



# Private and commercial pools

PROFESSIONAL CATALOGUE 2022 // no price



## Continue to save time!

- Place orders from anywhere!
- Authentication by facial recognition.
- Access product data sheets by scanning the QR code or voice command.
- Customisable home page
- Notifications :
  - ✓ order tracking
  - ✓ stock alerts
  - ✓availability of after-sales materials

## Your pool project in just 3 minutes!

- Draft an optimised pool project
- Customise quotes for your customers
- Convert quotes into baskets and place orders !



01

POOL FITTINGS  
& PIPEWORK  
27-52

02

FILTERS  
53-72

03

PUMPS  
73-84

04

ELECTRICAL PANELS  
85-92

05

ACCESSORIES  
93-98

06

LINERS  
99-120

07

REINFORCED MEMBRANES  
121-138

08

AUTOMATIC COVERS  
139-172

09

SOFT PROTECTIVE &  
SAFETY COVERS  
173-186

10

HEATING  
& DEHUMIDIFICATION  
187-210

11

MAINTENANCE  
& CLEANING  
211-244

12

WATER TREATMENT  
245-258

13

WOODEN POOLS  
259-314

14

COMMERCIAL POOLS  
315-332

Water, essential for  
humanity and for the planet

# WATER IS OUR MISSION



## BWT, A FAMILY-OWNED AUSTRIAN GROUP

- 25** countries of operation
- 80** subsidiaries and partners
- 5500** employees
- 12** R&D centres
- 12** factories
- 24** assembly sites
- 1000** million Euro turnover

Without water, we cannot have life, or growth, or progress.

It is our lifeblood; this is why, for over twenty-five years, BWT has dedicated its know-how and talents to water.

The BWT Group, the European leader in water treatment, offers you its know-how and expertise, whether you are a design office, an installer, an industry professional, a manager of a collective facility or a private individual.

Our technologies and innovations can provide the right water treatment solutions for your needs, improving hygiene, safety and energy management, to protect human health and our environment.

BWT has an extensive product and service offer: filtration systems, water softeners, disinfection (UV, ozone, chlorine dioxide), scale protection, seawater desalination, reverse osmosis systems, production of purified water for the pharmaceutical industry, etc.

All BWT products and processes are effective, economic and environmentally friendly.

#### **AN ALLIANCE OF TALENT**

Entrepreneurial spirit, passion for research and customer satisfaction make BWT the European water treatment leader. Bolstered by its success, Best Water technology is now aiming for international leadership. And because together we are stronger, BWT is delighted to welcome new partners such as Procopi (pool equipment manufacturer) into the group.

#### **BWT - FOR YOU AND PLANET BLUE**

Our "For you and planet blue" signature is the expression of the essence of BWT's mission: to act responsibly, to meet the expectations of everyone while protecting our planet, because it is our only home.

#### **OUR SLOGAN**

"For you"

Illustrates our goals to provide products focused on people, our customers, our business partners and our employees, and their needs.

"Planet Blue"

Underscores the central role that water plays on our "blue planet", and also the role which BWT plays in this context. We use our know-how to treat the limited water reserves of our planet to make this resource usable for humankind – always in harmony with nature.

# MULTI-MARKET EXPERTISE

Anywhere there is water, you will find BWT: providing solutions for water at home, in buildings, for industry and the hospitality/ catering sector.



## WATER AT HOME



### DOMESTIC ENVIRONMENT

- Individual homes and privately owned pools and spas.

BWT offers water treatment solutions to trades-people, plumbers, heating installers, pool builders and other distribution channels to solve all the issues associated with water in the home.



#### » Deliver protection, comfort and savings for private individuals.

- Domestic cold water
- HVAC water
- Drinking water
- The pool world (pools, spas and filtration, water treatment and maintenance equipment)



## WATER FOR BUILDINGS



### PUBLIC / COMMERCIAL MARKET

- Healthcare facilities and treatment centres
- Offices
- Collective housing
- Schools
- etc.

BWT offers design offices, project managers and contractors tailored support at each phase of the life cycle of public and commercial buildings and healthcare facilities and treatment centres.



#### » To guarantee water quality in the building for the comfort and safety of users.

#### » To ensure the long-term operability of the installations and the best energy performance.

- General cold water
- Domestic hot water
- Drinking water
- HVAC water
- Swimming pool and spa filtration
- Pools in communal settings



## WATER FOR INDUSTRY



### INDUSTRIES

- Pharmaceutical
- Cosmetic
- Agri-food
- Energy
- Chemical
- Paper
- etc.

BWT is active in every sector of activity, at every step in the industrial water cycle. From the initial audit to the identification of areas for improvement, through manufacturing and qualification, the company offers a 360° full service package: materials, products and services.



- » **Maximise sanitary safety and ensure a long-service life for equipment and processes.**
- » **Reduce our environmental impact and optimise industrial performance.**
  - Potable water
  - Utilities water
  - Process water
  - Effluent



## WATER FOR HOTELS AND RESTAURANTS

### HOSPITALITY, CATERING, CAFÉ MARKET

- Coffee roasters
- Manufacturers of catering equipment
- Brewers
- etc.

BWT Water & More is the specialist in point of use water treatment for professionals in the catering and drink vending industry. BWT is also active in the hospitality sector for water treatment.



- » **Offer reliable protection against limescale using conventional filters, guaranteeing the elimination of compounds that cause unpleasant tastes and transforming raw water into potable water by passing it through unique filtration systems.**
  - Water for coffee machines
  - Water for dishwashers
  - Water for vending machines
  - Water for drinking fountains

A close-up photograph of a dragonfly's transparent wing, covered in numerous small, glistening water droplets. The wing's intricate vein structure is clearly visible. The background is a soft, out-of-focus gradient of light blue and pink, suggesting a dawn or dusk sky. A solid magenta rectangular box is overlaid on the left side of the image, containing the text 'NEW IN 2022' in white.

# NEW IN 2022



**ROUND FACE TRIM  
FOR BWT TUBULAR  
UNDERWATER LIGHTS**



page 46

**REINFORCED MEMBRANE - RENOLIT ALKORPLAN VOGUE  
URBAN, VINTAGE & SUMMER**



page 135

**GELBOX IP68 INSULATION  
INSTALLATION KIT**



page 47

**BWT PEARL CONNECT**



page 88

High performance  
membrane available  
in a wide range of  
colours!

**BWT POLY PEARL  
SIDE & TOP FILTERS**



page 64

PEARL CONNECT  
to manage pool  
equipment and  
more!


**PVC LIQUID - RENOLIT  
ALKORPLAN VOGUE  
URBAN, VINTAGE, SUMMER**



page 135

Optimum filtration  
of your pool water!

**REINFORCED MEMBRANE  
FIDJI BLUE**



page 136

### BWT INVERTER CONNECT HEAT PUMP



page 206

### BWT B200 LITE ROBOTIC POOL CLEANER



page 230

Pleasant water  
temperatures, total  
silence and an  
excellent yield !

### BWT PRO PK MAX & TURBO CORDLESS POOL CLEANERS



page 224

BWT efficiency,  
for beautifully clean  
pools!

### COSMY THE BOT 100, 150, 200 & 250



page 218

PRO PK vacuums  
and robotic  
cleaners,  
a unique design for  
even better suction!

### BWT D200 LITE ROBOTIC POOL CLEANER



page 234

COSMY THE BOT,  
a revolution?  
Yes, and what a  
beauty!

### BWT PRO PK GIANT, SWIFT & X-FLOW RECHARGEABLE VACUUMS



page 226

BWT BC40 RECHARGEABLE  
VACUUM



page 237

The BC100+ feature  
a Stop&Go system  
to optimise the  
cleaning cycle.

REGUL SYSTEM BWT - P



page 252

**BWT BC40**  
rapidly vacuums up  
debris from all types  
of pools.

BWT MYPOOL BC200+  
CORDLESS ROBOTIC POOL  
CLEANER WITH ACTIVE  
BRUSHING



page 239

# PROCOPI BWT GROUP

Guingamp

Pleumeleuc

Le Rheu

Rennes

3 factories in Brittany  
in Northern France

## Logistics

Procopi BWT Group manufactures a large amount of its production to meet client needs the following season between October and the end of February. This type of strategy is only possible with the support of excellent logistics and huge storage facilities.

For this reason, 4 large logistics units were created in:

- Guingamp (22) : 11,500 m<sup>2</sup>
- Rennes / Le Rheu (35) : 10,000 m<sup>2</sup>
- Pleumeleuc (35) : 10,000 m<sup>2</sup>
- Marseilles / Gémenos (13) : 3,500 m<sup>2</sup>



## Factories

### UP-22 Guingamp – France

The UP-22 factory located in Guingamp (France) operates round the clock using processes based around thermoplastic extrusion and injection techniques.

Procopi BWT Group is the only French company on the market to make its own injection moulds and inject its own PVC and ABS parts in a factory equipped with 9 injection presses (between 55 and 1,500 metric tons) all fitted with demoulding robots.

**This factory specialises in the manufacture of:**

- Pool fittings,
- Automatic covers.
- Procopi BWT Group is also the only French manufacturer of automatic covers to extrude the PVC slats that make up the automatic cover aprons in its own factory.




## UP-35 A Le Rheu – France

The UP-35A factory is located in Le Rheu, near Rennes (France) and occupies 10,000 m<sup>2</sup> of buildings. This factory specialises in the transformation of soft plastics (PVC-P, Pe).

It contains 2 computer assisted cutting machines (Lectra), 10 pit-installed high frequency welding machines and 5 thermal welding and ultrasonic welding machines.

### This factory specialises the manufacture of:

- Superliner and Aqualiner,
- Bar covers: Mambo, Calypso and CBE-650,
- Winter covers,
- Bubble covers.



## UP-35 B Pleumeleuc – France

The UP-35B factory is located in Pleumeleuc, close to Rennes (France), housed in 10,000 m<sup>2</sup> of buildings.

This factory, that specialises in the low pressure injection of composite materials and thermoforming, is responsible for the manufacture of:

- Spas,
- RTM sand filters, polyester filters, low pressure injection products,
- Python sand filters, polyester filters, bobbin-wound products,
- M.P.I. and M.Z.I. heat pumps,
- Heat exchangers,
- Electrical panels: Swimline and SR-Light,
- Motorisation systems for automatic covers.

### For commercial pools

- Python Polar filters,
- Electrical panels,
- Commercial spas.

# SALES ORGANISATION EXPORT

## HEAD OF BUSINESS & STRATEGY DEVELOPMENT

Mathieu SMADJA

E-mail : [mathieu.smadja@bwtpool.fr](mailto:mathieu.smadja@bwtpool.fr)

## SALES MANAGER

Yann CHEVALIER

### EUROPE

Mobile : +33 (0)6 19 36 06 89

E-mail : [yann.chevalier@bwtpool.fr](mailto:yann.chevalier@bwtpool.fr)

## SALES MANAGER - ONLINE & MASS MARKET - COMMERCIAL POOLS

Stéphane GABETTO

### EUROPE

Mobile : +33 (0)7 84 45 02 26

E-mail : [stephane.gabetto@bwtpool.fr](mailto:stephane.gabetto@bwtpool.fr)

## SALES MANAGER

Inès FRANCISCO

### AFRICA - MIDDLE EAST - ASIA - OCEANIA - LATIN AMERICA - CANADA

Mobile : +33 (0)6 69 42 99 82

E-mail : [ines.francisco@bwtpool.fr](mailto:ines.francisco@bwtpool.fr)

## Area managers

### CENTRAL EUROPE

#### SCANDINAVIA - BALTIC COUNTRIES - UK

Sandrine LEROUX-SÉNÉCHAL

Mobile : +33 6 08 76 63 65

E-mail :

[sandrine.leroux-senechal@bwtpool.fr](mailto:sandrine.leroux-senechal@bwtpool.fr)

### SPAIN - PORTUGAL

#### UKRAINE - MALTA - GREECE

Susana COBO

Mobile : +34 (0) 651 801 4405

E-mail :

[susana.cobo-moreno@bwtpool.fr](mailto:susana.cobo-moreno@bwtpool.fr)

### BENELUX

Stéphane GABETTO

E-mail : [stephane.gabetto@bwtpool.fr](mailto:stephane.gabetto@bwtpool.fr)

### GERMANY - AUSTRIA

Yann CHEVALIER

E-mail : [yann.chevalier@bwtpool.fr](mailto:yann.chevalier@bwtpool.fr)

### ASIA - OCEANIA - INDIAN OCEAN

Paul AMILHAT

Mobile : +33 (0)6 07 73 87 17

E-mail : [Paul.amilhat@bwtpool.fr](mailto:Paul.amilhat@bwtpool.fr)

### ITALY - LATIN AMERICA

#### CANADA - AFRICA - RUSSIA - CIS

Marie LEBRU

Mobile : + 33 6 08 69 65 20

E-mail : [Marie.lebru@bwtpool.fr](mailto:Marie.lebru@bwtpool.fr)

### MOROCCO

Inès FRANCISCO

E-mail : [ines.francisco@bwtpool.fr](mailto:ines.francisco@bwtpool.fr)

### MIDDLE EAST - INDIA

Jayan K VARIETH (JK)

Mobile : +971 55 1053 927

E-mail : [jk.varieth@procopi.com](mailto:jk.varieth@procopi.com)

### CARIBBEAN - BRAZIL

Joël COPEMAN

Mobile : +590 690 39 88 48

E-mail : [Joel.copeman@bwtpool.fr](mailto:Joel.copeman@bwtpool.fr)

# Our agencies around the world

## GERMANY PROCOPI DEUTSCHLAND GMBH

Sonnenstrasse 12 - 14  
91058 ERLANGEN - GERMANY  
Tel. : + 49 91 31 69 08 50

E-mail : [erlangen@procopi.com](mailto:erlangen@procopi.com)

Steigerstrasse 7  
01665 Käbschütztal (Meissen) - GERMANY  
Tel. : + 49 37 21 47 67 797  
E-mail : [meissen@procopi.de](mailto:meissen@procopi.de)

## UNITED ARAB EMIRATES PROCOPI MIDDLE EAST

Office X1-01, S AIF Zone  
Post Box : 8988 SHARJAH - U.A.E.  
Tel. : + 971 65 57 22 50  
E-mail : [jk.varieth@procopi.com](mailto:jk.varieth@procopi.com)

## CUSTOMER SERVICE MANAGER - EXPORT

Olivier ESCRIGNAC  
Tel. : + 33 2 99 14 00 88

E-mail : [olivier.escrignac@procopi.com](mailto:olivier.escrignac@procopi.com)

## CUSTOMER SERVICE

Tel. : + 33 2 99 14 00 55 - Fax : + 33 2 99 14 75 01  
E-mail : [export@procopi.com](mailto:export@procopi.com)

## TECHNICAL SERVICES & TRAINING - EXPORT

Technical Engineer

Angel BOU RIU

E-mail : [angel.bou-riu@bwtpool.fr](mailto:angel.bou-riu@bwtpool.fr)

# EXPERT & TECHNICAL TRAINING

## Expert Training

### HYDRAULIC

- Correctly size the hydraulic circuit for a pool
- Understand the importance of hydraulic optimisation
- Learn about the standards applicable to Private and Commercial pools

### WATER TREATMENT

- Perform water analysis and recommend water treatment products
- Learn about water treatment equipment
- Understand the water calcium carbonate balance

## Automatic covers

INSTALLATION, COMMISSIONING AND REPAIR  
CIVIL ENGINEERING BEFORE INSTALLING A COVER

## PROFESSIONAL TRAINING

During the year, the Procopi BWT Group company offers technical training to its professional clients.

Expert Training sessions are held in its training centres in the agencies in Trappes and Rennes (France).

## Technical Training

### REINFORCED MEMBRANES

- Learn how to weld a membrane – simple shape, flat bottom pool
- Learn how to weld a simple shaped step

### REDOX REGULATION

- Training in the installation, operation and repair of a Redox regulation system
- Amperometric regulation
- Training in the installation, operation and repair of an amperometric regulation system
- EES PRO electrolyser

Technical training sessions are offered in all of Procopi BWT Group agencies.

Customers are advised of the training schedule in advance.

CONTACT YOUR AGENCY FOR FURTHER INFORMATION





LEARN HOW TO WELD A REINFORCED MEMBRANE ON A SIMPLE SHAPED FLAT BOTTOM POOL



CORRECTLY SIZING THE HYDRAULIC CIRCUIT FOR A POOL



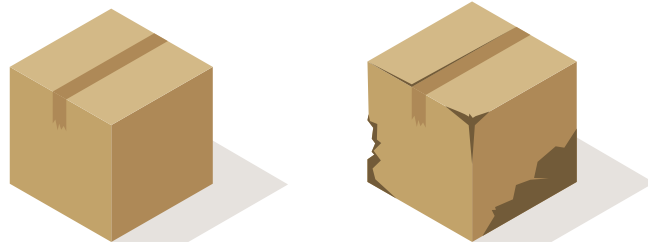
UNDERSTAND THE PRINCIPLES OF WATER TREATMENT



# Proper reception of a delivery

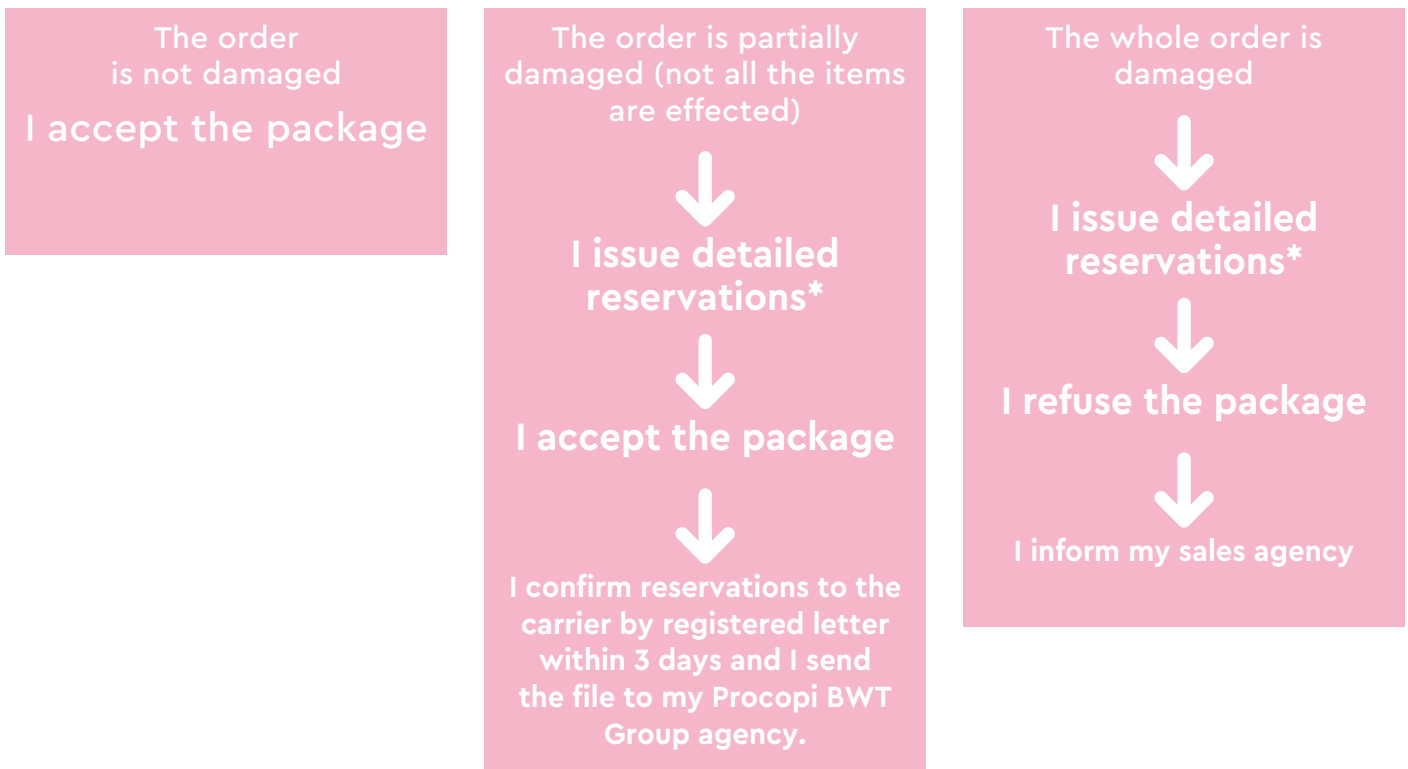
# Whether or not the package is damaged, take the time to check the contents

The package should always be opened in front of the carrier, and the condition of the material delivered should be checked.



In the event that the carrier refuses to wait until the goods are fully unpacked, this should be clearly indicated on the delivery slip before it is signed.

## Possible scenarios:



## \*Issue detailed reservations

All anomalies observed (missing, broken or damaged items) must be recorded as reservations, signed and stamped, upon receipt of the delivery.

Be careful, reservations concerning only the packaging (package wet, packaging damaged or torn, or subject to unpacking) are not accepted by carriers, the damage to the items must be clearly and precisely described.

### Examples :

- Lateral casing of the heat pump damaged,
- Filter support broken.



If no reservations are issued, the product is understood to have been accepted as delivered by the addressee, no subsequent claims will be accepted.



Sustainable development  
Hydraulic optimisation  
Energy savings

# A HELPING HAND *with your projects*

## The Design Office

The design office produces customised studies with strict adherence to the standards in effect.

## PRIVATE POOLS - COMMERCIAL POOLS - SPAS STUDIES IN HYDRAULICS, HEATING, DEHUMIDIFICATION, WATERPROOFING MEMBRANES, FILTRATION, INTEGRATED CLEANING, ETC.

Procopi BWT Group offers the technical means and know-how you need to position yourself, risk-free, on the commercial pool market.

Procopi BWT Group provides everything you need to build a commercial pool. Every component of the installation complies with the specific restrictions currently imposed by French regulations concerning commercial installations:

filtration systems, pumps, water treatment systems, electrical equipment, plumbing and other accessories.

Procopi BWT Group has developed its own range of sand filters specifically for commercial installations: Python Polar filters.

These bobbin-wound filters are the reference for commercial pools



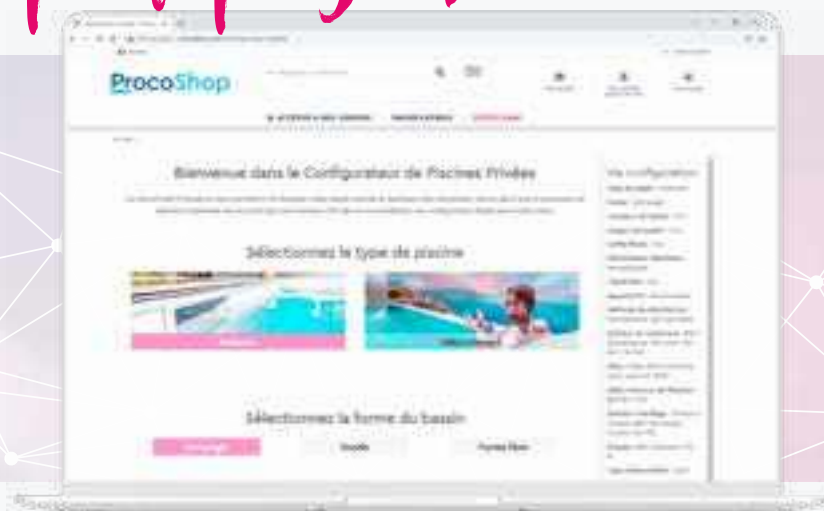
Contact our design office  
**+ 33 2 99 61 24 64**  
or by e-mail : [betech@procopi.com](mailto:betech@procopi.com)

Contact your sales agency for more information about our studies.



# PRIVATE POOL CONFIGURATION TOOL

Your pool project



in just 3 minutes!

- + DRAFT AN OPTIMISED POOL PROJECT
- + CUSTOMISE QUOTES FOR YOUR CUSTOMERS
- + CONVERT QUOTES INTO BASKETS AND PLACE ORDERS!

[procoshop.com](http://procoshop.com)

*Continue to save time!*

# MOBILE APP

**ProcoShop**



- Place orders from anywhere!
- Authentication by facial recognition.
- Access product data sheets by scanning the QR code or voice command.
- Customisable home page.
- Notifications:
  - ✓ order tracking
  - ✓ stock alerts
  - ✓ availability of after-sales materials



**Click & Collect**



- Place your order on ProcoShop and select Click & Collect to eliminate wait times at your agency!
- Your order is validated and prepared and made available for pick-up during the selected time window.
- Each agency has a dedicated pick-up zone.

# DIGITAL SERVICES

## Take advantage of BWT brand recognition

### BWT.FR

Participate in the development of the BWT brand and grow your business with BWT's professional offer on the bwt.fr internet site!

### PROCOSHOP

Centralises all the services, information and tools designed for pool professionals, head to your Pro space.

### BWT PARTNERS

Establish yourself as the benchmark in water treatment in your sector. More than just a loyalty programme, BWT PARTNERS aims to develop your skill set and your profile so that you can become recognised as an expert in water in your sector.

- Customised marketing tools
- Exclusive services
- Professional perks and participation in events



## ProcoShop expert tools at your fingertips

Private pool configuration tool. Draft a n optimised private pool project in just 3 minutes!

### HEATING AND DEHUMIDIFICATION STUDY

Developed in partnership with the CSTB (Centre Scientifique et Technique du Bâtiment- French centre for building science and building technologies), in just a few clicks this tool generates customised heating and/ or dehumidification solutions for your clients.


- Powerful calculation core developed by the CSTB
- A customised Heating Study document intended for your client

### LABELSOFT

A professional water testing station.

### SPASOFT

Design your future spa and view it from every angle!



### AQUASOFT

Quotes, estimates, orders: BWT covers, liners, pool structures, etc. You can view pool customisation options, combining liner, pool fittings and automatic cover colour choices.



# OUR OBJECTIVES

Continue to increase our visibility.  
Be recognised as the preferred brand for all water at home !

## Sponsoring TV & Replay



**OBJECTIVE**  
increase  
recognition  
via TV ads

A clear, simple, effective ad that benefits comprehension and promotes the brand.

## Digital campaigns

Throughout the year

## Ad campaigns

Mainstream press



**OBJECTIVES**  
Leads and  
increase  
visibility



**OBJECTIVE**  
Increase  
visibility

## Visibility - Brand awareness

# BWT, ONE OF 50 SUSTAINABILITY & CLIMATE LEADERS

This is the ambition of the BWT GROUP, articulated around 3 areas of focus: visibility of our Drinking Water activity and the BOTTLE FREE ZONE initiative, social and environmental responsibility, and investment in R&D and the technologies of the future.



## PRIORITISE LOCALLY SOURCED WATER

BWT's goal is to provide the best quality, purest water to all its users.

The BWT BOTTLE FREE ZONE movement aims to provide access to delicious drinking water while limiting the production and transportation of single use plastic bottles all around the world. By installing Bottle Free Zone zones everywhere possible, BWT offers an alternative solution to plastic.



## B.waterMISSION



### CREATE A SUSTAINABLE WATER SUPPLY

BWT's AQUA PEARLS foundation was created to foster projects that help provide people across the globe with sustainable, maintainable, local access to clean drinking water.

The BWT B.water mission, a project sponsored by BWT's AQUA PEARLS foundation, is rooted in creating reliable, sustainable water sources in Africa, the goal being to build as many wells as possible.



### INVEST IN TECHNOLOGY FOR THE FUTURE OF ENERGY PRODUCTION

For over two decades, the BWT Group has attached particular importance to investment in membrane technology in order to support the development of clean, green Hydrogen-based energy.

Membranes are manufactured by BWT for use in water treatment systems, to produce clean, hygienic water. They can also be used in fuel cells to generate and store energy.



An underwater photograph of a swimming pool. In the foreground, a woman with red hair in pigtails, wearing black swimming goggles and a blue and white patterned bikini, is swimming towards the camera with a slight smile. In the background, other people are swimming, including a man in blue shorts and a woman in a dark swimsuit. The water is clear and blue, with light reflecting off the surface and the pool floor.

# 01

# POOL FITTINGS & PIPEWORK

**Procopi BWT Group complies with the following standards:**

NF EN 60598-1 April 2015 : Light fittings – general requirements and test methods.

NF EN 60598-2-18+A1 February 2016 : Light fittings. Regulations specific to light fittings for pools and similar uses

NF EN 16713-2 April 2016: Private family pools. Water distribution systems. Part 2. Circulation systems. Requirements and test methods.

NF EN 13451-3 + A3 March 2016: Requirements and test methods specific to suction and return fittings for water features.

AFNOR AC P90-326: Pool fittings (Previously DTP No. 8).



<b>28</b>	THE SKIMMER IN DETAIL
<b>30</b>	HYDRAULIC CIRCUIT
<b>31</b>	PLACEMENT OF THE POOL FITTINGS
<b>32</b>	POOL FITTINGS - MASONRY/ LINER
<b>36</b>	POOL FITTINGS - CONCRETE
<b>40</b>	POOL FITTINGS - PANELS
<b>42</b>	POOL FITTINGS - WITH INSERTS
<b>43</b>	POOL FITTINGS - WATER BLADES
<b>44</b>	POOL FITTINGS - RENOVATION
<b>46</b>	POOL FITTINGS - UNDERWATER LIGHTS
<b>48</b>	FUNCTIONAL EARTH
<b>49</b>	MYPOOL POOL FITTINGS
<b>50</b>	FLOW RATES AND RECOMMENDATIONS
<b>51</b>	MYPOOL PIPEWORK & ACCESSORIES

## THE SKIMMER IN DETAIL

Made in France, skimmers incorporate the latest technological innovations, quality and reliability are guaranteed. The range comprises 4 versions: liner pools, traditional reinforced concrete pools, panel pools, polyester shell pools.

- Made of UV resistant, pool-grade ABS,
- Self-adhesive elastomer seals,

- Stainless steel screws, suited to every pool type,
- Protective, adhesive worksite covers,
- Available in a range of colours,
- Made in France.

### Our skimmers are made in France

- Skimmers are manufactured by Procopi BWT Group, in its factory in Brittany, in northern France.
- ABS gives skimmers a shiny, bright white finish (the shade of white is colour matched to Procopi BWT Group's range of liners and waterproofing membranes) that is stable over time thanks to its anti-UV treatment, and resistant to the action of pool chemicals under normal operating conditions. The skimmer body is always the same, irrespective of the skimmer version (concrete, liner, etc.).
- In the event that a conventional concrete pool equipped with skimmers begins to leak, a liner or 1.50 mm reinforced membrane can easily be fitted. All that is needed are the flange, seals and screws necessary to transform your Concrete skimmer into a Liner skimmer.

### Worksite protective covers

- The protective, self-adhesive worksite covers delivered with the skimmers protect the body and screw housings from damage or from being filled with mortar or cement while the pool is being built.

### A single screw type

- All skimmer screws are the same, whatever the pool type, and are made of A4 stainless steel; it is easy to keep a stock on hand to satisfy after sales needs.

### Self-adhesive seals

- Masonry, liner, panel type pool fittings, are delivered with 2 self-adhesive elastomer seals, very easy to install and resistant to the action of pool chemicals.

### Delivered in boxes of 2

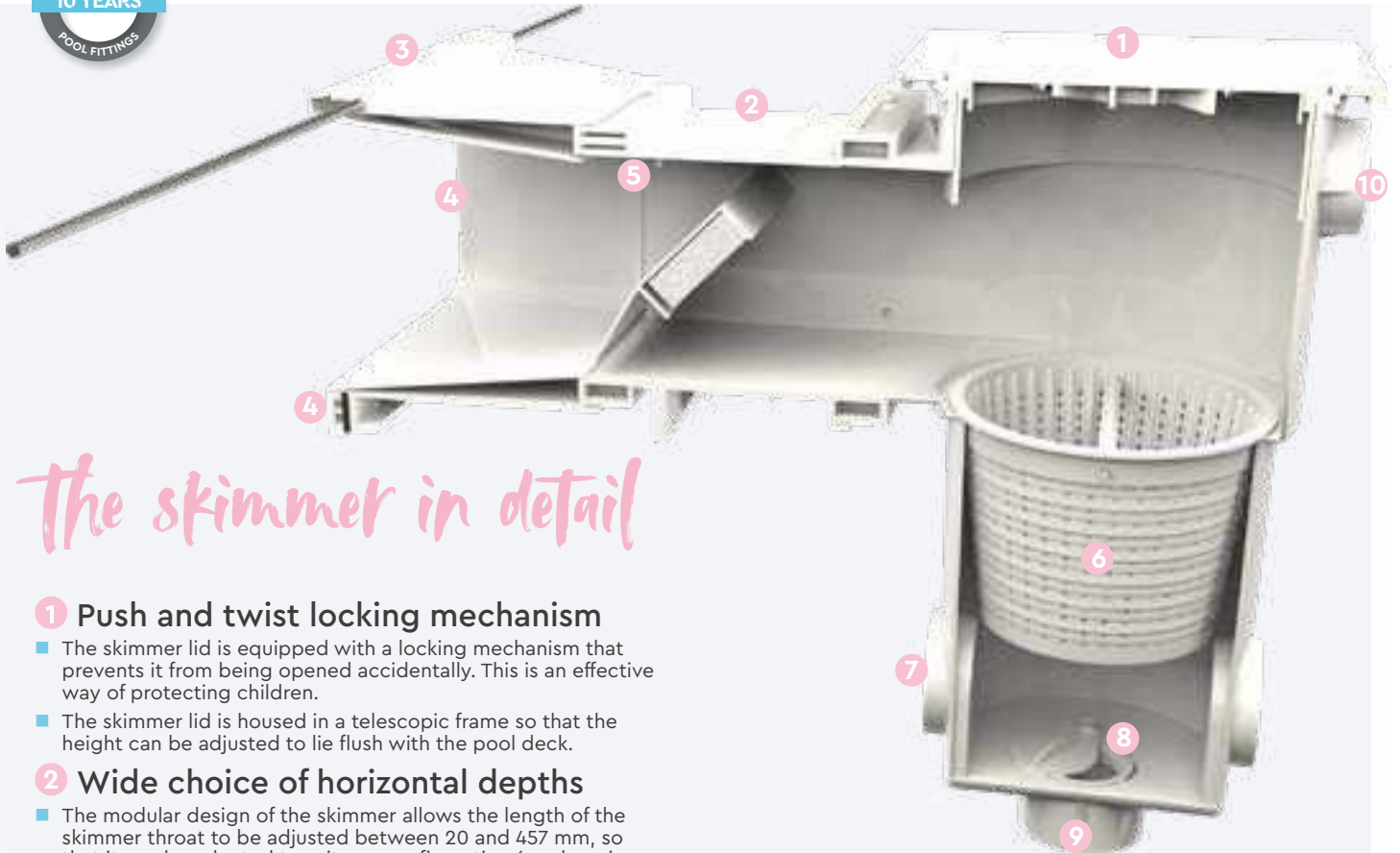
- By packing SL-119 (liner) and SB-118 (concrete) skimmers in boxes of two, the price of the skimmers is reduced by 10 %.



### Choice and harmony throughout the range!

- Skimmers are available in 6 colours as part of the Color range: Light blue, Dark blue, Beige, Grey, Anthracite grey and Black.





## The skimmer in detail

### 1 Push and twist locking mechanism

- The skimmer lid is equipped with a locking mechanism that prevents it from being opened accidentally. This is an effective way of protecting children.
- The skimmer lid is housed in a telescopic frame so that the height can be adjusted to lie flush with the pool deck.

### 2 Wide choice of horizontal depths

- The modular design of the skimmer allows the length of the skimmer throat to be adjusted between 20 and 457 mm, so that it can be adapted to suit any configuration (pool coping, automatic cover pit, etc.).

### 3 Choice of skimmer mouths

- Skimmers can be fitted with a standard skimmer mouth, or a wide skimmer mouth, depending on requirements.

#### Pre-fix collar

- Skimmers feature a pre-fix collar, used to install them on prefabricated structures.

### 4 Face plate trim

- A face plate clips onto the skimmers to hide the skimmer flange and screws.

### 5 Weir damper

- The skimmer mouth is equipped with a stopper to lessen the noise made by the weir when the pool water is very agitated.

### 6 Self-locking skimmer basket

- The basket is locked into place in the skimmer by means of a bayonet, push and twist locking mechanism. This prevents the basket from floating up when the filtration pump stops. The basket can be lined with a "Pool Bag" to improve particle retention.

### 7 Lateral outlet

- A 63 mm PVC spacer can be fitted here between the skimmer and the pool wall to further stabilise the skimmer's seating.

### 8 Flow regulator

- The body of the skimmer features a mobile flap to adjust the rate at which water is drawn into the skimmer.

### 9 Bottom outlet

- This 2" tapped outlet accepts a threaded adaptor socket (2"x 63 or 2"x 50) to connect the skimmer to the filtration system. These adaptor sockets are cheaper than tapped sockets of the same dimensions. The 1 1/2" threading is used to install a gizmo (protects the skimmers against freezing).

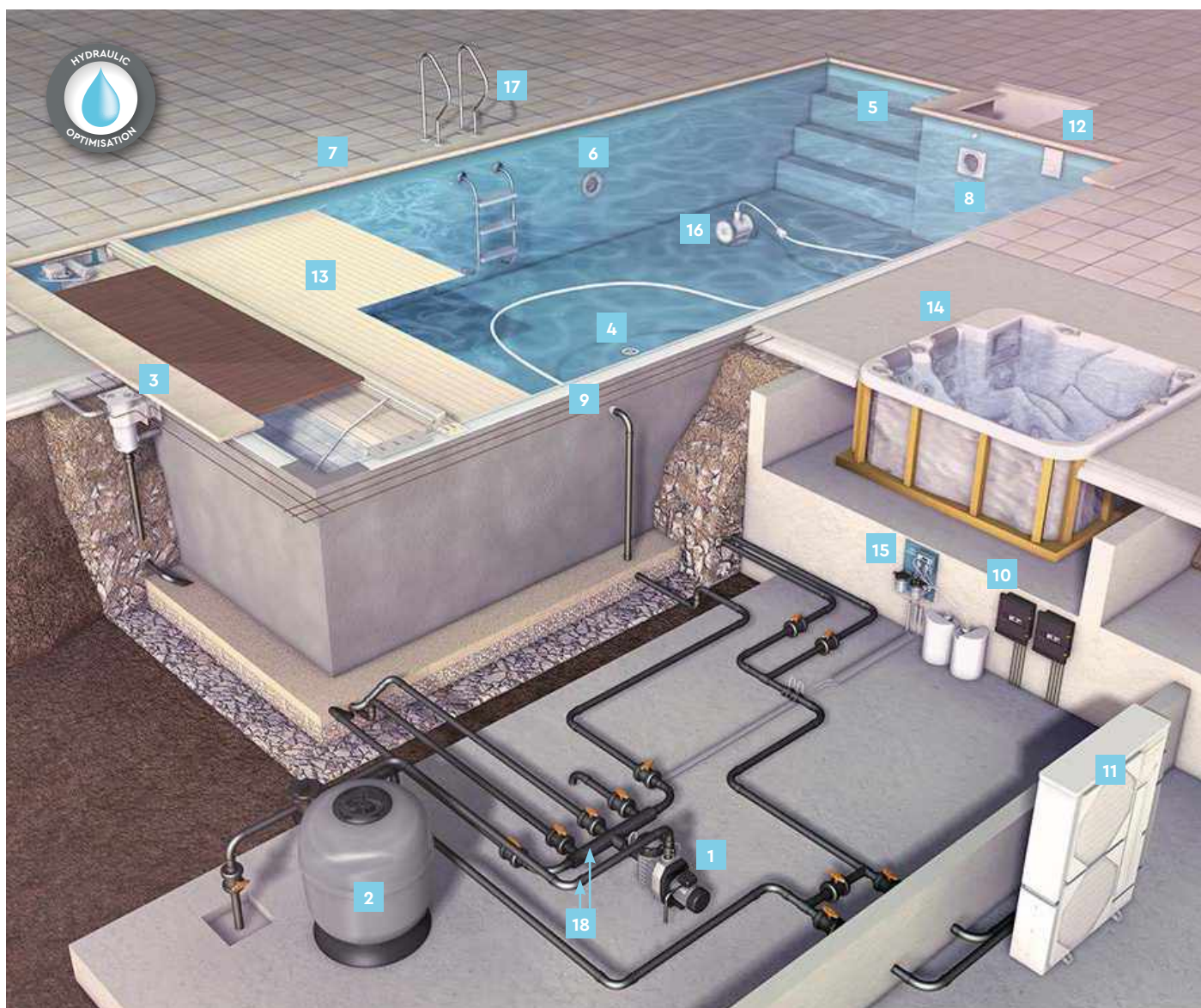
### 10 50 mm overflow

- This may be connected to waste with standard 50 mm PVC pipes used for filtration. Evacuates water very efficiently in the event of heavy rain.
- The overflow is sealed by a disc that may be pierced at one of several circular indentations allowing the height of the overflow to be altered in 5 mm increments.

## Wondering how to give an ageing pool a new lease of life?

- The Renovation range offers a choice of trims that clip simply onto existing pool fittings to lift and relook any ageing pool.
- Directional jets, main drain flange and grating, vacuum point caps, skimmer throat trims and face plates, underwater lights guts packs and face plates.

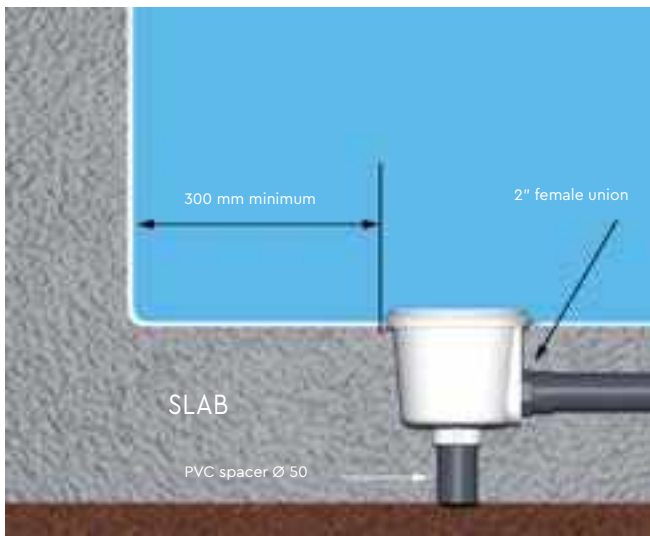
# HYDRAULIC CIRCUIT



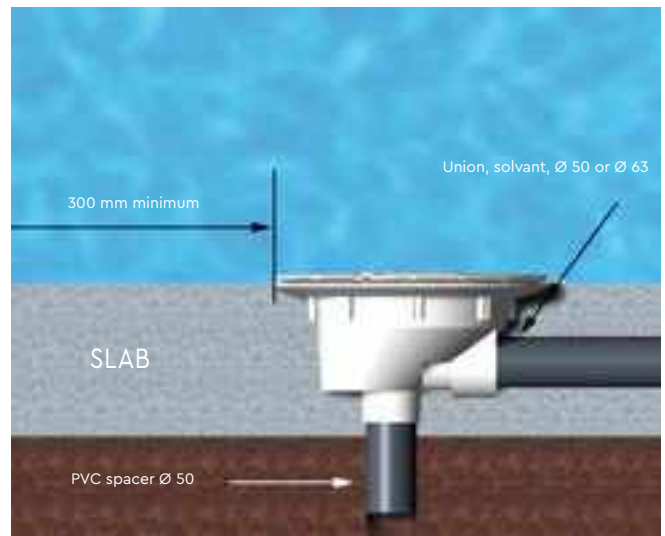
- |   |  |
|---|--|
| <p><b>1</b> Self-priming pump with prefilter – Eurostar</p> <p><b>2</b> Filter with 6-way valve – BWT RTM HF</p> <p><b>3</b> Skimmer, recommended flow rate for each skimmer:</p> <ul style="list-style-type: none"> <li>■ between 3 and 8 m<sup>3</sup>/h with a Ø 50 mm port</li> <li>■ between 5 and 12 m<sup>3</sup>/h with a Ø 63 mm port</li> </ul> <p><b>4</b> Dual function main drain:</p> <ul style="list-style-type: none"> <li>■ filtration suction (recommended 30% of the recycling volume)</li> <li>■ draining the pool</li> </ul> <p><b>5</b> Return fitting with or without directional jet. Recommended flow rate per return fitting:</p> <ul style="list-style-type: none"> <li>■ between 3 and 10 m<sup>3</sup>/h with a Ø 50 mm port</li> <li>■ between 5 and 12 m<sup>3</sup>/h with a Ø 63 mm port</li> </ul> <p><b>6</b> Very low voltage underwater LED light (12 V)</p> <p><b>7</b> Deck box</p> <p><b>8</b> Counterswim unit – BADU Jet Wave</p> | <p><b>9</b> Vacuum point</p> <p><b>10</b> Electrical panel – BWT Swimline</p> <p><b>11</b> Heat pump – BWT M.P.I.</p> <p><b>12</b> Level controller</p> <p><b>13</b> Submerged automatic cover – BWT Coverdeck</p> <p><b>14</b> BWT Spa – ST 4.31</p> <p><b>15</b> Automatic regulation Cl and pH – Regul System Emec-E</p> <p><b>16</b> Automatic cleaner – Victor 2 wheels</p> <p><b>17</b> Ladder – Rambouillet</p> <p><b>18</b> Suction and return manifold and large radius elbow</p> |
|---|--|



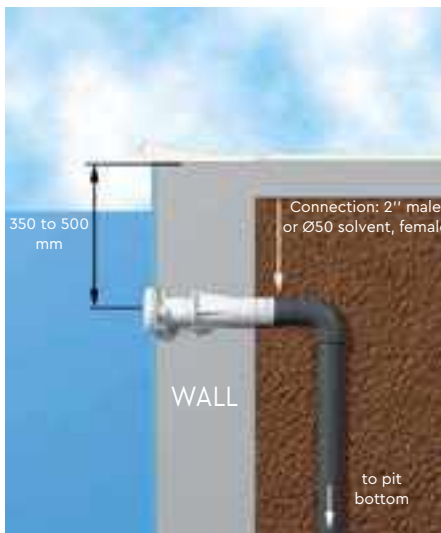
MAIN DRAIN BL-211/ BB-210



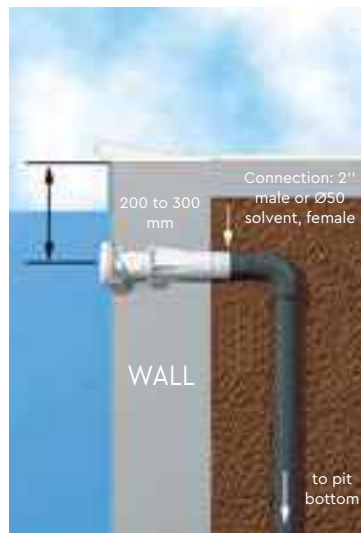
MAIN DRAIN BL-311/ BB-310



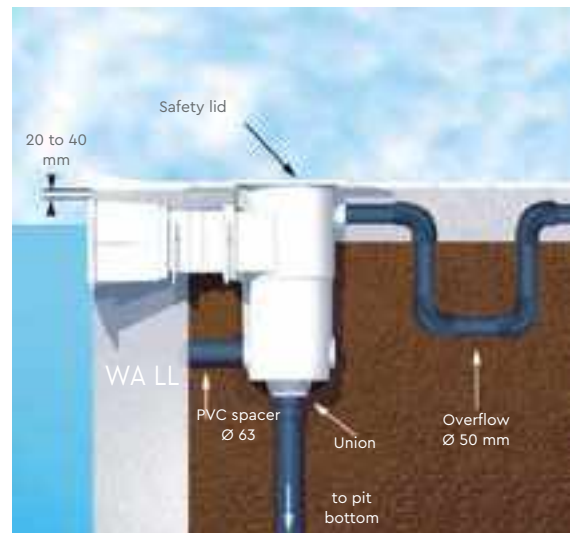
RETURN FITTING



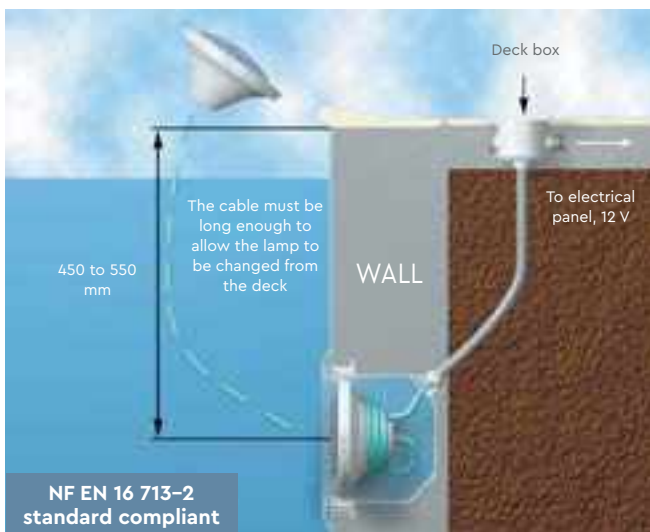
VACUUM POINT



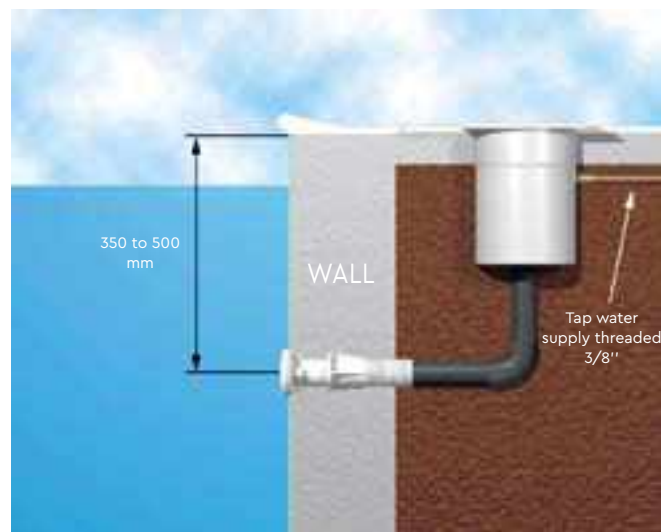
SKIMMER



UNDERWATER LIGHT



LEVEL CONTROLLER





**+** **Mirror Skimmer**  
a Procopi BWT Group EXCLUSIVE!




	Code	Reference	Description	Price exVAT
<b>1</b>	40022000	SL-101	Skimmer, small mouth, liner pools	-
<b>2</b>	40031000	SL-111-M	Skimmer, small mouth, standard	-
<b>3</b>	40041000	SL-115-M	Skimmer, small mouth + extension throat, liner pools	-
	40061200	SL-119-M-2	Skimmer wide mouth + extension throat, liner pools Price per box of 2	-
		SL-119-M-2	<b>Skimmer wide mouth + extension throat, liner pools</b> <b>12 boxes, price per box of 2</b>	-
<b>7</b>	40067000	SL-119-M-MR	Mirror skimmer, wide mouth + extension throat	-

**+** The pipe descending from the bottom of the skimmer must be rigid, all the way to the floor of the excavation.

**+** **BWTTOP TIP**



For all skimmers, remember to use the 2" M63/F50 union, code 1364051 "adapter nipple"



LEVEL CONTROLLERS

Families 2100 & 2105

Code	Reference	Description	Price exVAT
46000000	RN-305	Mechanical float level controller, adjustable	-
	RN-305	Mechanical float level controller, adjustable <b>Set of 4, per unit</b>	-



The RN-405 level controller is not compatible with pools fitted with mirror skimmers.

THROUGHWALL FLANGES & RETURN FITTINGS

Family 2100

	Code	Reference	Description	Nominal flow rate m <sup>3</sup> /h	Price exVAT
4	43600000	TP-250	Throughwall flange TP-250	-	-
5	43000000	TP-240	Throughwall flange, universal, 250 mm	-	-
6	43020000	TP-270	Throughwall flange, 250 mm, liner nozzle and jet	7	-
		TP-270	Throughwall flange, 250 mm, liner nozzle and jet <b>Set of 40, per unit</b>	7	-
Liner return fitting					
7	42000000	RL-311	Return fitting, liner pool, fitting only	7	-
8	42030000	RL-315	Return fitting, liner, threaded 2" & 50 solvent, with directional jet	7	-
		RL-315	<b>Return fitting, liner, threaded 2" &amp; 50 solvent, with directional jet</b> <b>Set of 40, per unit</b>	7	-



THROUGHWALL FLANGES & VACUUM POINTS

Family 2100

	Code	Reference	Description	Price exVAT
9	43030000	TP-271	Throughwall flange, 250 mm, with integrated vacuum point and blanking cap	-
Vacuum point with blanking cap				
10	42060000	RL-323	Vacuum point with blanking cap, liner pool	-
		RL-323	<b>Vacuum point with blanking cap, liner pool</b> <b>Set of 40, per unit</b>	-



RETURN FITTINGS 2"

Family 2100

Code	Reference	Description	Nominal flow rate m <sup>3</sup> /h	Price
42010000	RL-319	Return fitting with grate, Ø 63 solvent, liner pool	11	-



MAIN DRAINS

Family 2100



	Code	Reference	Description	Nominal flow rate m <sup>3</sup> /h	Price exVAT
1	41015000	BL-311	Main drain, lateral outlet Ø 50 mm or 63 mm, solvent, liner pools	15	-
		BL-311	<b>Main drain, lateral outlet Ø 50 mm or 63 mm, solvent, liner pools</b> <b>Set of 4, per unit</b>	15	-
		BL-311	<b>Main drain, lateral outlet Ø 50 mm or 63 mm, solvent, liner pools</b> <b>Set of 10, per unit</b>	15	-
2	41012000	BL-211	Main drain, 2 outlets (2" and 50 mm solvent), liner pools	12	-

LED UNDERWATER LIGHTS

Family 2100



	Code	Reference	Description	Price exVAT
3	44006000	PL-07V-M	Underwater light with white LEDs, 13.5 W - 12 V, screw fitting	-
		PL-07V-M	<b>Underwater light with white LEDs, 13.5 W - 12 V, screw fitting</b> <b>set of 6, per unit</b>	-
3	44005000	PL-06V-M	Underwater light with colour LEDs, 18 W - 12 V, screw fitting	-

DECK BOXES

Families 2100 & 2105



	Code	Reference	Description	Price exVAT
4	45000000	BC-84	Universal deck box, 2 outlets and 1 inlet	-
		BC-84	<b>Universal deck box, 2 outlets and 1 inlet</b> <b>Set of 4, per unit</b>	-
		BC-84	<b>Universal deck box, 2 outlets and 1 inlet</b> <b>Set of 20, per unit</b>	-
5	8492300	-	Pouch of two-component gel, 500 ml	-

The deck boxes allow connections to be made using 1.5 mm<sup>2</sup> cables (LED lamp)

The two component gel efficiently insulates connections inside the deck box.  
Protection rating: IP68  
Curing time: approximately 15 minutes at 25°C. The gel can easily be removed to allow access to the connections.



# POOL FITTINGS - MASONRY/ LINER



**+** Colours of pool fittings are matched to our liners and reinforced membranes. They are not RAL colours.


	Beige	Grey	Anthracite grey	Price exVAT
Mirror skimmer, wide mouth+extension throat				
	40067085	40067088	40067087	-
	SL-119-MR-SA	SL-119-MR-GR	SL-119-MR-GA	
Liner skimmer, wide mouth + extension throat				
	40061085	40061088	40061087	-
	SL-119-M-SA	SL-119-M-GR	SL-119-M-GA	
Throughwall flange/return fitting, 250 mm, with liner nozzle + jet				
	43020085	43020088	43020087	-
	TP-270-SA	TP-270-GR	TP-270-GA	
Return fitting, 2" threaded - 50 mm solvent, with directional jet				
	42030085	42030088	42030087	-
	RL-315-SA	RL-315-GR	RL-315-GA	
Throughwall flange, 250 mm, with integrated vacuum point and cap				
	43030085	43030088	43030087	-
	TP-271-SA	TP-271-GR	TP-271-GA	
Vacuum point with blanking cap				
	42060085	42060088	42060087	-
	RL-323-SA	RL-323-GR	RL-323-GA	
Colour LED UW light, 16 w - 12 V, screw fitting, liner pools 				
	44005085	44005088	44005087	-
	PL-06V-M-SA	PL-06V-M-GR	PL-06V-M-GA	
White LED underwater light, 13.5 w - 12 V, screw fitting, liner pools 				
	44006085	44006088	44006087	-
	PL-07V-M-SA	PL-07V-M-GR	PL-07V-M-GA	
Main drain with lateral outlet Ø 50 mm or 63 mm, solvent				
	41015085	41015088	41015087	-
	BL-311-SA	BL-311-GR	BL-311-GA	

SKIMMERS

Family 2100



1



2

	Code	Reference	Description	Price exVAT
1	40031000	SL111-M	Skimmer masonry/liner and concrete SL111-M, white BWT	-
2	40666000	SB-118-MR	Mirror skimmer, wide mouth + extension throat, concrete pools	-
	40061200	SL119-M-2	Skimmer masonry/liner and concrete SL119-M, set of 2, white BWT	-

THROUGHWALL FLANGES & RETURN FITTINGS

Family 2100



	Code	Reference	Description	Nominal flow rate m <sup>3</sup> /h	Price exVAT
5	43600000	TP-250	Throughwall flange, 250mm, 2" tapped and 50 mm solvent	-	-
6	43620000	TP-260	Throughwall fitting, 250mm, with return fitting (concrete) and directional jet,	7	-
		TP-260	<b>Throughwall fitting, 250 mm, with return fitting (concrete) and directional jet box of 20, per unit</b>	7	-
7	42630000	RB-310	Return fitting, 2" threaded 50 mm solvent, with directional jet	7	-
		RB-310	<b>Return fitting, 2" threaded 50 mm solvent, with directional jet box of 20, per unit</b>	7	-
8	42600000	RB-309	Return fitting, 2" threaded 50 mm solvent, fitting only, concrete pools	7	-



BWT TOP TIP



For all skimmers, remember to use the 2" M63/F50 union, code 1364051 "adapter nipple"



BWT TOP TIP



For a vacuum point, remember to use s RB-309 body, code 42600000 and a vacuum fitting renovation trim.



RETURN FITTINGS 2"

Family 2100

Code	Reference	Description	Nominal flow rate m <sup>3</sup> /h	Price exVAT
42610000	RB-318	Return fitting with grate, Ø 63 solvent, concrete pools	11	-



MAIN DRAINS

Family 2100

Code	Reference	Description	Nominal flow rate m <sup>3</sup> /h	Price exVAT
1 41015000	BL-311	Main drain, lateral outlet Ø 50 mm or 63 mm, solvent, liner pools	15	-
41012000	BL-211	Main drain, 2 outlets (2" and 50 mm solvent), liner pools	12	-




LED UNDERWATER LIGHTS

Family 2100

Code	Reference	Description	Price exVAT
4 44006000	PL07V-M	Masonry/liner & concrete UW light PL07V-M, white LEDs, 13.5W - 12 V, screw fitting, white	-
5 44005000	PL06V-M	Masonry/liner & concrete UW light PL06V-M, colour LEDs, 16W - 12 V, screw fitting, white	-



**+**  
BWT TOP TIP



Read the recommendations concerning LED underwater lights with power supply transformers, "Our LED bulbs", page 46.

DECK BOXES

Families 2100 & 2105




	Code	Reference	Description	Price exVAT
1	45000000	BC-84	Universal deck box, 2 outlets and 1 inlet	-
	45000000	BC-84	<b>Universal deck box, 2 outlets and 1 inlet Set of 4, per unit</b>	-
	45000000	BC-84	<b>Universal deck box, 2 outlets and 1 inlet Set of 20, per unit</b>	-
2	8492300	-	Pouch of two-component gel, 500 ml	-

**+** The deck boxes allow connections to be made using 1.5 mm<sup>2</sup> cables (LED lamp).

**+** The two component gel efficiently insulates connections inside the deck box.  
 Protection rating: IP68  
 Curing time: approximately 15 minutes at 25°C.  
 The gel can easily be removed to allow access to the connections.

LEVEL CONTROLLERS

Families 2100 & 2105



	Code	Reference	Description	Price exVAT
3	46000000	RN-305	Mechanical float level controller, adjustable	-
		RN-305	<b>Mechanical float level controller, adjustable Set of 4, per unit</b>	-

**+** The RN-405 level controller is not compatible with pools fitted with mirror skimmers.



SKIMMERS 

Family 2100

	Code	Reference	Description	Price exVAT
	40261200	SL-119-P-2	Panel/liner skimmer, SL-119-P, set of 2, white	-
			<b>Panel/liner skimmer, SL-119-P, set of 2, white</b>	-
			<b>Box of 12</b>	-
1	40267000	SL-119-P-MR	Panel/liner skimmer, SL119-P-MR, white	-



**+** The pipe descending from the bottom of the skimmer must be rigid, all the way to the floor of the excavation.

RETURN FITTINGS 

Family 2100

	Code	Reference	Description	Nominal flow rate m³/h	Price exVAT
2	42200000	RL-313	Return fitting only, with barrel union and seal, liner/panel pools *	7	-
3	42231000	RL-332	Return fitting with insert and jet and barrel union, liner/ panel pools **	7	-



\* create a Ø 85mm hole in the panel.  
\*\* create a Ø 60mm hole in the panel.

VACUUM FITTINGS 

Family 2100


	Code	Reference	Description	Price exVAT
	42261000	RL-336	Vacuum point with insert, cap and barrel union, panel/liner pools	-



LEVEL CONTROLLERS 

Families 2100 & 2105

	Code	Reference	Description	Price exVAT
4	46000000	RN-305	Mechanical float level controller, adjustable	-
		RN-305	<b>Mechanical float level controller, adjustable</b> <b>Set of 4, per unit</b>	-



**+** The RN-405 level controller is not compatible with pools fitted with mirror skimmers.

MAIN DRAINS

Family 2100



	Code	Reference	Description	Nominal flow rate m <sup>3</sup> /h	Price exVAT
1	41015000	BL-311	Main drain, lateral outlet Ø 50 mm or 63 mm, solvent, liner pools	15	-
	41012000	BL-211	Main drain, 2 outlets (2" and 50 mm solvent), liner pools	12	-

LED UNDERWATER LIGHTS

Family 2100



	Code	Reference	Description	Price exVAT
2	44006000	PL07V-M	Liner/ panel UW light PL07V-M, white LEDs, 13.5W - 12 V, screw fitting, white	-
3	44005000	PL06V-M	Liner/panel UW light PL06V-M, colour LEDs, 16W - 12 V, screw fitting, white	-

DECK BOXES

Families 2100 & 2105



	Code	Reference	Description	Price exVAT
4	45000000	BC-84	Universal deck box, 2 outlets and 1 inlet	-
		BC-84	<b>Universal deck box, 2 outlets and 1 inlet Set of 4, per unit</b>	-
		BC-84	<b>Universal deck box, 2 outlets and 1 inlet Set of 20, per unit</b>	-
5	8492300	-	Pouch of two-component gel, 500 ml	-

**+** The two component gel efficiently insulates connections inside the deck box.  
 Protection rating: IP68  
 Curing time: approximately 15 minutes at 25°C.  
 The gel can easily be removed to allow access to the connections.

**+** The deck boxes allow connections to be made using 1.5 mm<sup>2</sup> cables (LED lamp).



# POOL FITTINGS - PANEL POOLS



Beige	Grey	Anthracite grey	Price exVAT
-------	------	-----------------	-------------

## Return fitting with insert, jet and nut, panel/ liner pools

	42231085	42231088	42231087	-
	RL-332-SA	RL-332-GR	RL-332-GA	

## Colour LED underwater lights, panel/ liner pools, 13.5 W - 12 V, screw fittings

	44005085	44005088	44005087		-
	PL-06V-M-SA	PL-06V-M-GR	PL-06V-M-GA		

## White LED underwater lights, panel/ liner pools, 16 W - 12 V, screw fittings

	44006085	44006088	44006087	-
	PL-07V-M-SA	PL-07V-M-GR	PL-07V-M-GA	

## Main drain with lateral outlet Ø 50 mm or 63 mm, solvent, liner/ panel pools

	41015085	41015088	41015087	-
	BL-311-SA	BL-311-GR	BL-311-GA	


The return fittings and vacuum points face plates, as well as every part of the main drain, are coloured.



## LEVEL CONTROLLERS - POLYESTER POOLS

Families 2100 & 2105

Code	Reference	Description	Price exVAT
1 46000000	RN-305	Mechanical float level controller, adjustable	-
	RN-305	<b>Mechanical float level controller, Set of 4, per unit</b>	-



The recommended lighting solution for polyester shell pools is a flat underwater light with white or colour LEDs housed in a RL-326 return fitting.



SKIMMERS

Family 2100

Code	Reference	Description	Price exVAT
40069000	SL-119-MI	Skimmer, wide mouth + extension throat, with insert, masonry/liner	-
40065000	SL-119-MI-MR	Mirror skimmer, wide mouth + extension throat, with insert, masonry/liner	-

The pipe descending from the bottom of the skimmer must be rigid, all the way to the floor of the excavation.

RETURN FITTINGS

Family 2100



Code	Reference	Description	Nominal flow rate m <sup>3</sup> /h	Price exVAT
42329000	RLi-337	Return fitting masonry/liner, with inserts	7	-

VACUUM POINTS

Family 2100



Code	Reference	Description	Price exVAT
42061000	RLi-338	Vacuum point, masonry/liner, with inserts	-

MAIN DRAINS

Family 2100



Code	Reference	Description	Nominal flow rate m <sup>3</sup> /h	Price exVAT
41019000	BLi-311	Main drain, masonry/liner, lateral outlet Ø50 or Ø63, solvent, with inserts	15	-

LED UNDERWATER LIGHTS

Family 2100

Code	Reference	Description	Price exVAT
44007000	PL07V-Mi	White LED underwater light, masonry/liner, with insert, 13.5 W - 12V	-
44008000	PL06V-Mi	Colour LED underwater light, masonry/liner, with insert, 16 W - 12V	-

PARABOLIC JET WATER BLADES

Family 2250

To achieve an even, harmonious water blade, the water flow rate must be constant. This can be achieved by installing and adjusting a ¼ turn valve on the water feed line.

Technical data.

- Available in three sizes to ensure a perfect fit in your pool or spa.
- Water blades fitted with LEDS work off a 12V DC supply with an electrical panel (4) that comes with a remote control. There are 10 light change sequences to choose from.

The flow rate of a 300 mm wide water blade depends on the vertical height of the water blade and the horizontal depth of the water fall.

The 'vertical height' is the distance between the water blade jet and the water level in the pool. It may not be greater than 900 mm.

The 'horizontal depth' is the horizontal distance between the water blade jet and the point of impact of the waterfall in the pool.

If the width of the blade is greater than 300 mm, 600 mm or 1200 mm, multiply the rate indicated on the graph by 2 (600 mm), 3 (900) or 4 (1200 mm).

For example, in the case of a parabolic water blade 900 mm wide, installed at a height of 1200 mm with a horizontal depth of 266 mm, the flow rate must be  $2.7 \text{ m}^3/\text{h} \times 4 = 10.8 \text{ m}^3/\text{h}$ .

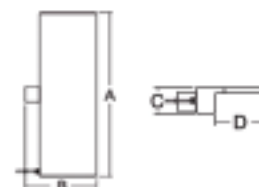
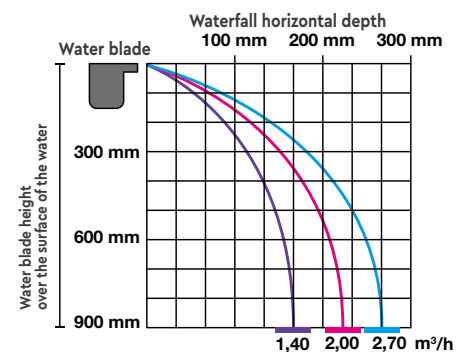


	Code	Description	Price exVAT
		Parabolic jet water blades	
1	795200	Parabolic jet water blade 600 × 150 mm	-
2	795400	Parabolic jet water blade 1200 × 150 mm	-
		Parabolic jet water blades with LEDS	
	795220	Parabolic jet water blade with 8W LEDS, 600 × 150 mm	-
	795420	Parabolic jet water blade with 16W LEDS, 1200 × 150 mm	-
3	795900	Electrical panel, 60W, for water blades with LEDS*	-

Description	A	B	C	D
Water blade 600 × 150 mm	606	263	76	150
Water blade 1200 × 150 mm	1206	263	76	150



Flow rates for a 300 mm long water blade.



**+** **Wondering how to give an old pool a new lease of life?**  
 Our Color Renovation is a range of pool fitting trims that can be fitted painlessly and quickly over existing fittings to lift and relook any type of ageing pool. Directional nozzles, main drain flanges and grates, vacuum point caps, skimmer throat trims, face plates and weirs, underwater light guts packs and face plates.

**BWT DEFORMABLE, UNIVERSAL GUTS PACK, CLIPPED, FOR UNDERWATER LIGHT** Family 2105



	White	Price
LED white	44081000	<b>245.00</b>
LED RGB	44095000	<b>432.00</b>

**+** The LED guts pack includes the underwater light face ring, an Ecoproof bulb and stainless steel clips.  
 The 300W 12 V guts pack is fitted with a 2.30 m cable.

**FACE TRIM FOR FIXED UNDERWATER LIGHTS** Family 2105



Light blue	Blue grey	Dark blue	Beige	Grey	Taupe	Argile	Anthracite grey	Black	Price exVAT
44900081	44900092	44900082	44900085	44900088	44900091	44900095	44900087	44900089	-

**MOUTH AND THROAT TRIM FOR CONVENTIONAL SKIMMERS AND MIRROR SKIMMERS, WITH WEIR** Family 2105



Light blue	Blue grey	Dark blue	Beige	Grey	Taupe	Argile	Anthracite grey	Black	Price exVAT	White	Price exVAT
Mouth and throat trim for skimmers SL-117/119 & SB-116/118											
40961081	40961092	40961082	40961085	40961088	40961091	40961095	40961087	40961089	-	40961083	-
Mouth and throat trim for Mirror skimmer											
40967081	40967092	40967082	40967085	40967088	40967091	40967095	40967087	40967089	-	40967083	-



RETURN FITTING 23 MM DIRECTIONAL JET

Family 2105



Light blue	Blue grey	Dark blue	Beige	Grey	Taupe	Argile	Anthracite grey	Black	Price exVAT
42030104	42030214	42030204	42030504	42030804	42030114	42030414	42030704	42030904	-

RETURN FITTING 12 MM DIRECTIONAL JET

Family 2105



Sable	Grey	Anthracite grey	Price exVAT
42225504	42225804	42225704	-

FLANGES, GRATINGS AND GASKETS FOR RETURN FITTINGS RL319

Family 2105



Light blue	Blue grey	Dark blue	Beige	Grey	Taupe	Argile	Anthracite grey	Black	Price exVAT
42010104	42010214	42010204	42010504	42010804	42010114	42010414	42010704	42010904	-

VACUUM FITTING BLANKING CAP

Family 2105



Light blue	Blue grey	Dark blue	Beige	Grey	Taupe	Argile	Anthracite grey	Black	Price exVAT
48019100	48019210	48019200	48019500	48019800	48019110	48019410	48019700	48019900	-

FLANGES, GRATINGS AND GASKETS FOR MAIN DRAINS BL-211 / BB-210

Family 2105



Light blue	Blue grey	Dark blue	Beige	Grey	Taupe	Argile	Anthracite grey	Black	Price exVAT
41012104	41012214	41012204	41012504	41012804	41012114	41012414	41012704	41012904	-

FLANGES, GRATINGS AND GASKETS FOR MAIN DRAINS BL-311 / BB-310 & RETURN FITTINGS RL303

Family 2105



Light blue	Blue grey	Dark blue	Beige	Grey	Taupe	Argile	Anthracite grey	Black	Price exVAT
41015104	41015214	41015204	41015504	41015804	41015114	41015414	41015704	41015904	-

**+** Lumen values are provided by the manufacturer/importers of the lamps

**BWT LED UNDERWATER LIGHTS**

Family 2210



**+** The back of the bulb casing feature 1.5" threading that is screwed by hand into a vacuum fitting. The power cable is fed through a cable gland in the throughwall flange and connected to the deck box. The face plate prevents removal by persons not equipped with the correct tool.

	Code	Description	per unit exVAT	For 5, unit exVAT
1	125252239	BWT flat LED underwater light, white	-	-
2	125252240	BWT flat LED underwater light, colour + RC - 12 V - 16 W	-	-
3	125252401	BWT 4 function remote control, for colour LED underwater light	-	-

**BWT LED UNDERWATER LIGHTS**

Family 2210



**+** Screwed by hand into a 1.5" mm vacuum point

	Code	Description	per unit exVAT	For 6, unit exVAT
4	125252241	BWT tubular LED underwater light white - 12 V - 6 W	-	-
	125252242	BWT tubular LED underwater light colour - 12 V - 8 W	-	-

**FACE TRIM FOR BWT TUBULAR UNDERWATER LIGHTS**

Family 2210



	White	Light blue	Beige	Grey	Anthracite grey	Price exVAT
	44074100	44074101	44074105	44074107	44074108	-
	White	Light blue	Beige	Grey	Anthracite grey	Price exVAT
	44074110	44074111	44074115	44074117	44074118	-

**+** Our LED bulbs work off a 12 VAC power supply, this is in accordance with the standard EN60598-2-18 (governing pool lighting). When installing an underwater light in a swimming pool, basic electrical safety regulations must be followed; connectors and an insulating gel must be used to avoid risk of irreversible damage. LEDs require a constant current, they are very sensitive to voltage fluctuations. The drivers used by our bulbs allow them to operate within a voltage range of 11.5 to 15 V thus prolonging their service life. The transformers fitted in our electrical panels (Swimline, SR-Light) also meet these requirements. A significant increase of the supply voltage could cause irreparable damage to some LED driver components and, in addition, exceed the maximum voltage allowed in a pool. In the event that our LED underwater lights are powered by an electrical panel from another manufacturer, check the transformer's voltage fluctuation range and make sure that this corresponds to the constraints imposed by an LED bulb.



BWT LED LAMPS

Family 2210

**+ PAR56 ecoproof LED lamp:**  
Compatible with all niches on the market, may be installed in place of a standard 300 W incandescent lamp:

- Integration – save on labour and material,
- Renovation – thanks to its renovation kit, it is compatible with all PAR56 niches on the market (see the Renovation pages).

<p><b>Colour LEDs:</b> 11 static colours and 5 automatic colour change sequences. Luminous output in water, 600 lumens. Consumption, 5 to 16 W. Exclusive RF system with remote control included.</p>	<p><b>White LEDs :</b> Cold white light. Lumen output in water, 1450 lumens. Consumption, 13.5 W.</p>
---	---

**+ All the LED bulbs listed have a flat guts pack; to replace the bulb with a rounded guts pack, see the AquaService catalogue.**

	Code	Description	per unit exVAT	For 6, unit exVAT
1	125252235	BWT LED lamp, white PAR56 – 13W-12V	-	-
	125252236	BWT LED lamp, colour PAR56 + RC – 16W-12V	-	-
2	125252237	BWT LED lamp, white PAR56 Ecoproof – 13W-12V	-	-
	125252238	BWT LED lamp, colour PAR56 Ecoproof + RC – 16W-12V	-	-
3	125252401	BWT 4 function remote control, for colour LED underwater lights	-	-



INSTALLATION KITS

Family2210

	Code	Description	Price exVAT
4	44073020	Above-ground pool installation kit	-
5	44073040	Installation kit, 2 screw in UW lights	-
6	44073050	Extensions F2"/M2" tubular UW light	-
7	44073060	Renov wiring kit, PAR56 Ecoproof	-
8	44073090	GELBOX, protection rating IP68 cables max 3 x 6mm <sup>2</sup>	-
8	44073090	GELBOX, protection rating IP68 cables max 3 x 6mm <sup>2</sup> <b>Set of 32, per unit</b>	-



TRANSMITTERS & RECEIVERS FOR UNDERWATER LIGHTS

Family 2210

Code	Description	Price exVAT
44092014	1 channel RF unit for LED underwater light, 12 V, 220 Watts	-



• 2011 transmitters are not compatible with receivers sold previously.  
The receiver RF 44092005 is compatible with electrical items up to 2x1500 W. The remote control is not compatible with bulbs sold without a remote control.

# Pool earthing: The functional earth

## Why earth a pool?

Earthing a pool removes any stray current present in the water.

## What is stray current?

Stray currents are undesirable currents present in the pool water. They are generated by static currents, pool equipment, fault currents, etc.

## Risks and effects of stray currents

Although they are not dangerous to people, stray currents can aggravate corrosion by electrolysis of the metallic elements of the pool.

Stray currents can also interfere with the sensors of pool treatment devices, this can result in the injection of the wrong quantity of pool chemicals.

It is therefore essential to have a high quality, dedicated, pool-grade functional earth.

## How to check that a sensor is not being falsified by stray currents?

Place the sensor in a bucket of water (pool water) and look to see if the measurement varies with respect to the measurement taken directly in the pool. If the measurement does not vary, stray current is not interfering with the sensor.

## How to create a good functional earth for a swimming pool?

Never connect the pool's functional earth to the home's earth. A good functional earth has a maximum resistance of 40 Ohms. To reduce the resistance of the functional earth, position the earth peg in a damp area (for example, near a heat pump condensate drain). If the resistance remains above 40 ohms, add an earth peg to achieve the recommended value.

## What equipment is needed to create a functional earth?

To avoid any confusion with the home's protective earth, never use a yellow/ green wire for the pool's functional earth. We recommend that you use a purple or white wire, cross section 25 mm<sup>2</sup>, and an earth peg at least 1 m long in order to limit electrical resistance as much as possible and so facilitate the flow of stray current to earth.

## How to measure the resistance of the functional earth?

The resistance of the functional earth can be measured using an earth loop tester. We offer a ready to use kit that is easy to use and completely safe. The kit includes a 7 m extension cable and an IP2X clamp.

## FUNCTIONAL EARTH

Family 5600

The functional earth must be connected using a white or purple sheathed copper wire. Do not under any circumstances use a green/yellow wire or braided wire, these should only be used for electrical safety earthing.

Reducing tees (TFP-C) are ideal for new builds, while saddle clamps (TFP-R) are useful for integration into existing pools or pool renovation projects.

	Code	Description	Price exVAT
	1372450	Functional earth (TFP-R) for existing pools, Ø 50	-
1	1372463	Functional earth (TFP-C) for new pools, Ø 63	-




### + We offer various kits:

The TFP-R or TFP-C kits adapt to the pools' PVC pipework (50 or 63mm), they are suitable for new builds or retrofitting to existing pools. The Earth Peg kit is comprised of a 25 mm<sup>2</sup> copper cable and a 1 m long earth peg. This kit limits electrical resistance as much as possible and facilitates the flow of stray current to the earth.



# MYPOOL POOL FITTINGS

- **BODY** comprised of a skimmer body.
- **SHORT** comprised of a skimmer body and an extension or a skimmer mouth
- **LONG** comprised of a skimmer body, an extensions and a skimmer mouth.



Code	Description	Tropic Octo & Octo+	Weva Octo & Octo+	Weva rectangular
Filtration				
20070001	Sand filter P-FI 400	YES	-	-
20270001	Sand filter P-FI 500	-	YES	-
50211200	BWT myPOOL Plus pump 4 m <sup>3</sup> /h	YES	-	-
50221200	BWT myPOOL Plus pump 6 m <sup>3</sup> /h	-	YES	-
50231200	BWT myPOOL Plus pump 8 m <sup>3</sup> /h	-	-	YES
Pipes		Ø 38 mm	Ø 45 mm	



**+** All BWT myPOOL pool fittings are made of ABS and have self-adhesive elastomer seals. Screws are made of A4 stainless steel.



# FLOW RATES AND RECOMMENDATIONS

## FLOW RATES FOR PVC PIPES

Outer diameter (solvent weld diameter) of the pipe (mm)	Maximum recommended flow rate in m <sup>3</sup> /h (Speed 0.5 m/s)		Maximum recommended flow rate in m <sup>3</sup> /h at the suction fitting (Speed 1.5 m/s)		Maximum recommended flow rate in m <sup>3</sup> /h at the return fitting (Speed 2m/s)	
	PN 10	PN 16	PN 10	PN 16	PN 10	PN 16
25	0.7	0.6	2.1	1.9	2.7	2.5
32	1.1	1.0	3.4	3.1	4.6	4.2
40	1.8	1.6	5.3	4.9	7.0	6.5
50	2.9	2.6	8.7	7.7	11.6	10.3
63	4.6	4.1	13.8	12.2	18.4	16.2
75	6.5	5.8	19.5	17.4	26.0	23.2
90	9.4	8.3	28.1	25.0	37.5	33.4
110	14.0	12.4	41.9	37.3	55.9	49.8
125	18.1	16.1	54.2	48.2	72.2	64.3
140	23.1	21.5	69.3	64.6	92.4	86.1
160	30.8	28.1	92.4	84.3	123.2	112.4
200	48.2	43.9	144.5	131.7	192.7	175.6
225	61.0	55.5	183.1	166.6	244.2	222.1
250	75.3	68.7	225.9	206.0	301.2	274.7

## MAXIMUM FILTRATION FLOW RATES

Filter diameter	Private pools Standard EN 1671361	Commercial pools Maximum flow rate to comply with regulations	
	Maximum filtration rate, in m <sup>3</sup> /h, for a through put of 50 m <sup>3</sup> /h*	Maximum filtration rate, in m <sup>3</sup> /h, for a through put of 40 m <sup>3</sup> /h*	Maximum filtration rate, in m <sup>3</sup> /h, for a through put of 30 m <sup>3</sup> /h*
Ø400	6.0	4.8	3.6
Ø500	10.0	8.0	6.0
Ø610	14.0	11.2	8.4
Ø760	22.0	17.6	13.2
Ø920	33.0	26.4	19.8
Ø1050	43.8	35.0	26.3
Ø1200	56.3	45.0	33.8
Ø1400	77.5	62.0	46.5
Ø1600	100.0	80.0	60.0
Ø1800	126.3	101.0	75.8
Ø2000	152.5	122.0	91.5
Ø2350	207.5	166.0	124.5

(\*) m<sup>3</sup>/h per m<sup>2</sup> of filtration surface area

Nominal diameter (DN) (mm)	Outer diameter (solvent weld diameter) (mm)
100	110
-	125
125	140
150	160
-	200
200	225
-	250

**+** 0.5 m/s: Below this speed, deposits will build up on the pool wall.  
 1.5 m/s: Maximum recommended speed at the suction fittings to prevent cavitation of the pump.  
 2 m/s: Maximum recommended speed at the return fitting to reduce load losses.  
 3 m/s: Above this speed, the system is prone to vibration.

## SUCTION OR RETURN MANIFOLD

Family 5600



Code	Description	Price exVAT
1398050	ABS suction manifold: 3 solvent inlets Ø 50 (male) and 1 outlet Ø 63 (female)	-
1398063	ABS suction manifold: 3 solvent inlets Ø 63 (male) and 1 outlet Ø 63 (female)	-
1399050	Manifold blanking cap, 50/63	-

**INNOVATION**

# BWT Pearl Water Manager

THE CONNECTED  
STATION THAT MAKES  
YOUR LIFE EASIER.

KEEPS THE POOL WATER  
CLEAN, CLEAR AND  
HEALTHY.

Chlorine  
Bromine

Salt



Round the clock  
monitoring of pH,  
Chlorine and  
temperature



Comfort



Healthy



Control



Savings

SEE  
PAGE  
246

A modern, two-story house with large glass windows and a swimming pool in the foreground. The house has a white facade and dark accents. The pool is in the lower left corner, and the house is in the center and right. The sky is clear and blue.

# 02 FILTERS

**Complies with the following standards :**

Directive 97/23/EC: Pressure equipment

NF EN 16713-1 (04/2016): Private family pools – Water distribution systems

Filtration systems – Requirements and test methods

NF EN 16713-2 (04/2016): Private family pools – Water distribution systems

Circulation systems – Requirements and test methods



- 54** HYDRAULIC OPTIMISATION
- 56** SAND FILTER RANGE
- 58** THE RTM FILTER IN DETAIL
- 60** SAND FILTERS
- 65** MYPOOL FILTRATION GROUPS
- 67** MYPOOL SAND FILTERS
- 69** FILTER VALVES
- 70** UHFP CALIBRATED SILICA



# HYDRAULIC *optimisation*

## The current situation

During the summer, a pool accounts for 45% of the electrical consumption of a home, 90% is consumed by the filtration pump alone (excluding heating)\*.

The service life of pool materials often comes up.

Pumps are installed close to homes and can cause noise pollution.

\*Source: Report ADEME-EDF dated 2007 concerning the electrical consumption of private pools

## The objectives

These observations led to three major objectives:

- Decrease the pool's electrical consumption
- Decrease noise pollution
- Increase the service life of materials





To meet all these objectives, there is one simple and sensible solution, hydraulic optimisation.

The principal is relatively simple. It involves optimising the sizing of the pool's hydraulic circuit by choosing materials that feature low hydraulic resistance. This makes it possible to install a smaller pump and maintain the same filtration rate.

Neither the operation of various pool devices (heat pumps, treatments systems, etc.) nor the efficiency of pool skimmers will be impacted by an inadequate flow of water.

**Significant energy savings**

A Eurostar II-50 pump on an optimised hydraulic circuit will generate the same flow rate (11.5 m<sup>3</sup>/h) as a Eurostar II-100 pump on a conventional hydraulic circuit. In this context, a Eurostar II-50 pump would only consume 600 W compared to a Eurostar II-100 pump which would consume 950 W, this corresponds to an energy saving of 36 %, or, in other words, several hundred Euro each year.

**This solution offers the fastest return on investment**

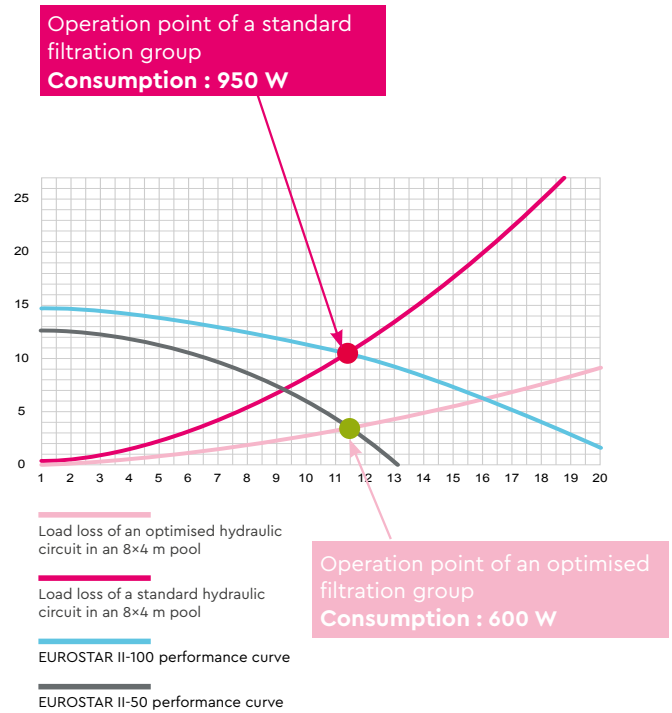
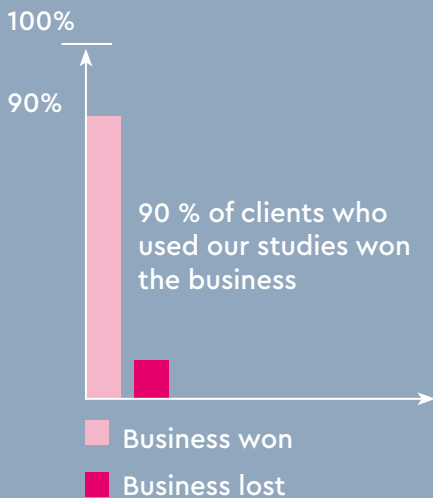
Hydraulic optimisation of an 8 × 4 m pool will cost the end user about 450 Euro after tax. Given the energy savings achieved (approximately 150 Euro per year), the return on investment is fast (3 years).

**A more silent filtration group**

Thanks to hydraulic optimisation, a smaller, and therefore quieter, pump can be installed. Hydraulic optimisation also decreases the speed at which water passes through the pipework, this reduces the amount of noise caused by water travelling through the system.

**Increased service life of materials**

Optimising the hydraulic circuit significantly reduces the pressure in the circuit. This increases the service life of every element of the hydraulic circuit: Pump, filter, heat exchanger, unions, etc.



**Procopi BWT Group's approach**

Procopi BWT Group decided to commit to hydraulic optimisation in several ways:

**Investment in R&D**

Procopi BWT Group has built a test bench to measure load losses and establish the hydraulic fingerprint of every equipment item through which water flows that it offers (heat exchangers, electrolyser cells, etc.).

Using these hydraulic fingerprints and powerful hydraulic modelling software, we can simulate the load loss over a pool's hydraulic circuit.

Procopi BWT Group is committed to the continuous improvement of its products in order to decrease the load losses that they generate.

**Partnering pool professionals:**

**Hydraulic studies**

Procopi BWT Group offers customised Hydraulic Studies, an invaluable sales tool that assists your quest for hydraulic optimisation and sustainable development.

You fill in a simple form describing the pool's main characteristics. We then prepare a Hydraulic Study using our powerful hydraulic modelling software that precisely calculates the load loss generated by the hydraulic circuit. This allows us to recommend materials suited specifically to your project.

You will be provided with a comprehensive file that will allow you to provide your customer with detailed information concerning electrical consumption.

You will be provided with a comprehensive file that will allow you to provide your customer with detailed information concerning electrical consumption.

# SAND FILTERS

## RTM HF - SIDE



- Smooth, antibacterial inner surface for cleaner filtration,
- Very low load loss due to the design of the interior, the very best in hydraulic optimisation,
- Jacketed, high flow rate laterals that are less prone to clogging and require less water for unclogging,
- Diameter 500 to 920 mm.

Page 60

## RTM CS - SIDE



- Low load loss to the design of the interior,
- Adjustable pressure group to be mounted on the valve,
- Wide transparent lid, 250 mm wide, with an air vent,
- Internal pipework diameter 63 mm,
- Bottom drain, diameter 50 mm,
- Smooth inner coating,
- Diameter 500 to 920 mm.

Page 61

## RTM CT - TOP



- Low load loss to the design of the interior,
- Adjustable pressure group to be mounted on the valve,
- Easy orientation of the 6-way valve to facilitate installation,
- Wide 250 mm opening,
- Bottom drain, diameter 50 mm,
- Smooth inner coating,
- Diameter 500 to 920 mm.

Page 61

## FILTRATION GROUP P-GFI



- Light grey, ABS injection moulded sand filter.
- Self-priming pump, with prefilter.
- Pump/ filter connection kit, including 2 hose tails, Ø 38, tube of glue and 2 clamps.
- 6-way valve integrated into the upper section of the filter, fitted
- with 3 solvent inlets/outlets, Ø 50mm.

Page 65

## FILTRATION GROUP PPF15 - 65



- Light grey, high density polyethylene sand filter.
- Pump with pre-filter (to be assembled).
- Flexible pump/ filter connection kit and unions Ø 32-38 mm.
- 4-way valve (PPF15, 25 and 45) or 6-way valve (PPF45 and 65) integrated into the top section of the filter fitted with 3 inlet/ outlet solvent ports.

Page 66

## FILTRATION GROUP PPF85 - 200 - HIGH FLOW RATE



- Light grey, high density polyethylene sand filter.
- Pump with pre-filter.
- Flexible pump/ filter connection kit and unions Ø 32-38 mm.
- 6-way valve (PPF85 and 200) integrated into the top section of the filter fitted with 3 inlet/ outlet solvent ports.

Page 66

POLY PEARL 

**NEW  
IN  
2022**



- Smooth inner surfaces to prevent the growth of bacteria,
- Transparent lid,
- Injected polypropylene filter,
- 3 Top filters, 450 to 620, for flow rates of 6 to 14m<sup>3</sup>/h,
- 5 Side filters, 450 to 950, for flow rates of 6 to 35m<sup>3</sup>/h,
- Operating pressure, up to 1.5 bar/ max 4 bar,
- Filter-valve connection kit, 6-way valve included.

Page 62

PYTHON SIDE 



- Low load loss due to the design of the interior,
- Wide transparent lid diameter 250 mm, with an air vent,
- Internal pipework diameter 63 mm,
- Bottom drain, diameter 50 mm,
- Smooth inner surface,
- Diameter 500 to 920 mm,
- Maximum operating pressure, 2.5 bar.

Page 64

SAND FILTER P-FI 



- Light grey, ABS injection moulded sand filter.
- 6-way valve integrated into the upper section of the filter, fitted with 3 solvent inlets/outlets, Ø 50mm.

Page 67

SAND FILTER

SF15 - 65 



- Light grey, high density polyethylene sand filter.
- 4-way valve (PPF15, 25, 38 and 45) or 6-way valve (PPF65) integrated into the top section of the filter fitted with 3 inlet/ outlet solvent ports.

Page 67

SAND FILTERS

SF85 - 200 - HIGH FLOW RATE



- Light grey, high density polyethylene sand filter.
- 6-way valve with 3 inlet/ outlet solvent ports.
- Bar laterals, 6-branch manifold, with drain.

Page 67

## Low pressure injection technology

- Low pressure injection moulding.
- Resin Transfer Moulding.

## High technology

- High quality finish.
- Regular composite thickness.
- Perfectly smooth inner and outer surfaces.

## Controlled automated production

- Irreproachable reproducibility.

## Pressure resistance:

- Maximum operating pressure (according to NF EN 16713-1): 2 bar.

## RTM filter: a filter designed with Professionals in mind

- Wide opening, Ø 250 mm, no nuts or bolts.
- Wide drain Ø 50 mm with strainer that can be unscrewed from the outside.
- Internal components are screwed together so dismantling is easy.

## Guarantee

- 10 year guarantee on the filter shell.
- In the event of a replacement under guarantee, the cost of labour is also covered.



FILTER DIMENSIONS

Dimensions	Valve	A	B	C	D	E
Ø 500 – 20"	1"1/2	802	503	800	417	476
Ø 610-A – 24"	1"1/2	840	612	915	418	477
Ø 610-B – 24"	2"	840	612	930	418	493
Ø 760 – 30"	2"	985	762	1083	495	576
Ø 920 – 36"	2"	1111	923	1245	557	638



FILTER MEDIA

RTM filters	Ø 500 mm 20 "	Ø 610 mm A & B 24 "	Ø 760 mm 30"	Ø 920 mm 36"
Filter medium (kg)	75 (of which 25 Kg 2.0/4.0 gravel)	125 (of which 25 Kg 2.0/4.0 gravel)	250 (of which 50 Kg 2.0/4.0 gravel)	350 (of which 75 Kg 2.0/4.0 gravel)
Surface area (m <sup>2</sup> )	0.2	0.28	0.44	0.65
Maximum filtration rate (m <sup>3</sup> /h/m <sup>2</sup> )	50	50	50	50
Flow rate at 40 m <sup>3</sup> /h per m <sup>2</sup> of filtration surface area (m <sup>3</sup> /h)	8	11.2	17.6	26.4
Flow rate at 50m <sup>3</sup> /h per m <sup>2</sup> of filtration surface area (m <sup>3</sup> /h)	10	14	22	33*

**+** \*Due to the load loss generated, the maximum recommended flow rate for 920 filters fitted with a 2" valve is 26 m<sup>3</sup>/h (at this flow rate, the throughput is approximately 40m<sup>3</sup>/h/m<sup>2</sup>)

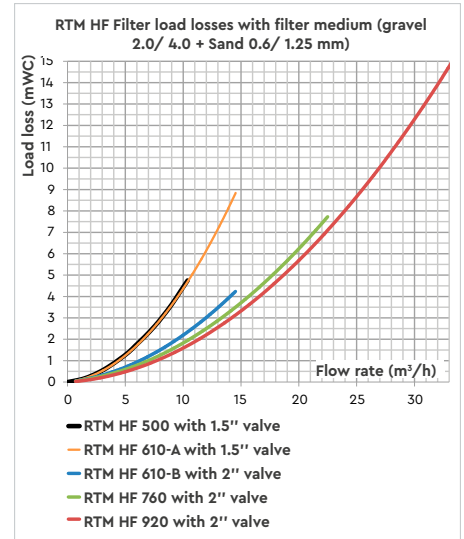
MAXIMUM FILTRATION RATE

Filter diameter	Private pool French standard FR EN 16782-1	Commercial pool Maximum flow rate to be in line with regulations	
	Maximum filtration rate, in m <sup>3</sup> /h, for a throughput speed of 50 m <sup>3</sup> /h/m <sup>2</sup>	Maximum filtration rate, in m <sup>3</sup> /h, for a throughput speed of 40 m <sup>3</sup> /h/m <sup>2</sup>	Maximum filtration rate, in m <sup>3</sup> /h, for a throughput speed of 30 m <sup>3</sup> /h/m <sup>2</sup>
Ø500	10.0	8.0	6.0
Ø610	14.0	11.2	8.4
Ø760	22.0	17.6	13.2
Ø920	33.0	26.4	19.8



### Technical data:

- Smooth, antibacterial inner surface for cleaner filtration,
- Very low load loss due to the design of the interior, the very best in hydraulic optimisation.
- Wide transparent lid, diameter 250 mm, with integrated air vent,
- Adjustable pressure gauge, to be mounted on the valve,
- No threading on the cover,
- Pre-assembled 1" ½ and 2", with solvent unions,
- Pipework diameter – 63 mm, large radius elbows, easy to dismantle,
- The upper collector can swivel through 90°,
- Lower drain, diameter 50 mm,
- Strainer on the lower drain, may be unscrewed from the exterior,
- A 38 mm hose tail may be fitted onto the lower drain to allow connection of a drainage hose,
- High linear flow rate laterals, 6 branch manifold,
- Colour customisation (subject to conditions),
- Easy to assemble,
- Simple to maintain.




Code	Description	Price exVAT
22210400	RTM HF-SIDE 500 sand filter, with 1"1/2 multiport valve	-
22310400	RTM HF-SIDE 610-A sand filter, with 1"1/2 multiport valve	-
22320400	RTM HF-SIDE 610-B sand filter, with 2" multiport valve	-
22420400	RTM HF-SIDE 760 sand filter, with 2" multiport valve	-
22520400	RTM HF-SIDE 920 sand filter, with 2" multiport valve	-



**RTM HF SIDE 610B: Excellent hydraulic optimisation**



Pre-assembled 1" ½ and 2" valves, with solvent unions, adjustable pressure gauge to be mounted on the lid.



Lower drain, diameter 50 mm



High flow rate laterals, 6-branch manifold with automatic vent.



RTM HF-SIDE 920

RTM CS - SIDE FILTERS 

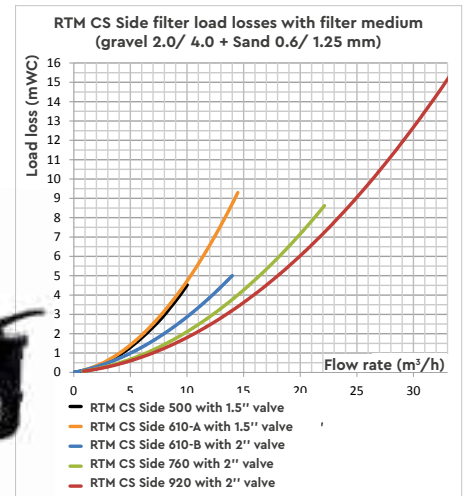
Family 880

Technical data:

- Wide transparent cover, diameter 250 mm, with air bleed,
- No threading on the cover,
- Comes with a 1" or 1 1/2" valve (not mounted, delivered in a separate package) and screw type unions,
- Pressure gauge to be mounted on the valve,
- Internal pipe work diameter, 63 mm,
- Lower drain, diameter 50 mm,
- Strainer on the lower drain, may be unscrewed from the exterior,
- A 38 mm hose tail may be fitted onto the lower drain to allow connection of a drainage hose,
- Bar laterals, 6 branch manifold, with automatic vent,
- Easy to assemble,
- Simple to maintain.



**RTM CS SIDE 610B: Excellent hydraulic optimisation**



Code	Description	Max flow rate m³/h	Filter Ø mm	Filter Height	Filter medium gravel/ sand	Valve	Price exVAT
RTM CS sand filter with multiport valve							
22210200	CS 500 with multiport valve	10	500	802	75 (of which 25 kg is gravel)	1 1/2"	-
22310200	CS 610-A with multiport valve	14	610	840	125 (of which 25 kg is gravel)	1 1/2"	-
22320200	CS 610-B with multiport valve	14	610	840	125 (of which 25 kg is gravel)	2"	-
22420200	CS 760 with multiport valve	22	760	985	250 (of which 50 kg is gravel)	2"	-
22520200	CS 920 with multiport valve	33*	920	1111	350 (of which 75 kg is gravel)	2"	-

RTM CT - TOP FILTERS 

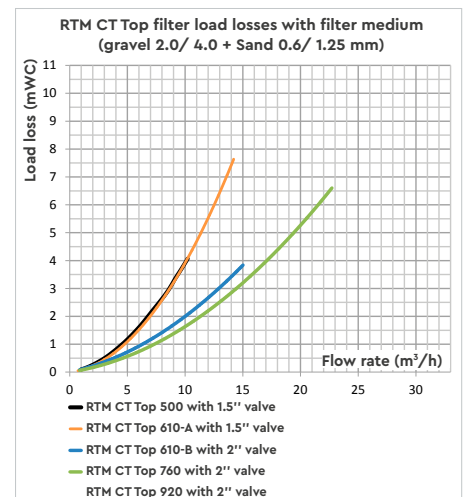
Family 880

Technical data:

- 1 1/2 or 2" valve (not mounted, delivered in a separate package),
- TOP lid, not assembled, with necessary o-rings,
- Pressure gauge to be mounted on the valve,
- Internal pipe work diameter, 50 or 63 mm,
- Lower drain, diameter 50 mm,
- Strainer on the lower drain, may be unscrewed from the exterior,
- A 38 mm hose tail may be fitted onto the lower drain to allow connection of a drainage hose,
- Bar laterals, 6 branch manifold,
- Easy to assemble,
- Simple to maintain.



**Models up to 760 available in Top 2'**



Code	Description	Max flow rate m³/h	Filter Ø mm	Filter Height	Filter medium gravel/ sand	Valve	Price exVAT
RTM CT sand filter with multiport valve							
22270200	CT 500 with multi-port valve	10	500	1029	75 (of which 25 kg is gravel)	1 1/2"	-
22370200	CT 610-A with multiport valve	14	610	1039	125 (of which 25 kg is gravel)	1 1/2"	-
22380200	CT 610-B with multiport valve	14	610	1080	125 (of which 25 kg is gravel)	2"	-
22480200	CT 760 with multiport valve	22	760	1220	250 (of which 50 kg is gravel)	2"	-



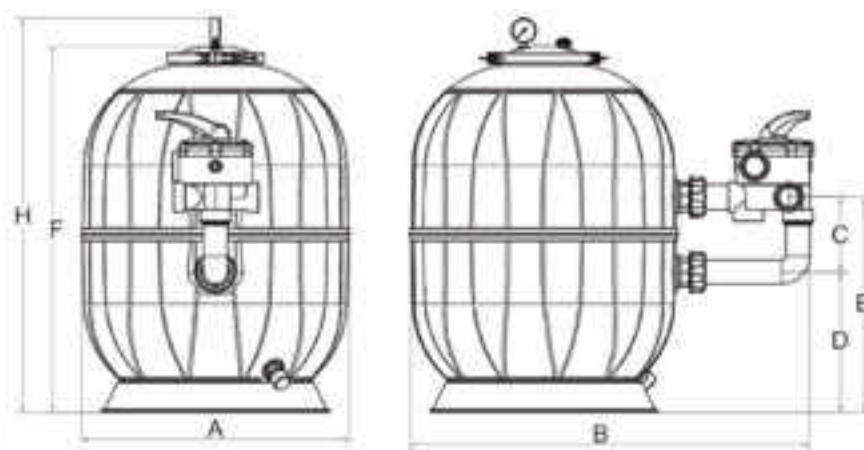
### Technical data:

- Made in Europe.
- Smooth inner surfaces to prevent the growth of bacteria.
- Automatic air drain.
- Transparent lid.
- Injected polypropylene filter.
- 5 Side filters, 450 to 950, for flow rates from 6 to 35m<sup>3</sup>/h.
- Operating pressure up to 1.5 bar/ max 4 bar.
- Filter-valve connection kit, 6-way valve included.



Code	Description	Price exVAT
125506001	Filter BWT Poly Pearl S450 - 1"1/2	-
125506002	Filter BWT Poly Pearl S530 - 1"1/2	-
125506003	Filter BWT Poly Pearl S620 - 1"1/2	-
125506004	Filter BWT Poly Pearl S790 - 2"	-
125506005	Filter BWT Poly Pearl S950 - 2"	-

Description	Height of the filter medium	Sand	Filter weight	Max. flow rate	Packaging dimensions
mm	mm	Kg 25 x n°	Kg	m <sup>3</sup> /h	axbxc (mm)
Filter BWT Poly Pearl S450 - 1"1/2	300	3	9	6	477×477×580
Filter BWT Poly Pearl S530 - 1"1/2	400	4	12	10	545×545×730
Filter BWT Poly Pearl S620 - 1"1/2	400	6	14	14	635×635×750
Filter BWT Poly Pearl S790 - 2"	450	10	27	22	800×800×965
Filter BWT Poly Pearl S950 - 2"	520	18	37	35	980×980×970



Filter diameter	Dimensions						Valve
	Ø A mm	B mm	C mm	D mm	E mm	F mm	
Ø 450	716	150	206	356	585	645	1"1/2
Ø 530	730	150	281	431	735	795	1"1/2
Ø 620	820	150	299	449	770	830	1"1/2
Ø 790	1102	200	360	570	955	1010	2"
Ø 950	1270	200	370	570	970	1025	2"



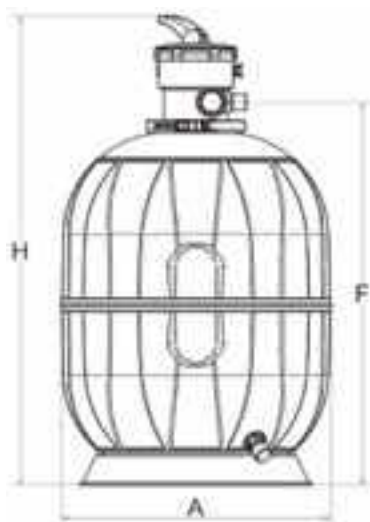
**Technical data:**

- Made in Europe,
- Smooth inner surfaces to prevent the growth of bacteria.
- Automatic air drain.
- Transparent lid.
- Injected polypropylene filter.
- 3 Top filters, 450 to 620, for flow rates from 6 to 14 m<sup>3</sup>/h.
- Operating pressure up to 1.5 bar/ max 4 bar.
- Filter-valve connection kit, 6-way valve included.





Code	Description	Price exVAT
125506006	Filter BWT Poly Pearl T450 - 1"1/2	-
125506007	Filter BWT Poly Pearl T530 - 1"1/2	-
125506008	Filter BWT Poly Pearl T620 - 1"1/2	-

Description	Height of the filter medium	Sand	Filter weight	Max. flow rate	Packaging dimensions
mm	mm	Kg 25 x n°	Kg	m <sup>3</sup> /h	axbxc (mm)
Filter BWT Poly Pearl T450 - 1"1/2	300	3	9	6	477x477x580
Filter BWT Poly Pearl T530 - 1"1/2	400	4	12	10	545x545x730
Filter BWT Poly Pearl T620 - 1"1/2	400	6	14	14	635x635x750

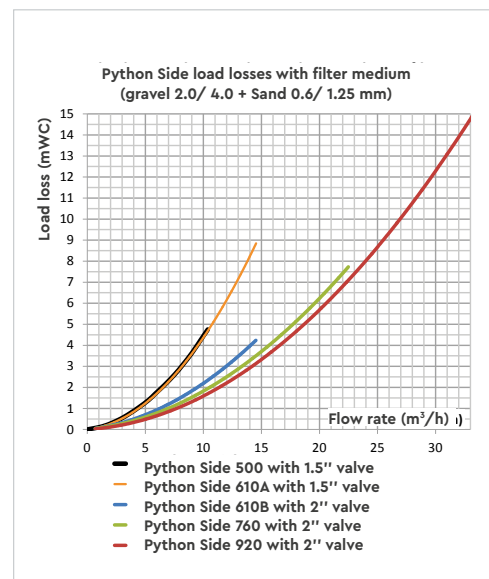


Filter diameter	Dimensions			Valve
	Ø A mm	F mm	H mm	
Ø 450	600	770	1"1/2	
Ø 530	756	926	1"1/2	
Ø 620	792	962	1"1/2	





**PYTHON 610B: Excellent hydraulic optimisation**



### Technical data:

- Bobbin-wound reinforced polyester tank,
  - Wide transparent lid, diameter 250 mm\*,
  - Adjustable pressure gauge, to be mounted on the valve,
  - No threading on the lid\*,
  - Pre-assembled multi-port valve, solvent unions,
  - Internal pipework diameter 63 mm, large radius elbow,
  - Lower drain, diameter 50 mm\*,
  - Lower drain strainer, unscrewed from the outside\*,
  - A 38 mm hose tail may be fitted onto the lower drain to allow connection of a drainage hose\*,
  - High linear flow rate laterals, 6 branch manifold,
  - Maximum operating pressure (according to (NF EN 16782-1) : 2.5 bar.
- \* except the S-500 model

Code	Description	Max flow rate m³/h	Filter Ø mm Height		Filter medium gravel/ sand	Valve	Price exVAT
8051000	Python filter S-500	10	500	750	75 (of which 25 kg is gravel)	1"1/2	-
8051500	Python filter S-610-A	14	610	785	125 (of which 25 kg is gravel)	1"1/2	-
8051600	Python filter S-610-B	14	610	785	125 (of which 25 kg is gravel)	2"	-
8052100	Python filter S-760	22	760	900	250 (of which 50 kg is gravel)	2"	-
8052500	Python filter S-920	33*	920	970	350 (of which 75 kg is gravel)	2"	-

**+** \*Due to the load loss generated, the maximum recommended flow rate for 920 filters fitted with a 2" valve is 26 m³/h (at this flow rate, the throughput is approximately 40m³/h/m²)

P-GFI FILTRATION GROUP 

Technical data:

- Light grey, ABS injection moulded sand filter,
- Self-priming pump, with prefilter,
- Pump/ filter connection kit, including 2 hose tails, Ø 38, tube of glue and 2 clamps,
- 6-way valve integrated into the upper section of the filter, fitted with 3 solvent inlets/outlets, Ø 50mm,
- Collector plate covering the entire surface area of the filter simplifies assembly (no individual laterals),
- The filter lid may be lifted off completely for easy access to the filter media,
- The filter comes with a black ABS base as standard,
- Maximum operating pressure (according to the French standard NF EN 16713-1): 1.1 bar.
- These filters are delivered without the filter media (use sand with a grain size between 0.6 to 1.25).



COLLECTOR PLATE



Code	EAN13	Description	Price exVAT
20575110	3566835525370	Filtration group P-GFI 400, 4 m <sup>3</sup> /h, grey	-
20575210	3566837022679	Filtration group P-GFI 400, 6 m <sup>3</sup> /h, grey	-
20775410	3566837022655	Filtration group P-GFI 500, 8 m <sup>3</sup> /h, grey	-
20775610	3566835528081	Filtration group P-GFI 500, 11 m <sup>3</sup> /h, grey	-

Description	Quantity of sand recommended per model (Kg)	Recommended pool volume (m <sup>3</sup> )	Packaging dimensions (LxWxH, cm)	Packaged weight (Kg)
P-FI 400/4	20	24	51x43x65	14
P-FI 400/6	20	24	51x43x65	15
P-FI 500/8	50	32	53x53x78	23
P-FI 500/11	50	32	53x53x78	24

# MYPOOL FILTRATION GROUPS

## FILTRATION GROUPS PPF15 - 65

### Technical data:

- Light grey, high density polyethylene sand filter.
- Pump with pre-filter.
- Flexible pump/ filter connection kit and unions Ø 32-38 mm.
- 4-way valve (PPF15, 25 and 45) or 6-way valve (PPF45 and 65) integrated into the top section of the filter fitted with 3 inlet/ outlet solvent ports;

- Bar laterals, 6-branch manifold with drain.
- Delivered with a black base as standard (mini base for PPF15 and PPF25 models).
- These filters are delivered without the filter medium (use sand with a grain size of 0.4 to 0.8 mm).



	Code	EAN13	Description	Price exVAT
1	9610100	8033461077085	Filtration grroup PPF15/3600SP, 3,6 m <sup>3</sup> /h	-
2	9610230	8033461077184	Filtration grroup PPF25/4001SP, 4 m <sup>3</sup> /h	-
3	9610380	8033461076613	Filtration grroup PPF45/7000WP, 6 m <sup>3</sup> /h	-
4	9610480	8033461076750	Filtration grroup PPF65/8000WP, 8 m <sup>3</sup> /h	-

	Description	Filtration capacity	Valves	Outer diameter	Pool volume	Quantity of sand	Pump	Power	Packaging dimensions	Gross weight
1	PPF15/3600SP	3,6 m <sup>3</sup> /h	4 way	248 mm	<20 m <sup>3</sup>	13/15 kg	SP3600	140 W	45 × 26 × 41	8 kg
2	PPF25/4001SP	4 m <sup>3</sup> /h	4 way	320 mm	20/30 m <sup>3</sup>	20 kg	SP4001	300 W	57 × 35 × 41	10.6 kg
3	PPF45/7000WP	6 m <sup>3</sup> /h	6 way	396 mm	35/45 m <sup>3</sup>	25/30 kg	WP7000	450 W	71 × 42 × 51	14.7 kg
4	PPF65/8000WP	8 m <sup>3</sup> /h	6 way	476 mm	45/55 m <sup>3</sup>	50/60 kg	WP8000	500 W	79.5 × 53.5 × 63	18 kg

## FILTRATION GROUPS PPF85 - 200 - HIGH FLOW RATE

### Technical data:

- Light grey, high density polyethylene sand filter.
- Pump with pre-filter.
- Flexible pump/ filter connection kit and unions Ø 32-38 mm.
- 6-way valve (PPF85 and 200) integrated into the top section of the filter fitted with 3 inlet/ outlet solvent ports.

- Bar laterals, 6-branch manifold with drain.
- Delivered with a black base as standard.
- These filters are delivered without the filter medium (use sand with a grain size of 0.4 to 0.8 mm).



	Code	EAN13	Description	Price exVAT
5	9610500	8033461076903	Filtration group PPF85/19000WP, 10 m <sup>3</sup> /h	-
6	9610600	8033461076958	Filtration group PPF200/21000WP, 15 m <sup>3</sup> /h	-

	Description	Filtration capacity	Valves	Outer diameter	Pool volume	Quantity of sand	Pump	Power	Packaging dimensions	Gross weight
5	PPF85/19000WP	10 m <sup>3</sup> /h	6 ways	476 mm	60/70 m <sup>3</sup>	75/80 kg	WP19000	550 W	79 × 53 × 76 cm	24 kg
6	PPF200/21000WP	15 m <sup>3</sup> /h	6 ways	646 mm	80/100 m <sup>3</sup>	150/160 kg	WP21000	750 W	111 × 78 × 67 cm	31.6 kg

## P-FI SAND FILTERS

### Technical data :

- Light grey, ABS injection moulded sand filter,
- 6-way valve integrated into the upper section of the filter, fitted with 3 solvent inlets/outlets, Ø 50mm,
- The P-FI sand filter is delivered with the following unions (not assembled):
  - 2 hose tails, Ø 38mm/ male, solvent, Ø 50mm,
  - 2 hose tails, Ø 45mm/ male, solvent, Ø 50mm,
  - 1 translucent union, Ø 38mm/ male, solvent, Ø 50mm, for connection to the drain,
  - 1 tube of PVC union glue,
- Collector plate covering the entire surface area of the filter simplifies assembly (no individual laterals),
- The filter lid may be lifted off completely for easy access to the filter media,
- The filter comes with a black ABS base as standard,
- Maximum operating pressure (according to the French standard NF EN 16713-1): 1.1 bar



COLLECTOR PLATE

	Code	EAN13	Description	Price exVAT
1	20070001	3566835523970	P-FI 400 sand filter with 1"1/2 valve, grey	-
	20270001	3566835523987	P-FI 500 sand filter with 1"1/2 valve, grey	-

Description	Quantity of sand recommended per model (Kg)	Recommended pool volume (m <sup>3</sup> )	Packaging dimensions (LxWxH, cm)	Packaged weight (Kg)
P-FI 400	20	24	43x43x43	7
P-FI 500	50	32	53x53x57	11

## SAND FILTERS SF15 - 65

### Technical data:

- Light grey, high density polyethylene sand filter
- 4-way valve (PPF15, 25, 38 and 45) or 6-way valve (PPF65) integrated into the top section of the filter fitted with 3 inlet/ outlet solvent ports.
- Bar laterals, 6-branch manifold, with drain.
- Delivered without a base.



**+** These filters are delivered without the filter medium (use sand with a grain size of 0.4 to 0.8 mm).

	Code	EAN13	Description	Price exVAT
2	9610150	8033461077047	Sand filter SF15 - T-252 with valve	-
3	9610250	8033461077146	Sand filter SF25 / T-334 with valve	-
4	9610280	8033461077252	Sand filter SF38 / T-334 with valve	-
5	9610350	8033461076583	Sand filter SF45 / T-396 with valve	-
6	9610450	8033461076705	Sand filter SF65 / T-476 with valve	-

	Description	Material	Valves	Outer diameter	Height	Pool volume	Maximum operating pressure	Manifold	Sand	Quantity of sand	Packaging dimensions	Gross weight
2	SF15 TOP	HDPE	4 way	252 mm	592 mm	<20 m <sup>3</sup>	1 bar	6-branch manifold, 80mm	Ø 0.4-0.8 mm	13/15 kg	45 × 26 × 41 cm	3.80 kg
3	SF25 TOP	HDPE	4 way	334 mm	582 mm	20/30 m <sup>3</sup>	1 bar	6-branch manifold, 80mm	Ø 0.4-0.8 mm	18/20 kg	58 × 39 × 37 cm	5.10 kg
4	SF38 TOP	HDPE	4 way	334 mm	726 mm	25/45 m <sup>3</sup>	1 bar	6-branch manifold, 100mm	Ø 0.4-0.8 mm	20/25 kg	40 × 40 × 61 cm	5.50 kg
5	SF45 TOP	HDPE	4 way	396 mm	633 mm	35/45 m <sup>3</sup>	2 bar	6-branch manifold, 100mm	Ø 0.4-0.8 mm	25/30 kg	40 × 40 × 61 cm	6.10 kg
6	SF65 TOP	PEHD	6 way	476 mm	728 mm	45/55 m <sup>3</sup>	2 bar	6-branch manifold, 100mm	Ø 0.4-0.8 mm	50/60 kg	48 × 48 × 77 cm	8.45 kg

# MYPOOL SAND FILTERS

## SAND FILTERS SF85 - 200 - HIGH FLOW RATE

### Technical data :

- Light grey, high density polyethylene sand filter.
- 6-way valve with 3 inlet/ outlet solvent ports.
- Bar laterals, 6-branch manifold, with drain.
- Delivered without a base..

These filters are delivered without the filter medium (use sand with a grain size of 0.4 to 0.8 mm).



	Code	EAN13	Description	Price exVAT
1	9610550	8033461076859	SF85 / T-476 sand filter with valve	-
2	9610580	8033461076828	SF85 / S-476 sand filter with valve	-
3	9610650	8033461076941	SF200 / T-646 sand filter with valve	-
4	9610680	8033461076972	SF200 / S-646 sand filter with valve	-

	Description	Material	Valves	Outer diameter	Height	Pool volume	Maximum operating pressure	Manifold	Sand	Quantity of sand	Packaging dimensions	Gross weight
1	SF85 TOP	HDPE	6 way	476 mm	909 mm	60/70 m <sup>3</sup>	2 bar	6-branch manifold, 100mm	Ø 0.4-0.8 mm	75/80 kg	48 x 48 x 77 cm	10.21 kg
2	SF85 SIDE	HDPE	6 way	476 mm	697 mm	60/70 m <sup>3</sup>	2 bar	6-branch manifold, 100mm	Ø 0.4-0.8 mm	75/80 kg	48 x 48 x 77 cm	11.40 kg
3	SF200 TOP	HDPE	6 way	646 mm	1035 mm	80/100 m <sup>3</sup>	2 bar	6-branch manifold, 160mm	Ø 0.4-0.8 mm	150/160 kg	79 x 68 x 70 cm	15.66 kg
4	SF200 SIDE	HDPE	6 way	646 mm	812 mm	80/100 m <sup>3</sup>	2 bar	6-branch manifold, 160mm	Ø 0.4-0.8 mm	150/160 kg	77 x 65 x 90 cm	17.40 kg

## EASY AUTOMATIC VALVES

Family 500

Code	Description	Price exVAT
201500	Easy 4000 automatic 6-way valve with timer & pressure gauge - 2"	-

**+** Easy valve ports are solvent type. Use the connection kit 8051050 (Ø 50 mm) and 8052150 (Ø 63 mm), to adapt to our Python and RTM HF filters.

**+** Available in 230 volts only.

## VALVES FOR RTM, PYTHON, AND VIPER FILTERS

Family 500



	Code	Description	Price exVAT
1	202100	SM-10×32/P valve - 1"1/2 tapped ports, for S-500 and S-610-A	-
	202200	SM-20×32/P valve - 2" tapped ports, for S-610-B to S-1000	-
2	202380	TM-12 valve, 8" for Python Top 1"1/2 filter	-
3	202390	TM-22 valve, 8" for Python Top 2" filter	-

Code	Description	Price exVAT
202450	TOP-3000 1"1/2 valve - tapped 1" 1/2 ports, for Magic and Naja filtera	-



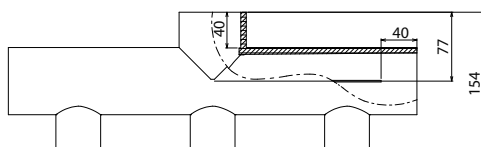
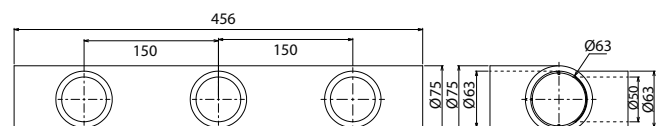
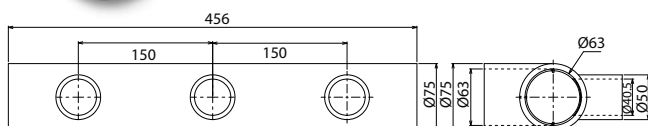
## SUCTION AND RETURN MANIFOLDS

Family 5600

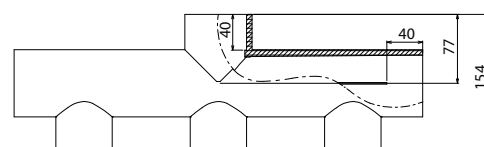


Code	Description	Price exVAT
1398050	ABS suction manifold, 3 inlets, solvent, Ø 50 (male)	-
1398063	ABS suction manifold, 3 inlets, solvent, Ø 63 (male)	-
1399050	Manifold cap, 50/63	-

Delivered with 2 solvent type blanking caps 63/50 male/female



50 mm manifold



63 mm manifold

# UHFP CALIBRATED SILICA

## Ultra High Filtration Performance

The new Ultra-High Filtration Performance calibrated silica was formulated specifically for Procopi BWT Group. It ensures super fine filtration that is key to meeting the challenges we set ourselves: to reduce the consumption of pool chemicals and decrease the consumption of energy.

UHFP calibrated silica is a highly siliceous quarry sand composed of 99.5 % Silica. The sand is rated as 7 on the Mohs scale of hardness (10 being the maximum).

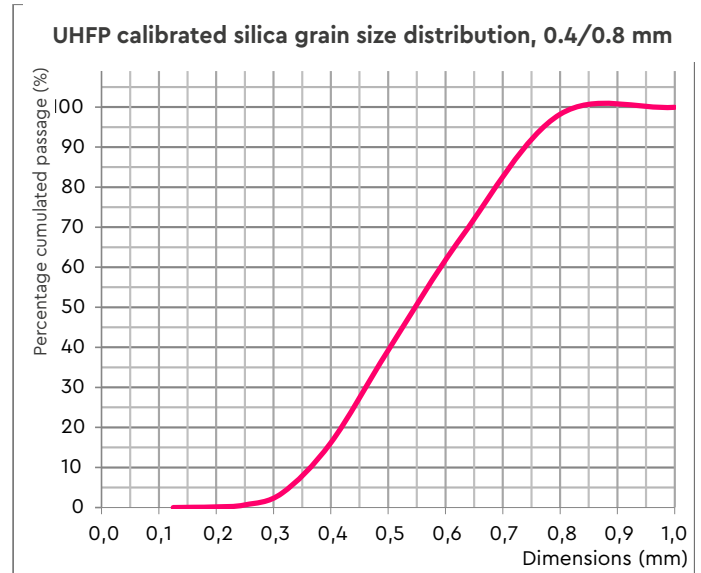
Description	
Silica	> 99.5 %
Aluminium	< 0.2
iron oxide	< 0.1
Lime	< 0.2
magnesium oxide	< 0.1
Sodium	< 0.1

The ultra-high filtration performance calibrated silica complies with the French standard NF EN 12904 (Standard concerning products used for the treatment of water intended for human consumption – Quartz gravel and sand).

The grain size that is particularly suitable for the filtration of swimming pool water; 98.2 % of the sand by weight has a grain size of less than 0.80 mm, this ensures excellent filtration finesse.

This new filtration silica, as well as all the various filtration sands and glasses on the market, were subjected to turbidity reduction tests in accordance with the standard NF EN 16713-1 Private family pools – Filtration systems.

However, we wanted to push testing further to mimic the operating conditions of a real pool subject to continuous pollution.



We conducted 5 test phases for each filter medium. At this time, the standard requires only 1 test phase.

Furthermore, UHFP calibrated silica achieves these performance levels without generating additional load loss.

In fact, the process used to manufacture this UHFP silica is mechanical grinding, this creates a rounded particle shape that limits load losses.

UHFP silica therefore offers a better filtration finesse without increasing the pump's energetic consumption.

This results in the reduced consumption of and increases the service life of the filtration pump.

UHFP calibrated silica is a true revolution in the world of pool water filtration.

Filter retention capacity  
reduction of turbidity,  
throughput rate

- The reduction of turbidity is directly dependant on the filters ability to retain small particles.
- The filter particle retention capacity is directly dependant on the rate of passage through the filter.

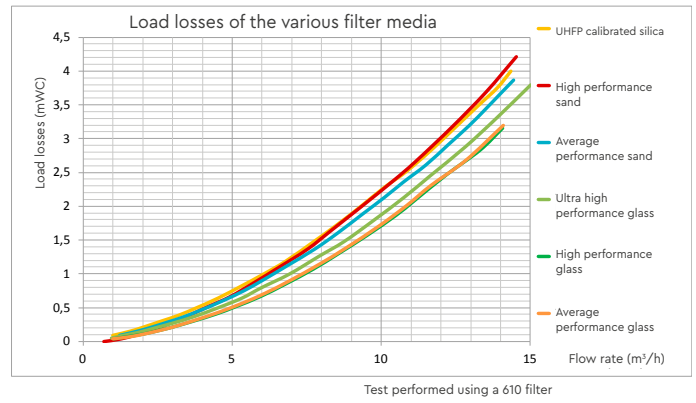
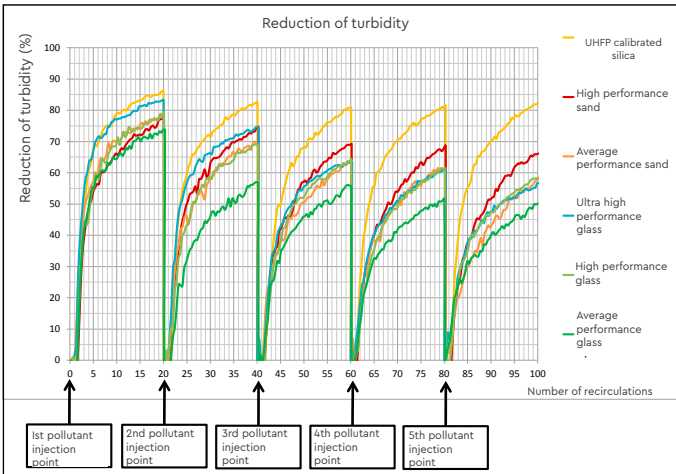
Some players on the market claim a filtration finesse of between 5 and 15 microns achieved by using ultra high performance glass.

The study opposite shows that UHFP calibrated silica reduces turbidity by 82.2%, while an ultra high performance glass only achieves a reduction of 57.8%.

UHFP calibrated silica reduces turbidity by 42% more than ultra-high performance glass.

This means that we can unequivocally state that UHFP calibrated silica is better than ultra high performance glass.





Filter media	Grain size of the 2 filtering layers	Speed of passage through the filter (m/h)	Reduction of turbidity after 5 test phases (%)
UHFP calibrated silica	Silica 0.4 / 0.8 mm – Silica 2.5 / 5.0 mm	50	82.2
High performance sand	Sand 0.6 / 1.25 mm – Gravel 2.0 / 4.0 mm	50	66.2
Average performance sand	Sand 0.8 / 1.3 mm – Gravel 2.5 / 5.0 mm	50	58.4
Ultra high performance glass	Glass 0.5 / 1.0 mm – Glass 3.0 / 6.0 mm	50	57.8
High performance glass	Glass 0.5 / 0.6 mm – Glass 1.0 / 1.1 mm	50	56.5
Average performance glass	Glass 0.7 / 1.3 mm – Glass 2.0 / 5.0 mm	50	50.1

UHFP CALIBRATED SILICA & HFP SAND

Family 600



Code	Description	Price
Calibrated silica		
247100	<b>UHFP calibrated silica 0.4/ 0.8 mm</b>	<b>Pallet of 48 bags, that is 1,200 Kg</b> -
247600	<b>UHFP calibrated silica 2.5/ 5 mm</b>	<b>Pallet of 48 bags, that is 1,200 Kg</b> -
Sand and gravel		
241100	<b>High filtration performance sand 0.6/1.25</b>	<b>Pallet of 48 bags, that is 1,200 Kg</b> -
243100	<b>High filtration performance gravel 2.0/4.0</b>	<b>Pallet of 48 bags, that is 1,200 Kg</b> -

# 03

## PUMPS

**Complies with the following standards:**

Directive 2000/14/CE and 2005/88/EC: Noise Emissions of equipment designed for use inside of buildings.  
NF EN 60335-1 (May 2013): household and similar electrical appliances. Safety - general requirements  
NF EN 60335-2-41 +A1+A2 (July 2010): safety of pumps belonging to household and similar electrical appliances  
Directive 2014/35/EU: the Low Voltage directive  
Directive 2011/65/EU RoHS 2 : Reduction of Hazardous Substances in electrical and electronic devices and Directive 201/863/CE  
NF EN 55014-1+A2 (February 2012): Electromagnetic compatibility. Part 1, Emission  
NF EN 55014-2+A2 (July 2015): Electromagnetic compatibility. Part 2, Immunity  
Directive 2014/30/EC: the Electromagnetic compatibility directive  
NF EN 61000-6-1 (July 2015): Electromagnetic compatibility (ECM). Immunity for residential, commercial and light-industrial environments.  
NF EN 61000-6-3 (July 2015): Electromagnetic compatibility (ECM). Emissions in residential, commercial and light-industrial environments.



- 74** FILTRATION PUMP COMPARISON
- 75** MYPOOL FILTRATION PUMP COMPARISON
- 76** BWT EUROSTAR HF PUMPS
- 78** BWT EUROSTAR II PUMP
- 80** BWT I-STAR II PUMP
- 81** EUROSTAR HF VARIABLE SPEED PUMP
- 82** MYPOOL FILTRATION PUMPS



## BWT EUROSTAR HF



- At an equivalent flow rate, the energy consumption is 20% less than most pumps available on the market,
- Runs very silently,
- Self-priming,
- The pre-filter basket is lit and separates into two parts, making it very easy to clean,
- Versatile, modular hydraulic connections,
- Range from 7 to 40 m<sup>3</sup>/h.

Page 77

## BWT EUROSTAR II



- The market reference,
- Tried and tested design,
- Corrosion proof,
- Self-priming,
- The pump body and pre-filter are made of fibreglass reinforced polypropylene,
- Runs very silently,
- Range from 7 to 18 m<sup>3</sup>/h

Page 79

## BWT I-STAR II



- Pump body and pre-filter made of polypropylene,
- Large capacity pre-filter,
- Self priming,
- Transparent lid threaded around the exterior,
- Range from 7 to 23 m<sup>3</sup>/h.

Page 80

## BWT EUROSTAR HF VARIABLE SPEED PUMP



- Variable speed pump,
- Customised settings from 600 to 3000 RPM, in steps of 50 RPM,
- Enables operation at variable flow rates,
- Display screen facilitates programming,
- Economy mode deactivates screen back lighting and reduces energy consumption,
- Maximum flow rate 24m<sup>3</sup>/h at 10 mWC,
- Permanent magnet motor.

Page 81

BWT MYPOOL PLUS FILTRATION PUMP



- The BWT myPool Plus filtration pump is fitted with, two hose tails Ø 32/38 mm and 2 solvent unions Ø 50 mm, as standard,
- The pump is fitted with a pre-filter and basket.

Page 82

PUMPS



A light up pre-filter basket



A high yield for energy savings.

Due to their design, Eurostar HF pumps achieve hydraulic yields 20% higher than other pumps on the market in the same category.

The hydraulic yield is optimised at a total head of between 5 and 10 mWC, this means that Eurostar HF pumps are particularly suited for achieving energy savings on both conventional/ existing circuits and on hydraulically optimised circuits.

## Advantages for the consumer:

- Runs silently;
- Significant energy savings;
- Extremely reliable;
- Very easy to clean.

## Advantages for the pool builder:

- Ideal for renovation projects and new builds;
- Versatile, modular hydraulic connections;
- Range from 7 to 40 m<sup>3</sup>/h;
- Tried and tested reliability;
- Spare parts compatible with other Eurostar range pumps.

## The quietest pump on the market in its category

The new pump design (large pre-filter, new generation volute) coupled with the low friction materials used, allow EUROSTAR HF pumps to run very silently: they are the quietest pumps available on the market.

## Versatile, modular pump connections

EUROSTAR HF pumps are delivered with barrel unions (collar + nut). However, the pump inlets/outlets are also tapped to accept standard threaded unions.

## Tried and tested design

EUROSTAR HF pumps are the result of 30 years experience and the continuous investment in improvement for which these pumps are known, not forgetting the latest innovations in terms of materials.

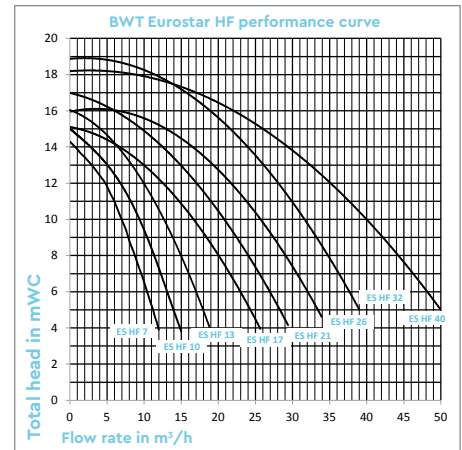
## A light up pre-filter basket that separates into two sections

EUROSTAR HF pumps were designed to facilitate the lives of pool owners. The pre-filter lid is lit so that it is easy to see if the basket needs to be emptied, even in a dark plant room. Another ingenious and exclusive innovation, the pump basket comes apart to facilitate cleaning.



Modelling of the hydraulic flow



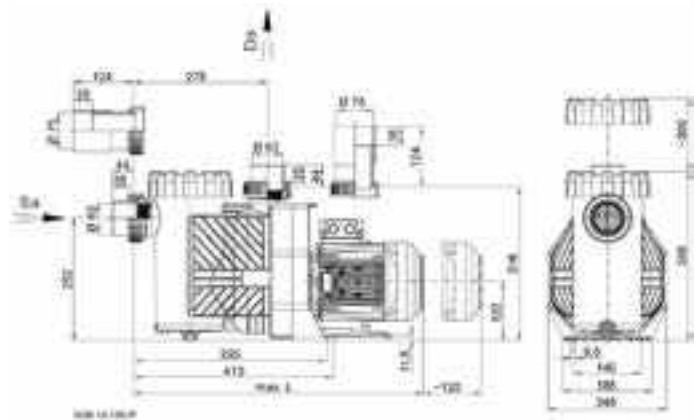


### Tried and tested design

30 years experience and a continuous drive for improvement have earned the BWT Eurostar HF pump its reputation. BWT Eurostar HF pumps benefit from the latest innovations in terms of materials.

### Technical data:

- A lit pre-filter basket that separates into two sections.
- BWT Eurostar HF pumps run very quietly.
- BWT Eurostar HF are self-priming, the mechanical seal is mounted on a protective shaft made of synthetic resin. The motor shaft never comes into contact with the pool water, this means that it is corrosion proof, even in pools treated by salt water electrolysis.
- Single phase pumps are fitted with P2 type capacitors,
- Now even safer: thanks to the impeller's original design, the motor shaft never comes into contact with the pool water. This means that stray current will never leak into the pool.
- The pump body and pre-filter are made of fibreglass reinforced polypropylene, a material that is corrosion proof, even in pools treated by salt electrolysis,
- 2" tapped inlet and outlet ports compatible with 63 mm or 75 mm female solvent type barrel unions (delivered with the pump),
- Delivered with a tool for opening the pre-filter.



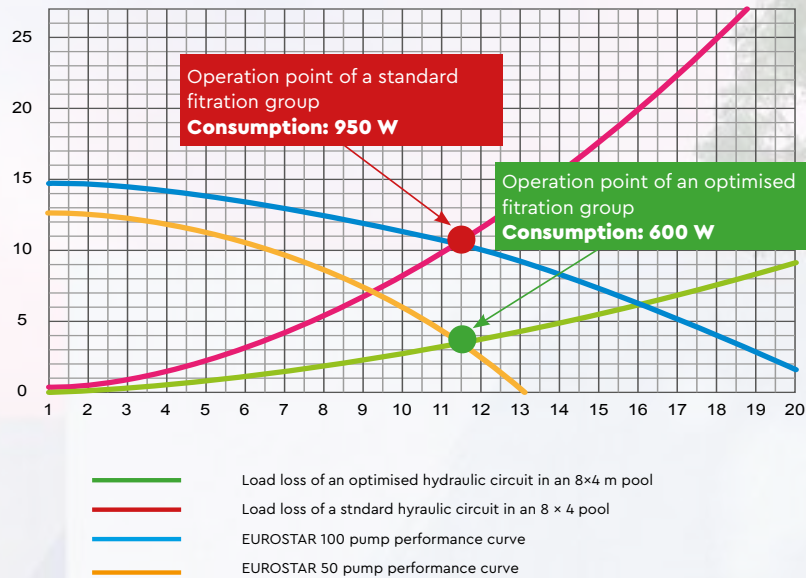
Code	Description	Flowrate m³/h at 10 mWC	max current (A)	P1 kW	P2 kW	Voltage	Acoustic pressure at 1m (dBA)	Ø outlets Suct - Ret		Price exVAT
51161100	BWT Eurostar HF 7S, M	7	2.40	0.54	0.30	1 ph	52.9	2" / 63 mm	2" / 63 mm	-
51161200	BWT Eurostar HF 10S, M	10	2.90	0.65	0.45	1 ph	53.6	2" / 63 mm	2" / 63 mm	-
51161300	BWT Eurostar HF 13S, M	13	4.00	0.81	0.55	1 ph	53.2	2" / 63 mm	2" / 63 mm	-
51161400	BWT Eurostar HF 17S, M	17	5.20	1.00	0.75	1 ph	56.1	2" / 63 mm	2" / 63 mm	-
51151500	BWT Eurostar HF 21 M	21	6.70	1.40	1.00	1 ph	64.6	2" / 63 mm	2" / 63 mm	-
51151600	BWT Eurostar HF 26 M	26	7.40	1.70	1.30	1 ph	65.3	2" / 75 mm	2" / 75 mm	-
51151700	BWT Eurostar HF 32 M	32	10.00	2.20	1.80	1 ph	68.6	2" / 75 mm	2" / 75 mm	-
51151800	BWT Eurostar HF 40 M	40	14.40	2.92	2.20	1 ph	73.7	2" / 75 mm	2" / 75 mm	-
51162200	BWT Eurostar HF 10S, T	10	1.25	0.63	0.45	3 ph	-	2" / 63 mm	2" / 63 mm	-
51162300	BWT Eurostar HF 13S, T	13	1.55	0.75	0.55	3 ph	-	2" / 63 mm	2" / 63 mm	-
51162400	BWT Eurostar HF 17S, T	17	1.95	0.93	0.75	3 ph	-	2" / 63 mm	2" / 63 mm	-
51152500	BWT Eurostar HF 21 T	21	2.25	1.26	1.00	3 ph	61.6	2" / 63 mm	2" / 63 mm	-
51152600	BWT Eurostar HF 26 T	26	2.80	1.56	1.30	3 ph	65.8	2" / 75 mm	2" / 75 mm	-
51152700	BWT Eurostar HF 32 T	32	3.85	2.10	1.80	3 ph	70.7	2" / 75 mm	2" / 75 mm	-
51152800	BWT Eurostar HF 40 T	40	4.95	2.54	2.20	3 ph	71.1	2" / 75 mm	2" / 75 mm	-



Code	Description	Price
51151150	Anti-vibration mat 185x170 mm, for BWT Eurostar HF pump	-

P1 indicates the total power consumed by the pump. Thus, the value of P1 should be taken into consideration when choosing the thermal magnetic circuit breaker. P2 indicates the power actually available at the motor shaft. Therefore, P2 should be used to define the power of a pump.

To reduce the electrical consumption of the filtration pump by 36 %, choose hydraulic optimisation of your installation. Contact our design office.



**+** The BWT approach

BWT TOP TIP

Bwt has committed to hydraulic optimisation in several ways:

**INVESTMENT IN R&D**

BWT has built a test bench to measure load losses and establish the hydraulic fingerprint of every equipment item through which water flows that it offers (heat exchangers, electrolyser cells, etc.).

Using these hydraulic fingerprints and powerful hydraulic modelling software, we can simulate the load loss over a pool's hydraulic circuit.

BWT is committed to the continuous improvement of its products in order to decrease the load losses that they generate.

**PARTNERING POOL PROFESSIONALS: HYDRAULIC STUDIES**

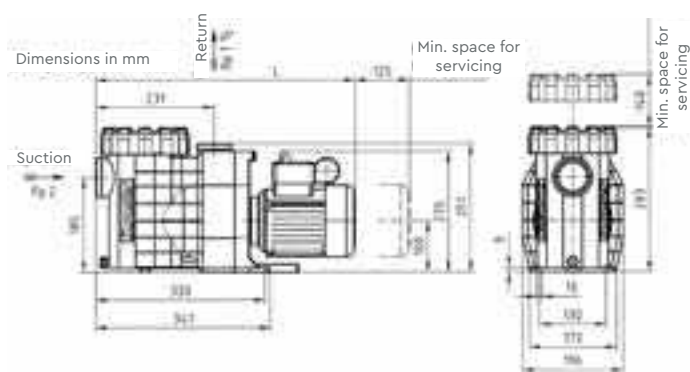
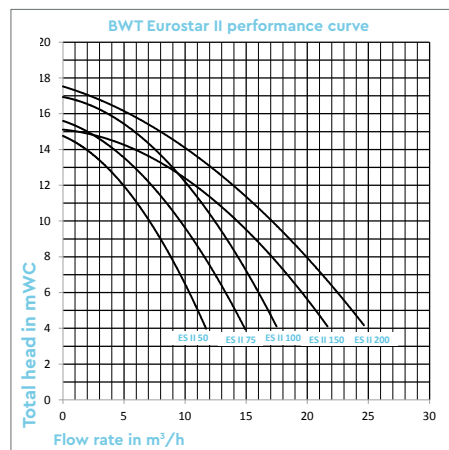

BWT offers customised Hydraulic Studies, an invaluable sales tool that assists your quest for hydraulic optimisation and sustainable development.

You fill in a simple form describing the pool's main characteristics.

We then prepare a Hydraulic Study using our powerful hydraulic modelling software that precisely calculates the load loss generated by the hydraulic circuit. This allows us to recommend materials suited specifically to your project.

You will be provided with a comprehensive file that will allow you to provide your customer with detailed information concerning electrical consumption.





### Technical data:

- The BWT Eurostar II pump is self-priming. The mechanical seal is mounted on top of the synthetic resin protective shaft cover. As there is no contact between the motor shaft and the pool water, the pump is absolutely corrosion resistant even in pools treated by salt electrolysis.
- The pump body and the prefilter are made from fibreglass reinforced polypropylene.
- Single phase pumps are fitted with P2 type capacitors,
- The BWT Eurostar II pump runs very quietly.
- BWT Eurostar II and Eurostar pumps have the same centre-to-centre distances and all parts are compatible.
- Now even safer: thanks to the impeller's original design, the motor shaft never comes into contact with the pool water. This means that stray current will never leak into the pool.
- Delivered with a tool for opening the prefilter.

Code	Description	Flow rate m³/h at 10 mWC	max current (A)	P1 kW	P2 kW	Voltage	Acoustic pressure at 1m (dBA)	Ø outlets Suct - Ret	Price exVAT
545100	Eurostar II 50-M	7	2.60	0.50	0.30	1 ph	57.2	2" / 1"1/2	-
546100	Eurostar II 75-M	9	3.20	0.65	0.45	1 ph	58.8	2" / 1"1/2	-
547100	Eurostar II 100-M	12	4.70	0.97	0.65	1 ph	62.7	2" / 1"1/2	-
548100	Eurostar II 150-M	15	5.20	1.10	0.75	1 ph	57.9	2" / 1"1/2	-
549100	Eurostar II 200-M	18	6.70	1.40	1.00	1 ph	61.7	2" / 1"1/2	-
546300	Eurostar II 75-T	9	1.25	0.63	0.45	3 ph	58.6	2" / 1"1/2	-
547300	Eurostar II 100-T	12	1.75	0.82	0.65	3 ph	62.3	2" / 1"1/2	-
548300	Eurostar II 150-T	15	1.95	1.00	0.75	3 ph	58.8	2" / 1"1/2	-
549300	Eurostar II 200-T	18	2.25	1.26	1.00	3 ph	58.9	2" / 1"1/2	-

P1 indicates the total power consumed by the pump. Thus the value of P1 should be taken into consideration when choosing the thermal magnetic circuit breaker. P2 indicates the power actually available at the motor shaft. Therefore P2 should be used to define the power of a pump.

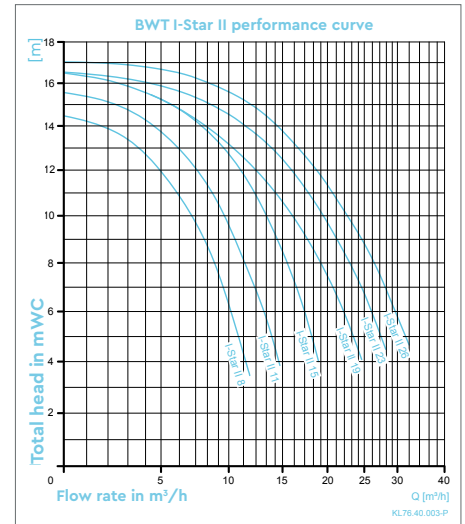


	Code	Description	Price exVAT
1	545150	Anti-vibration mat 185×170 mm, for BWT Eurostar II pump	-
2	545190	Eurostar II adaptor base	Net exVAT

### Eurostar II adaptor base:

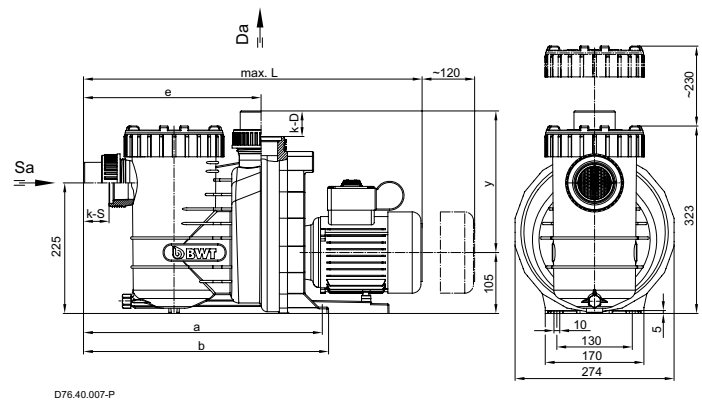
The adaptor base allows an existing pump to be replaced with a BWT Eurostar II pump with minimal modification of the hydraulic circuit. The base is compatible with most pumps currently available on the market.

- The inter axial distances are exactly the same,
- 2" / 1"1/2 reduction fitting is enclosed with the base.



### Technical data:

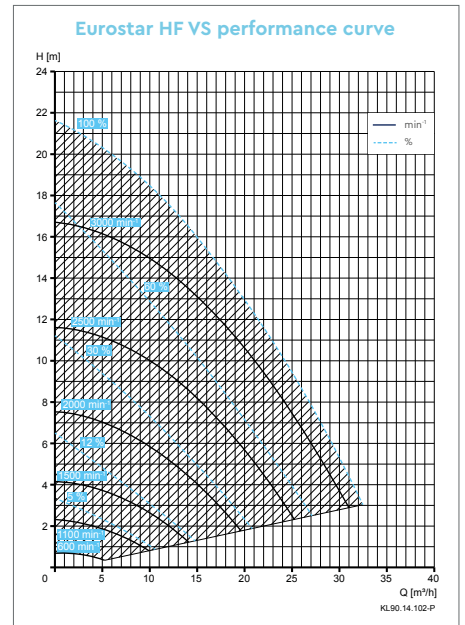
- The pump body and prefilter are made of polypropylene.
- Threaded inlet and outlet, Ø 63 mm (solvent unions Ø 63 mm, supplied with the pump) or tapped, 1" 1/2.
- Large capacity prefilter basket.
- Transparent lid with threading on the outside.
- Self-priming.
- Pump compatible with water treatment by salt electrolysis (5g/l).
- Now even safer: thanks to the impeller's original design, the motor shaft never comes into contact with the pool water. This means that stray current will never leak into the pool.
- Comes with a tool for opening the prefilter.



Code	Description	Flowrate m³/h at 8 mWC	max current (A)	P1 kW	P2 kW	Voltage	Acoustic pressure at 1m (dBA)	Ø outlets Suct - Ret		Price exVAT
125252348	BWT i-Star II 8 M	8	2.60	0.58	0.30	1 ph	57.6	2"	2"/50mm	-
125252350	BWT i-Star II 11 M	11	3.20	0.69	0.45	1 ph	57.3	2"	2"/50mm	-
125252352	BWT i-Star II 15 M	15	4.70	0.97	0.65	1 ph	58.0	2"	2"/63mm	-
125252354	BWT i-Star II 19 M	19	5.30	1.20	0.75	1 ph	63.4	2"	2"/63mm	-
125252356	BWT i-Star II 23 M	23	6.40	1.45	1.00	1 ph	65.6	2"	2"/63mm	-
125252358	BWT i-Star II 26 M	26	7.40	1.70	1.30	1 ph	65.1	2"	2"/63mm	-
125252353	BWT i-Star II 15 T	15	1.75	0.90	0.65	3 ph	62.2	2"	2"/63mm	-
125252355	BWT i-Star II 19 T	19	2.10	1.00	0.75	3 ph	64.8	2"	2"/63mm	-
125252357	BWT i-Star II 23 T	23	2.90	1.32	1.00	3 ph	64.7	2"	2"/63mm	-
125252359	BWT i-Star II 26 T	26	3.20	1.65	1.30	3 ph	65.7	2"	2"/63mm	-

## BWT EUROSTAR HF VARIABLE SPEED PUMP

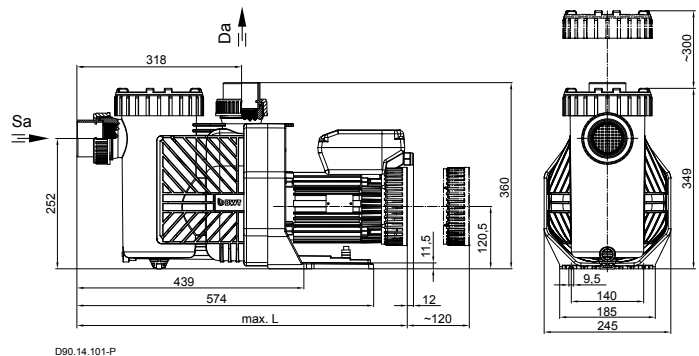
Family 1450



Eurostar HF VS variable speed pumps can run at flow rates adapted to their conditions of use and the various items of pool equipment (filtration, treatment, heating, water features, massage jets, etc.). Running at low speeds significantly reduces the noise impact.

In line with the on-going drive to limit noise pollution as much as possible, a new impeller and fan cowl were developed to reduce the running noise of the Eurostar HF VS pump even further. Thanks to these innovations, the acoustic power of the pump is 8 dB (A) at 2000 RPM, this corresponds to a 50% reduction of the perceived running noise. This probably makes the Eurostar HF VS the quietest air-cooled pump on the market.

This latest generation pump allows you to choose between maintaining power (%) or maintaining speed (RPM).  
 Maintaining power: The pump flow rate is maintained by automatic variation of the rotation speed.  
 Maintaining speed: The pump rotation speed, and so the noise generated, is maintained.

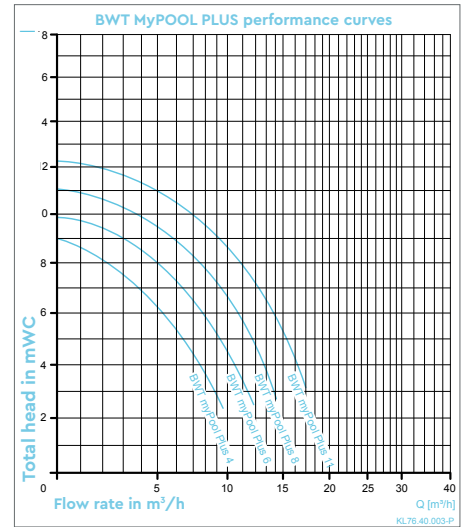


D90.14.101-P

**+** Depending on the region where the pool is installed, and/ or the quality of the electrical supply to the pool (end of line), it may be necessary to protect the pool's electrical installation and thus the properties of the various devices circuit boards and components. Protection accessories are listed on page 127.

Code	Description	Flowrate m <sup>3</sup> /h at 10 mWC	max current (A)	P1 kW	P2 kW	Voltage	Acoustic pressure at 1m (dBA)	Ø outlets Suct - Ret	Price exVAT
125254568	BWT Eurostar HF VS	24	6.10	Max 1.4	Max 1.1	1ph	36.6 to 64.6	2" 2"	-

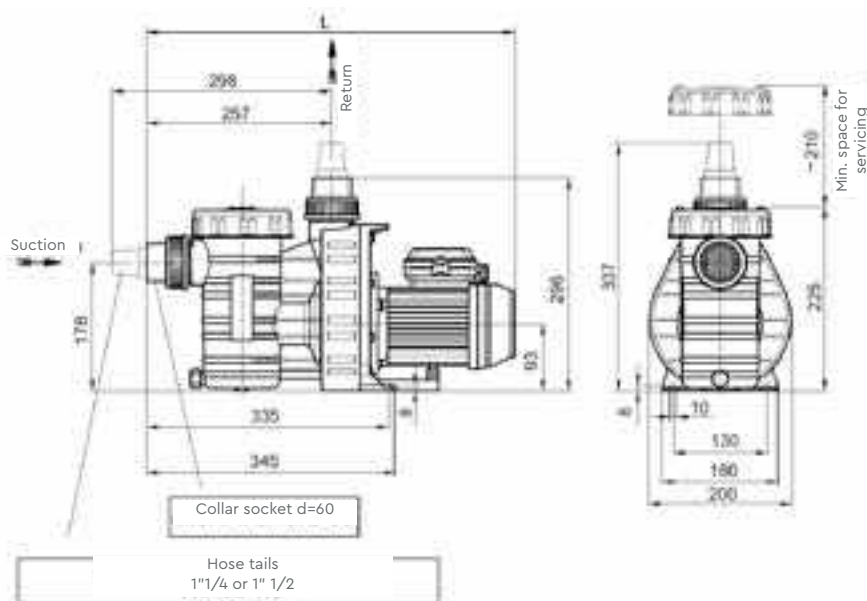
## BWT myPOOL PLUS FILTRATION PUMPS



### Technical data :

- The BWT myPool Plus filtration pump is fitted with, two hose tails  $\varnothing$  32/38 mm and 2 solvent unions  $\varnothing$  50 mm, as standard,
- The pump is fitted with a pre-filter and basket.

Code	Description	flowrate m <sup>3</sup> /h at 8 mWC	Max current (A)	P1 kW	P2 kW	Voltage	Acoustic pressure at 1m (dBA)	Ø Outlets		Price exVAT
								Suction	Return	
50211200	BWT myPOOL Plus filtration pump 4 m <sup>3</sup> /h, 1ph	4	2.45	350	180	1ph	53.9	50 mm	50 mm	-
50221200	BWT myPOOL Plus filtration pump 6 m <sup>3</sup> /h, 1ph	6	2.8	450	250	1ph	59.2	50 mm	50 mm	-
50231200	BWT myPOOL Plus filtration pump 8 m <sup>3</sup> /h, 1ph	8	3.2	600	400	1ph	59.4	50 mm	50 mm	-
50241200	BWT myPOOL Plus filtration pump 11 m <sup>3</sup> /h, 1ph	11	3.7	690	450	1ph	59.8	50 mm	50 mm	-



Pump	4	6	8	11
L	495	495	510	510

Pentair® and Superflo® are brands belonging to Pentair Water Pool and Spa, Inc. or a company belonging to Pentair Water Pool and Spa, Inc.  
Hayward® and Super Pump® are brands belonging to Hayward Industries, Inc.

# COSMY

THE BOT

BEAUTIFUL REVOLUTION!

PUMPS

A revolution?

Yes, and a  
real beauty!



Several models are available:  
100, 150, 200 and 250

## ROBOTIC POOL CLEANER

Light, powerful, customisable

For further information, contact our sales team:  
support-robot@bwt-group.com

*Cosmy is fully customisable, with 8 colours  
to choose from. The top ring and sides can  
be changed in moments.*

POWERED BY  **BWT**

Connected 

SEE  
PAGE  
312

# 04

## ELECTRICAL PANELS

### **Complies with the following standards:**

Directive 2000/14/CE and 2005/88/EC: Noise Emissions of equipment designed for use inside of buildings.  
NF EN 60335-1 (May 2013): household and similar electrical appliances. Safety – general requirements  
NF EN 60335-2-41 +A1+A2 (July 2010): safety of pumps belonging to household and similar electrical appliances  
Directive 2014/35/EU: the Low Voltage directive  
Directive 2011/65/EU RoHS 2 : Reduction of Hazardous Substances in electrical and electronic devices and Directive 201/863/CE "RoH 3"  
NF EN 55014-1+A2 (February 2012): Electromagnetic compatibility. Part 1, Emission  
NF EN 55014-2+A2 (July 2015): Electromagnetic compatibility. Part 2, Immunity  
Directive 2014/30/EC: the Electromagnetic compatibility directive  
NF EN 61000-6-1 (July 2015): Electromagnetic compatibility (ECM). Immunity for residential, commercial and light-industrial environments.  
NF EN 61000-6-3 (July 2015): Electromagnetic compatibility (ECM). Emissions in residential, commercial and light-industrial environments.



- 86** BWT PEARL CONNECT ELECTRICAL PANEL
- 88** SWIMLINE FILTRATION ELECTRICAL PANELS
- 90** LEVEL CONTROLLERS
- 90** SR-LIGHT FILTRATION ELECTRICAL PANELS
- 91** ELECTRICAL PANEL ACCESSORIES

# PEARL CONNECT, FREEDOM!

Pearl Connect, is an electrical panel that can be used to control filtration, the pump, the underwater lights and other ancillary equipment. Simple, user-friendly and so very practical ! Thanks BWT !



WiFi connection, via your home internet router

Remote control via a smartphone app

Device for private pools, single phase only

Operating indicator light (normal, connected, etc.)

**Controls essential equipment:**

the filtration pump, underwater lights (white or colour).

Controls ancillary equipment (up to 5 equipment items).

Integrated antifreeze protection.

Clogging alarm (pressure gauge not included).

*Direct insallation, no relays required!  
Simple and fast!*




**Control ancillary equipment (up to 5 equipment items):**

- Counter-swim treadmill
- Booster pump
- Lighting

**Can be used to control other BWT equipment:**

- Automatic cover
- Variable speed pump
- Clogging alarm

 In the case of an overflow pool, the filtration pump can be slaved to the buffer tank electrical panel.







ELECTRICAL  
PANELS

Code	Description	Price exVAT
669640	BWT Pearl Connect electrical panel, 4 A, 1ph	-
669650	BWT Pearl Connect electrical panel, 6.3 A, 1ph	-
669660	BWT Pearl Connect electrical panel, 10 A, 1ph	-

*Controls pool equipment, and more!*

Allocation of auxillary connections to devices (booster pump, etc.) by the user (renaming)



> available in 5 languages  
> for Android and iOS

Tracks and logs the water temperature, filtration run time and cost of running the filtration system.

Several **BWT Pearl Water Connect** panels may be paired simultaneously.

## AN INTELLIGENT APPLICATION

Several operating modes are available for each device :

- Manual.
- Automatic, runs according to a programmed schedule, during peak or off-peak hours, or depending on the water temperature.

- For a duration set by the user via a timer.
- Each device can also be set to switch on automatically while filtration is running, or inversely to force filtration on while the device is running.

# SWIMLINE FILTRATION ELECTRICAL PANEL

## Specifications:



- Front mounted timer (standard version) or PLC (R-Temp version).
- All wires are capped.
- Connection terminals for the mains.
- Connection of the transformer secondary via a fuse holder.
- The cabinets are delivered with rigid cable glands as standard.
- Removable mounting bracket to facilitate installation.
- Over-sized transformer to avoid overheating phenomena.
- Neat, colour coded wiring.
- Cabinet mounting screws and bushings are provided.
- Appropriate wire cross section (2.5 mm<sup>2</sup> for the power unit).
- Two seals, one on the glass door, and one on the cover.
- May be recessed into the wall.



The electrical panel is equipped with a mounting bracket to facilitate installation and hold the electrical panel away from the wall to prevent water from infiltrating into the panel by capillary action.

## Recommended cable cross section according to the distance in metres from the underwater light (12 V power supply)

Cable cross section mm <sup>2</sup> for one 300 W underwater light	from	to
1.50	-	-
2.50	-	-
4.00	0 m	2.1 m
6.00	2.2 m	3.2 m
10.00	3.3 m	5.3 m
16.00	5.4 m	8.5 m

Cable cross section in mm <sup>2</sup> for one 25 W underwater light	from	to
1.50	0 m	10 m
2.50	11 m	16 m
4.00	17 m	26 m
6.00	27 m	38 m
10.00	-	-
16.00	-	-

Cable with 2 wires (no yellow/ green wires).

**+** Procopi BWT Group uses a 700VA transformer to run two 300W underwater lights (under 12V) instead of 630VA transformers. The decision to use a 700VA transformer instead of a 630VA transformer provides for a greater power reserve, this helps prevent the transformer from running hot and so helps limit heating within the electrical panel cabinet.

### Technical data:

- Technical data: Protection rating, IP55,
- **Two levels of watertight protection :**
- an o-ring on the cover,
- an o-ring on the plexi-glass door,
- Hinge mounted reversible smoked plexi-glass door,
- All the controls are protected behind the plexi-glass door,
- Rocker switches,
- Indicator lights (LEDs),
- Delivered with a circuit breaker, up to 14 Amp,
- Terminal block to facilitate connection,
- Generously proportioned for easy wiring,
- A wall mounting bracket is enclosed.



Each of our electrical panels is made of top quality components carefully selected on the basis of their excellent performance data. The injected resin casings were purpose designed to satisfy the requirements of pool builders and pool users. Electrical panels come with a wall mounting bracket and a suitably rated circuit breaker. They comply with the electrical safety standard NF EN 60335-1 and the EMC safety standards NF 55014 and NF 61000-6.

Code	Reference	Description	Price
6608X0	CFP-100	Filtration electrical panel with transformer for 2 50W or LED underwater lights	-



Depending on the region where the pool is installed, and/ or the quality of the electrical supply to the pool (end of line), it may be necessary to protect the pool's electrical installation and thus the properties of the circuit boards and components equipping the various devices.

The circuit breaker rating must be greater than the maximum current consumed by the filtration pump.

The maximum currents drawn by the pumps are set out in the pump chapter in this catalogue.



X	Circuit breaker
3	1.6 to 2.5 A
4	2.5 to 4 A
5	4 to 6.3 A
6	6.3 to 10 A
7	9 to 14 A

In order to select the appropriate circuit breaker, simply replace the letter X, with the number corresponding to the required rating



1

## Technical data:

- RED-2: Balance tank regulation electrical panel comprising 5 stainless steel sensors (ground, pump shut down, electrovalve open and close, overflow safety). and a brass electrovalve 20/ 27. Protected by a fuse.

	Code	Reference	Description	Price
1	667200	RED-2	Balance tank level controller (with 5 stainless steel sensors and 1 electric valve)	-

## FILTRATION ELECTRICAL PANELS - SR-LIGHT®

Family 1920



## Technical data:

- Hinge mounted door.
  - All the controls are mounted behind a protective plexi-glass door (no controls on the outside).
  - Rocker switches.
  - Delivered with a circuit breaker up to 14A.
  - Delivered with the necessary bushings, screws and cable glands,
- All our electrical panels are fitted with a suitably rated thermo-magnetic circuit breaker.

BWT TOP TIP	X	Circuit breaker	In order to select the appropriate circuit breaker, simply replace the letter X, with the number corresponding to the required rating.
	4	2.5 to 4 A	
	5	4 to 6.3 A	
	6	6.3 to 10 A	
	7	9 to 14 A	

The circuit breaker rating must be greater than the maximum current consumed by the filtration pump. The maximum currents drawn by the pumps are set out in the pump chapter in this catalogue.

Each of our electrical panels is made of top quality components carefully selected on the basis of their excellent performance data. The injected resin casings were purpose designed to satisfy the requirements of pool builders and pool users. Electrical panels come with a wall mounting bracket and a suitably rated circuit breaker. Swimline electrical panels are fitted with indicator lights and top of the line components. They comply with the electrical safety standard NF 60439-1 and the EMC safety standards NF 55014 and NF 55104.

Code	Reference	Description	Price
6708X0	SRF-100	Filtration electrical panel with transformer for two 50 W or LED underwater lights	-

In order to select the appropriate circuit breaker, simply replace the letter X, with the number corresponding to the required rating.

## TRANSFORMERS

Family 2030

Code	Description	Price
716450	Toroidal transformer 230V/12 V 100 VA (Swimline-SR-Light)	-



## TWO COMPONENT GEL

Family 2000

Code	Description	Price
8492300	Two component gel, 500 ml	-

**+** The two component gel insulates the connections inside the connection boxes.  
 Protection rating: IP68  
 Cure time: approx 15 minutes at 25 °C.  
 The gel can be easily removed to allow for interventions on the connections.



## ACCESSORIES

Family 2000



	Code	Description	Price
1	708300	Timer without backup power (modular)	-
2	709200	Thermal magnetic circuit breaker, 1.6–2.5 A	-
	709300	Thermal magnetic circuit breaker, 2.5–4.0 A	-
	709400	Thermal magnetic circuit breaker, 4.0–6.3 A	-
	709500	Thermal magnetic circuit breaker, 6.0–10.0 A	-
	709600	Thermal magnetic circuit breaker, 9.0–14.0 A	-
	3	713100	Filtration electrical panel 230V contactor

Back-up power: allows the timer to continue to run in the event of a power outage.

# 05

# ACCESSORIES

## Complies with the following standards:

Ladders and hand rails

NF EN 16582-1 (October 2015): Family pools – Part 1: General requirements and test methods.

NF EN 16582-2 (October 2015): Family pools – Part 2: Safety requirements and test methods specific to in-ground pools.

NF EN 16582-3 (October 2015): Family pools – Part 3: Safety requirements and test methods specific to above-ground pools.

NF EN 13451-2 (February 2016): Equipment for commercial pools – Part 2: safety requirements and test methods applicable to ladders and hand rails.

Booster pumps:

EN 60335-1 May 2013 : Household and similar electrical appliances General requirements.

Directive 2011/65/EU: the RoHS 2 / Reduction of Hazardous Substances in electric and electronic devices and Directive 2015/863/CE RoHS 3

EN 55014-1 + A2 February 2012: Electromagnetic Compatibility Part 1: Emission.

EN 55014-2 + A2 January 2009: Electromagnetic Compatibility Part 2: Immunity.

Directive 2014/30/EU: the Electromagnetic Compatibility directive.

Directive 2006/42/EC: the Machine directive.

Directive 2014/35/EC: the Low Voltage directive.

Counter-swim units

DTP No. 12: Counter-swim units.

EN 13451-1 (Nov. 2011): Equipment for commercial pools. Part 1: General safety requirements and test methods.



- 96** COUNTER SWIM UNITS
- 97** WINTERIZING ACCESSORIES
- 98** TOOLS

*A natural swimming experience!*



- + ■ Elegant design
- Mimics the sensations of free swimming in the pool
- Soft, even current similar to free swimming conditions

### Installation conditions:

- Minimum pool size: 3.5 × 6 m
- Not compatible with round or oval pools
- Optimum water depth at the installation point: 1.2 – 1.5 m

### Pool type:

- Concrete (Liner/ Tile)
- Steel wall pools
- Liner pools: max. wall thickness. 7 mm (contact us if the wall is thicker than 7 mm > different screws)
- The rear surface of the pool wall must be smooth to ensure a leaktight seal

### General specifications:

- Maximum flow rate: 350 m<sup>3</sup>/h
- Innovative propeller technology
- Electrical power 3000 W
- Power transmission via magnetic coupling
- Intelligent adjustment of performance
- Efficient motor, no fan
- All electrical components are hermetically separated from the pool water
- Guarantee: 2 years
- Available in 3ph only

Code	Description	Price exVAT
963100	BADUJET Turbo Pro – BWT face plate and pool fitting pack Motor drive system with 10 m cable	-
963200	BADUJET Turbo Pro – Motor drive system pack	-
963000	BADUJET Turbo Pro – Full assembly – BWT Motor drive system with 25 m cable	-
963250	BADUJET Turbo Pro – Motor drive system pack	-
963050	BADUJET Turbo Pro – Full assembly – BWT Motor drive system with 45 m cable	-
963280	BADUJET Turbo Pro – Motor drive system pack	-
963080	BADUJET Turbo Pro – Full assembly – BWT	-
Options		
963120	Additional kit for walls 18 to 27 mm thick	-



FLOATS, GIZMO AND PLUGS

Families 2100 & 4200



Float technical data:

- Material: black HD PE,
- Weight: 2,000 g
- Ballast: dried and vibrated sand.
- Watertight plug
- Safety hooks to hold the floats together
- Comes in boxes of 6 floats

Plug technical data:

- Conical rubber plugs, with butterfly screw

Gizmo technical data:

- Material: black HD PE,
- Height: 360 mm, including threading,
- Body diameter: 80 mm

How to calculate the number of floats? The number of floats is calculated based on the width and length of the pool.	Pool length	Pool width	Number of floats required
First, calculate the pool diagonal: $\sqrt{\text{Length}^2 + \text{Width}^2}$ . Example: Length 8 m, width 4 m : $\sqrt{8^2 + 4^2} = 8.94$ m Then, calculate the number of floats required: Diagonal/ Float length (50 cm). Example: $894/50 = 17.88$ , that is 17 floats.	8	4	17
	10	5	22
	12	6	26

Code	Description	Net Price
Winterizing floats		
1	1061000 Winterizing float, 0.5 m, weighted	-
	1064002 Hook for additional float	-
Gizmo		
2	1067000 Gizmo - Anti-gel de Skimmer	-
Winterizing plugs		
3	1068020 Rubber anti-freeze plug 1" N°6	-
4	1068040 Rubber anti-freeze plug 1" 1/8 N°8	-
5	1068100 Rubber anti-freeze plug 1"1/4 N°9 (overall Ø 45 mm)	-
6	1068000 Rubber anti-freeze plug 1"1/2 N°10 (overall Ø 50 mm)	-
7	1068200 Rubber anti-freeze plug 1"3/4 N°11 (overall Ø 55 mm)	-
8	1069000 Rubber anti-freeze plug 2" N°12 (overall Ø 63 mm)	-

ACCESSORIES

LINER LEAK DETECTOR

Family 2300



	Code	Description	Net price exVAT
1	809100	Pressure kit, 28 parts	-
	809200	Pressure kit, 48 parts	-
2	1823800	Syringe of fluorescent yellow dye/ leak detection – 6 ml	-
3	1823850	Fluorescent yellow dye refill for syringe – 240 ml	-

ACCESSORIES FOR EUROSTAR HF, II & BELSTAR PUMPS

Family 2300



	Code	Description	Net price exVAT
4	545198	Tool to open a BWT Eurostar HF, II and Belstar pre-filter	-
5	545199	Tool bits for dismantling a Eurostar pump, 3*	-


\* Item available on order

PROGRAMMABLE PRESSURE GAUGE

Family 500



	Code	Description	Price exVAT
	8051055	Pressure gauge D40 – 2.5 bar, lateral threading (1/4")	-
		<b>Pressure gauge D40 – 2.5 bar, lateral threading (1/4")</b>	<b>Set of 10</b>
			-



ACCESSORIES



# 06 LINERS

**Complies with the following standards:**

Standard NF EN 15836-1 August 2010 : PVC-P membrane for in-ground pools - Homogeneous membranes, thickness greater than or equal to 0.75 mm.  
Standard NF EN 15836-2 August 2010 : PVC-P membrane for in-ground pools - Reinforced membranes, thickness greater than or equal to 1.50 mm.  
Standard NF T54-802 April 2010 : Guide to laying, replacement, use and maintenance of a liner (Previously DTP N°3).  
Standard NF T54-804 February 2008 : Guide to laying, replacement, use and maintenance of a reinforced membrane (Previously DTP N°3).



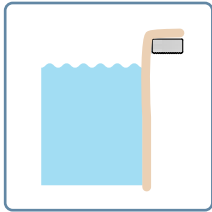
- 100** LINER BEADING
- 101** 0.85 MM LINERS
- 105** 0.75 MM LINERS
- 108** LINERS FOR STEPS
- 112** LINERS FOR COVER PITS
- 113** TAKING MEASUREMENTS
- 114** SURFACE AREA CALCULATIONS
- 115** PRICE CALCULATIONS
- 116** LINER ACCESSORIES

# We offer a choice of 4 Types of beading

Our Superliner V2F and Aqualiner liners can be finished with any of the five types of liner beading:



## HUNG CRISTAL LINER BEADING (PROCOPI PATENT)



This patented Procopi BWT Group technology features the following advantages:

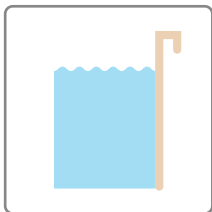
- Tried and tested over a number of years,
- No visible welds around the upper periphery of the liner,
- No visible colour difference between the liner and the liner beading,
- Uniform ageing of the membrane,

- Resistant to attack from micro-organisms and U.V. radiation,
- Perfectly uniform colour,
- The design continuity of patterned liners and tile bands is respected.

For all types of pools fitted with liners with Hung liner beading



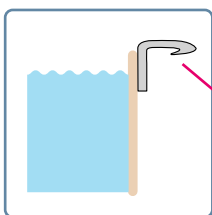
## OVERLAP LINER BEADING



- With this type of liner beading, the height of the liner can be adjusted on site.
- An additional 10 cm must be added the height of the liner to allow for this adjustment.

- Some pools are fitted with Overlap aluminium liner locking track.
- We can manufacture liners with this type of liner beading on request, do not forget to add an additional 10 cm to the finished liner height.

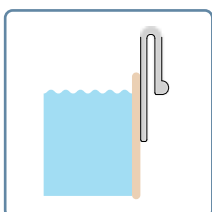
## HUNG HARPON LINER BEADING



- Hung harpon liner beading is made of a different material to that of the membrane,
- The membrane and Hung harpon liner beading will age at different rates,
- Colour difference between the Hung harpon liner beading and the membrane,

- The Hung harpon liner beading weld is visible,
- Obvious contrast between the Hung harpon liner beading and a patterned membrane.

## EXTRUSION 2 BEADING



- Only available in dark blue and for metal frame pools.

Extrusion type 2 beading

SUPERLINER V2F 0.85 MM 

Family 6310

## +

### PRODUCT ADVANTAGES

- Protective acrylic varnish
- High performance 0.85 mm PVC-P membrane



## TECHNICAL DATA

Superliner V2F 0.85 mm liners are made in our factory in Le Rheu, France, where we have been making AFNOR NF T 54–802 compliant liners for the last forty years.

Superliner V2F 0.85 mm liners perform exceptionally well, this is due to the technical properties of the 0.85 mm membrane for which Procopi BWT Group is the exclusive distributor in Europe.

The technical properties of Superliner V2F 0.85 mm membranes, which do of course comply with the French standard NF 15836–1 as well as the REACH directive (EC 1907/2006), are as follows:

### A protective layer of acrylic varnish applied to both surfaces:

The layer of varnish, 5 microns thick, applied to the external surface of the membrane ensures better resistance to micro-organisms that can grow between the liner and the support structure.

The layer of varnish, 8 microns thick, applied to the internal surface:

- Facilitates cleaning of the liner, and notably the water line,
- Improves the protection of pigments against the exposure to UV light,
- Slows discolouration of the membrane,
- Protects the membrane against abrasion and scratching.

**Protection against the growth of algae, bacteria and micro-organisms provided by a fungicide impregnated into the membrane.**

**Withstands water temperatures up to 35°C maximum.**

**Optimal dimensional stability.**

**5 types of liner beading: Hung cristal (Procopi patent), Hung harpon, Overlap.**

**Extrusion type 2 and Extrusion type 3**

**A wide selection of colours and patterns:**

- 11 plain colours,
- 1 pattern,
- 4 friezes and tile bands.

The plain colours match our pool fittings and our automatic covers.

**Exceptional guarantees (see above), a natural outcome of the outstanding technical properties of the Superliner V2F 0.85 mm PVC-P membrane.**

## GUARANTEES

Standard guarantees offered on Superliner V2F 0.85 mm liners are reserved exclusively to Procopi BWT Group's professional clients. They apply to all Superliner V2F 0.85 mm liners delivered after February 1st 2016.

Guarantees covering Superliner V2F 0.85 mm liners entail the professional client's acceptance of the provisions and recommendations set out in the following documents:

- French standard NF EN 15836–1, August 2010,
- French standard NF T 54–802, April 2010,
- The document "Use and maintenance of PVC-P membranes", issued by the Procopi BWT Group company.

In the case of a claim accepted by Procopi BWT Group in the scope of one of these guarantees, the professional client will also receive a fixed payment to cover the costs of labour and other incidental costs. The complete terms and conditions for application of the Superliner V2F 0.85 mm guarantees are available on [procopi.com](http://procopi.com)

**SUPERLINER V2F 0.85 MM - PLAIN AND PATTERNED** 


Family 6310

**+ ADVANTAGES**

- Protective acrylic varnish
- High performance 0.85 mm PVC-P membrane




**COLOURS AND PATTERNS**



White



Clay



Light blue



Taupe



Dark blue



Grey



Blue grey



Anthracite grey



Mint



Black



Beige




Mosaic Marine 2x2 cm



SUPERLINER V2F 0.85 MM - PLAIN AND PATTERNED 

Family 6310



## PRICES

Code Rectangular pools	Code Other pool shapes	Description	Price eVAT Rectangular pools, all floor contours - per m <sup>2</sup>	Price exVAT Other pool shapes - per m <sup>2</sup>
70100070	70101170	Superliner V2F 0.85 mm, plain - Blue grey	-	-
70100033	70101133	Superliner V2F 0.85 mm, plain - Taupe	-	-
70100000	70101100	Superliner V2F 0.85 mm, plain - White	-	-
70100040	70101140	Superliner V2F 0.85 mm, plain - Beige	-	-
70100032	70101132	Superliner V2F 0.85 mm, plain - Clay	-	-
70100010	70101110	Superliner V2F 0.85 mm, plain - Light blue	-	-
70100020	70101120	Superliner V2F 0.85 mm, plain - Dark blue	-	-
70100060	70101160	Superliner V2F 0.85 mm, plain - Grey	-	-
70100080	70101180	Superliner V2F 0.85 mm, plain - Anthracite grey	-	-
70100030	70101130	Superliner V2F 0.85 mm, plain- Mint	-	-
70100090	70101190	Superliner V2F 0.85 mm, plain- Black	-	-
70100056	70101156	Superliner V2F 0.85 mm, patterned - Mosaic	-	-



CAUTION: Dark colours (notably black and anthracite grey) are very sensitive to excess concentrations of oxidising products. The Redox potential (oxidation reduction potential) of the pool water will have a significant impact on the Superliner V2F 0.85 mm membrane's ability to hold its colour over time. The Redox potential varies depending on the type of Chlorine used in the pool (stabilised or non-stabilised), the pH of the pool water and the Isocyanuric Acid concentration in the pool. To protect the pigments in the membrane, the Redox potential should not be allowed to rise above 750mV over a sustained period of time.



BWT TOP TIP



Our non-slip step pieces are listed as of page 108.

 Reminder of the standards:


All Superliner V2F liners are made from high performance PVC-P membranes. These membranes comply with every stipulation of the French standards AFNOR NF EN 15836-1 (August 2010), as well as the Reach directive (EC 1907/2006).

The procedures for correct fitting and maintenance of Superliner V2F 0.85 mm liners (and liners in general) are set out in the French standard, AFNOR NFT 54 802• (April 2010). We strongly recommend that you familiarise yourself with this standard and that you advise your clients of the responsibilities incumbent on them, according to this document.

(•)Standards available from AFNOR.

**SUPERLINER V2F 0.85 MM - FRIEZES AND TILE BANDS** 

Family 6310



**PATTERNS**



**Oxford blue**



**Oxford beige**



**Kéops**



**Mosaic Marine 2x2 cm**

**PRICES**

Code	Description	Price exVAT per metre All shapes
70900009	Supplement for a tile band or frieze on a Superliner V2F 0.85 mm, Hung liner locking track - Oxford blue	-
70900045	Supplement for a tile band or frieze on a Superliner V2F 0.85 mm, Hung liner locking track - Oxford beige	-
70900063	Supplement for a tile band or frieze on a Superliner V2F 0.85 mm, Hung liner locking track - Kéops	-
70900056	Supplement for a tile band or frieze on a Superliner V2F 0.85 mm, Hung liner locking track - Mosaic	-

**+** CAUTION: a Superliner V2F with a patterned frieze or tile band is comprised of a Superliner V2F, as described on the previous pages, and a supplement for the tile band or frieze. On the contrary to the price of the Superliner V2F which is calculated per m<sup>2</sup>, the price of the tile band is calculated in linear metres (perimeter of the pool). Do not forget to deduct the surface area of the patterned tile band (height 25 cm) from the surface area (and the price) of the Superliner. The tile band will be invoiced separately.

AQUALINER 0.75 MM - PLAIN AND PATTERNED 

Family 6310

**+ ADVANTAGES**

- High performance 0.75 mm PVC-P membranes



## TECHNICAL DATA

0.75 mm Aqualiners are made in our factory in Le Rheu, France, where we have been making AFNOR NF T 54-802 compliant liners for the last forty years.

Aqualiner 0.75 mm liners perform exceptionally well and are perfectly suited to the needs of private pools, a direct result of the technical properties of the 0.75 mm PVC-P membrane of which the liner is made.

The technical properties of the Aqualiner 0.75 mm membrane, which does of course comply with the French standard NF EN 15836-1 as well as the REACH directive (EC 1907/2006), are as follows:

**Protection against the growth of algae, bacteria and micro-organisms provided by a fungicide impregnated into the membrane.**

**Ability to withstand water temperatures up to 33°C maximum,**

**Good dimensional stability.**

**5 types of liner beading: Hung cristal (Procopi patent), Hung harpon, Overlap, Extrusion type 2 and Extrusion type 3.**

A wide selection of colours and patterns:

- 5 plain colours,
- 1 pattern,
- 5 friezes and tile bands

**The plain colours match our pool fittings and our automatic covers.**

**Guarantees are offered by Procopi BWT Group.**

## GUARANTEES

Standard guarantees offered on 0.75 mm Aqualiners are reserved exclusively to Procopi BWT Group's professional clients. They apply to all 0.75 mm Aqualiners delivered after February 1st 2016.

**Guarantees covering 0.75 mm Aqualiners entail the professional client's acceptance of the provisions and recommendations set out in the following documents:**

- French standard NF EN 15836-1, August 2010,
- French standard NF T 54-802, April 2010,
- The document "Use and maintenance of PVC-P membranes", issued by the Procopi BWT Group company.

In the case of a claim accepted by Procopi BWT Group in the scope of one of these guarantees, the professional client will also receive a fixed payment to cover the costs of labour and other incidental costs.



The detail of guarantees offered for 0.75 mm Aqualiner liners is available on [www.procopi.com](http://www.procopi.com)

## AQUALINER 0.75 MM - PLAIN AND PATTERNED

Family 6310

### + ADVANTAGES


- High performance 0.75 mm PVC-P membrane




### COLOURS AND PATTERNS



White



Beige




Light blue



Grey



Dark blue




Mosaic

### PRICES

Code Rectangular pools	Code Other pool shapes	Description	Price exVAT Rectangular pools, all floor contours - per m <sup>2</sup>	Price exVAT Other pool shapes - per m <sup>2</sup>
70200000	70201100	Aqualiner 0.75 mm, plain - White, per m <sup>2</sup>	-	-
70200010	70201110	Aqualiner 0.75 mm, plain - Light blue, per m <sup>2</sup>	-	-
70200020	70201120	Aqualiner 0.75 mm, plain - Dark blue, per m <sup>2</sup>	-	-
70200040	70201140	Aqualiner 0.75 mm, plain - Beige, per m <sup>2</sup>	-	-
70200060	70201160	Aqualiner 0.75 mm, plain - Grey, per m <sup>2</sup>	-	-
70200027	70201127	Aqualiner 0.75 mm, patterned - Mosaic, per m <sup>2</sup>	-	-

## AQUALINER 0.75 MM - FRIEZES AND TILE BANDS

Family 6310



### COLOURS



Oxford blue




Oxford beige



Kéops



Mykonos



Mosaic  
2x2 cm

### PRICES

Code	Description	Price exVAT per metre All shapes
70900109	Supplement for a tile band or frieze on a Aqualiner 0.75 mm - Oxford blue	-
70900145	Supplement for a tile band or frieze on a Aqualiner 0.75 mm - Oxford beige	-
70900163	Supplement for a tile band or frieze on a Aqualiner 0.75 mm - Kéops	-
70900016	Supplement for a tile band or frieze on a Aqualiner 0.75 mm - Mykonos	-
70900027	Supplement for a tile band or frieze on a Aqualiner 0.75 mm - Mosaic	-

**+** NOTE: An Aqualiner with patterned tile band or frieze is comprised of an Aqualiner, as described previously and a supplement for the tile band. On the contrary to the price of the Aqualiner, which is calculated per m<sup>2</sup>, the price of the tile band is calculated in linear metres (perimeter of the pool). Do not forget to deduct the surface area of the patterned tile band (height 25 cm) from the surface area (and the price) of the Aqualiner. The tile band will be invoiced separately.

# LINERS FOR STEPS

To ensure that the liner adheres correctly to the steps, the step risers, particularly those of the first three steps, should be higher than 15 cm. For similar reasons, we recommend no more than 6 risers for stairs 1.50 m high and no more than 5 risers for stairs 1.06 m high. Installation of a return fitting in the first riser is recommended to block the liner in position. The first step riser must be at least 275 mm high to ensure that the liner will be flattened against the pool wall by the weight of the water.



The non-slip membranes meet the stipulations required for class C certification as per the European standard EN 15288-1 concerning pool safety. Tests performed by the SFV laboratory, according to the protocol DIN 51 097.

## STRAIGHT STEPS, NARROWER / WIDER THAN 2.10 M

Families 6210 & 6310



\* Available in 6 colours: dark blue, light blue, white, beige, grey and anthracite grey.

Liner type	Price exVAT	
	less than or equal to 2.10 m	wider than 2.10 m
Superliner V2F 0.85 mm		
Straight step - Plain	-	-
Supplement for patterned tile band on steps	-	-
Straight step - Patterned	-	-
Aqualiner 0.75 mm		
Straight step - Plain	-	-
Supplement for patterned tile band on steps	-	-
Straight step - Patterned	-	-
With non-slip treads and risers		
Straight step - Plain*	-	-
Supplement for patterned tile band on steps	-	-

## STRAIGHT STEPS ACROSS THE WIDTH, NARROWER / WIDER THAN 4.10 M

Families 6210 & 6310



\* Available in 6 colours: dark blue, light blue, white, beige, grey and anthracite grey.

Liner type	Price exVAT	
	less than or equal to 4.10m	wider than 4.10 m
Superliner V2F 0.85 mm		
Straight step - Plain	-	-
Supplement for patterned tile band on steps	-	-
Straight step - Patterned	-	-
Aqualiner 0.75 mm		
Straight step - Plain	-	-
Supplement for patterned tile band on steps	-	-
Straight step - Patterned	-	-
With non-slip treads and risers		
Straight step - Plain*	-	-
Supplement for patterned tile band on steps	-	-

## ROMAN STEPS, NARROWER THAN/ WIDER THAN 3.10 M

Families 6210 & 6310



\* Available in 6 colours: dark blue, light blue, white, beige, grey and anthracite grey.

Liner type	Price exVAT	
	less than or equal to 3.10m	wider than 3.10 m
Superliner V2F 0.85 mm		
Roman steps - Plain	-	-
Supplement for patterned tile band on steps	-	-
Roman steps - Patterned	-	-
Aqualiner 0.75 mm		
Roman steps - Plain	-	-
Supplement for patterned tile band on steps	-	-
Roman steps - Patterned	-	-
With non-slip treads and risers		
Roman steps - Plain*	-	-
Supplement for patterned tile band on steps	-	-



Non standard steps, of the same type the steps featured here, will be invoiced according to the prices indicated above. The number of treads has no impact on the price of the step piece

## INTERIOR CORNER STEPS

Families 6210 & 6310



\* Available in 6 colours: dark blue, light blue, white, beige, grey and anthracite grey.

Liner type	Price exVAT
Superliner V2F 0.85 mm	
Interior corner steps – Plain	-
Supplement for patterned tile band on steps	-
Interior corner steps – Patterned	-
Aqualiner 0.75 mm	
Interior corner steps – Plain	-
Supplement for patterned tile band on steps	-
Interior corner steps – Patterned	-
With non-slip treads and risers	
Interior corner steps – Plain*	-
Supplement for patterned tile band on steps	-

## CORNER STEPS, 1/4 CIRCLE

Families 6210 & 6310



\* Available in 6 colours: dark blue, light blue, white, beige, grey and anthracite grey.

Liner type	Price exVAT
Superliner V2F 0.85 mm	
Corner step 1/4 circle – Plain	-
Supplement for patterned tile band on steps	-
Corner step 1/4 circle – Patterned	-
Aqualiner 0.75 mm	
Corner step 1/4 circle – Plain	-
Supplement for patterned tile band on steps	-
Corner step 1/4 circle – Patterned	-
With non-slip treads and risers	
Corner step 1/4 circle – Plain*	-
Supplement for patterned tile band on steps	-

## INVERTED ROMAN STEPS

Families 6210 & 6310



\* Available in 6 colours: dark blue, light blue, white, beige, grey and anthracite grey.

Liner type	Price exVAT
Superliner V2F 0.85 mm	
Inverted roman steps – Plain	-
Supplement for patterned tile band on steps	-
Inverted roman steps – Patterned	-
Aqualiner 0.75 mm	
Inverted roman steps – Plain	-
Supplement for patterned tile band on steps	-
Inverted roman steps – Patterned	-
With non-slip treads and risers	
Inverted roman steps – Plain*	-
Supplement for patterned tile band on steps	-

## STRAIGHT ASYMMETRIC STEPS

Families 6210 & 6310



\* Available in 6 colours: dark blue, light blue, white, beige, grey and anthracite grey.

Liner type	Price exVAT
Superliner V2F 0.85 mm	
Straight asymmetric steps – Plain	-
Supplement for patterned tile band on steps	-
Straight asymmetric steps – Patterned	-
Aqualiner 0.75 mm	
Straight asymmetric steps – Plain	-
Supplement for patterned tile band on steps	-
Straight asymmetric steps – Patterned	-
With non-slip treads and risers	
Straight asymmetric steps – Plain*	-
Supplement for patterned tile band on steps	-

## LINERS FOR STEPS

To ensure that the liner adheres correctly to the steps, the step risers, particularly those of the first three steps, should be higher than 15 cm. For similar reasons, we recommend no more than 6 risers for stairs 1.50 m high and no more than 5 risers for stairs 1.06 m high. Installation of a return fitting in the first riser is recommended to block the liner in position. The first step riser must be at least 275 mm high to ensure that the liner will be flattened against the pool wall by the weight of the water.

### TRAPEZOIDAL STEPS

Families 6210 & 6310



\* Available in 6 colours: dark blue, light blue, white, beige, grey and anthracite grey.

Liner type	Price exVAT
Superliner V2F 0.85 mm	
Trapezoidal steps – Plain	-
Supplement for patterned tile band on steps	-
Trapezoidal steps – Patterned	-
Aqualiner 0.75 mm	
Trapezoidal steps – Plain	-
Supplement for patterned tile band on steps	-
Trapezoidal steps – Patterned	-
With non-slip treads and risers	
Trapezoidal steps – Plain*	-
Supplement for patterned tile band on steps	-

### INVERTED STRAIGHT STEPS

Families 6210 & 6310



\* Available in 6 colours: dark blue, light blue, white, beige, grey and anthracite grey.

Liner type	Price exVAT
Superliner V2F 0.85 mm	
Inverted straight steps – Plain	-
Supplement for patterned tile band on steps	-
Inverted straight steps – Patterned	-
Aqualiner 0.75 mm	
Inverted straight steps – Plain	-
Supplement for patterned tile band on steps	-
Inverted straight steps – Patterned	-
With non-slip treads and risers	
Inverted straight steps – Plain*	-
Supplement for patterned tile band on steps	-

**+** CAUTION: With this type of step the liner can easily shift out of alignment during installation. Therefore weights (sand bags) should be placed on the treads to hold the liner in position until the pool is completely filled with water.

### BENCH / POOL DECK / PADDLING POOL, NARROWER THAN / WIDER THAN 4.10M

Families 6210 & 6310



\* Available in 6 colours: dark blue, light blue, white, beige, grey and anthracite grey.

Liner type	Price exVAT	
	less than or equal to 4.10 m	wider than 4.10 m
Superliner V2F 0.85 mm		
Bench/ pool deck/ paddling pool – Plain	-	-
Supplement for patterned tile band on steps	-	-
Bench/ pool deck/ paddling pool – Patterned	-	-
Aqualiner 0.75 mm		
Bench/ pool deck/ paddling pool – Plain	-	-
Supplement for patterned tile band on steps	-	-
Bench/ pool deck/ paddling pool – Patterned	-	-
With non-slip treads and risers		
Bench/ pool deck/ paddling pool – Plain*	-	-
Supplement for patterned tile band on steps	-	-

**+** Non standard steps, of the same type the steps featured here, will be invoiced according to the prices indicated above. The number of treads has no impact on the price of the step piece



## BENCH/ POOL DECK + CORNER STEP, NARROWER THAN / WIDER THAN 4.10 M

Families 6210 & 6310



\* Available in 6 colours: dark blue, light blue, white, beige, grey and anthracite grey.

Liner type	Price exVAT	
	less than or equal to 4.10 m	wider than 4.10 m
Superliner V2F 0.85 mm		
Bench/ pool deck/ corner step – Plain	-	-
Supplement for patterned tile band on steps	-	-
Bench/pool deck/ corner step – Patterned	-	-
Aqualiner 0.75 mm		
Bench/ pool deck/ corner step – Plain	-	-
Supplement for patterned tile band on steps	-	-
Bench/pool deck/ corner step – Patterned	-	-
With non-slip treads and risers		
Bench/ pool deck/ corner step – Plain*	-	-
Supplement for patterned tile band on steps	-	-

## BENCH/ POOL DECK AND STRAIGHT STEP, NARROWER THAN / WIDE THAN 4.10 M

Families 6210 & 6310



\* Available in 6 colours: dark blue, light blue, white, beige, grey and anthracite grey.

Liner type	Price exVAT	
	less than or equal to 4.10 m	wider than 4.10 m
Superliner V2F 0.85 mm		
Bench/ pool deck/ straight step – Plain	-	-
Supplement for patterned tile band on steps	-	-
Bench/ deck/straight step – Patterned	-	-
Aqualiner 0.75 mm		
Bench/ pool deck/ straight step – Plain	-	-
Supplement for patterned tile band on steps	-	-
Bench/ deck/straight step – Patterned	-	-
With non-slip treads and risers		
Bench/ pool deck/ straight step – Plain*	-	-
Supplement for patterned tile band on steps	-	-

## BENCH/ POOL DECK + EMERGENT STRAIGHT STEP, NARROWER THAN / WIDE THAN 4.10 M

Families 6210 & 6310



\* Available in 6 colours: dark blue, light blue, white, beige, grey and anthracite grey.

Liner type	Price exVAT	
	less than or equal to 4.10 m	wider than 4.10 m
Superliner V2F 0.85 mm		
Bench/ pool deck/ em. straight step- Plain	-	-
Supplement for patterned tile band on steps	-	-
Bench/ pool deck. em. straight step – Patterned*	-	-
Aqualiner 0.75 mm		
Bench/ pool deck/ em. straight step- Plain	-	-
Supplement for patterned tile band on steps	-	-
Bench/ pool deck. em. straight step – Patterned*	-	-
With non-slip treads and risers		
Bench/ pool deck/ em. straight step- Plain	-	-
Supplement for patterned tile band on steps	-	-

## BENCH/ POOL DECK + ASSORTED STEP, NARROWER THAN / WIDE THAN 4.10 M

Families 6210 & 6310





\* Available in 6 colours: dark blue, light blue, white, beige, grey and anthracite grey.

Liner type	Price exVAT	
	less than or equal to 4.10 m	wider than 4.10 m
Superliner V2F 0.85 mm		
Bench/ pool deck/ assorted step – Plain	-	-
Supplement for patterned tile band on steps	-	-
Bench/ pool deck/ assorted step – Patterned	-	-
Aqualiner 0.75 mm		
Bench/ pool deck/ assorted step – Plain	-	-
Supplement for patterned tile band on steps	-	-
Bench/ pool deck/ assorted step – Patterned	-	-
With non-slip treads and risers		
Bench/ pool deck/ assorted step – Plain*	-	-
Supplement for patterned tile band on steps	-	-

## AUTOMATIC COVER PITS

Families 6210 & 6310



### If a BWT beam is used

To ensure compliance with the French standard NF P 90-308, the distance between the top of the pool wall and the top of the pit wall must be 210 mm.

### If a beam other than a BWT beam is used

Make sure that the distance between the bottom of the beam and the top of the pit wall is not greater than 150 mm.

Pool width	Width less than 4.10 m	Width greater than 4.10 m
Liner type	Price exVAT	Price exVAT
Superliner V2F 0.85 mm		
Automatic cover pit – Plain	-	-
Supplement, patterned tile band on cover pit	-	-
Automatic cover pit – Patterned	-	-
Aqualiner 0.75 mm		
Automatic cover pit – Plain	-	-
Supplement, patterned tile band on cover pit	-	-
Automatic cover pit – Patterned	-	-

**+** The corner formed by the pool walls and pool base within the cover pit are sharp 90° corners.

## AUTOMATIC COVER EXTENSION

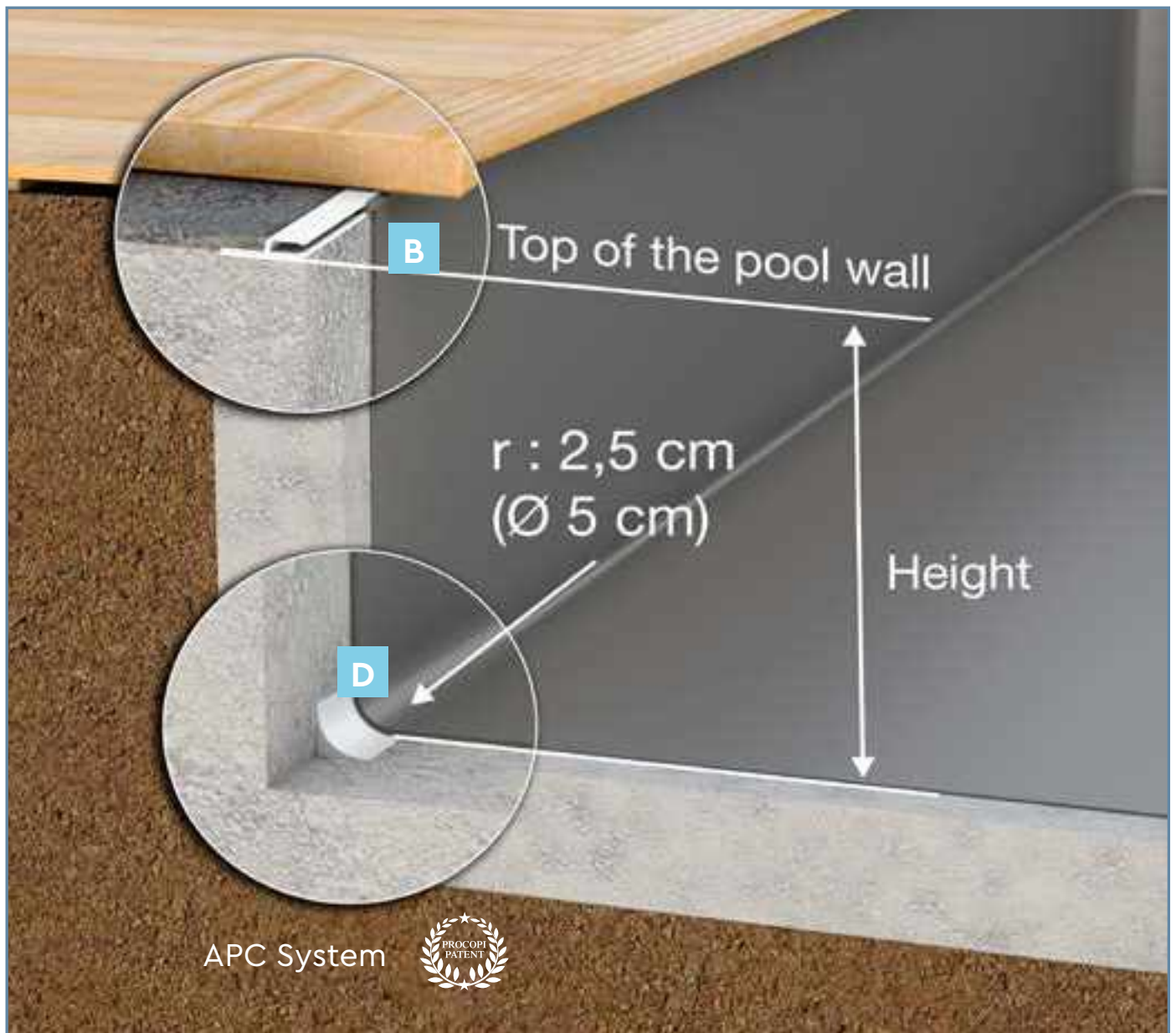
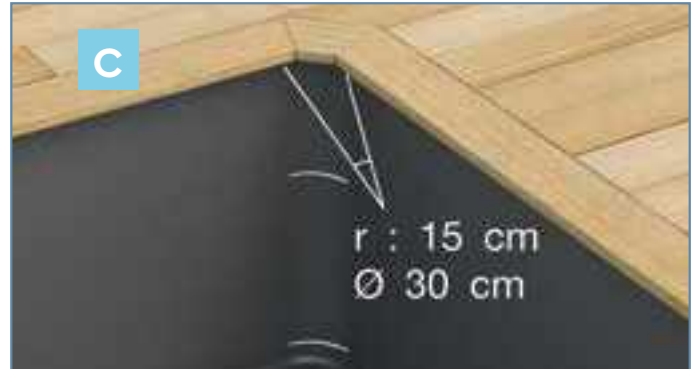
Families 6210 & 6310



Pool width	Width less than or equal to 4.10 m	Width greater than 4.10 m
Liner type	Price exVAT	Price exVAT
Superliner V2F 0.85 mm		
Automatic cover extension – Plain	-	-
Supplement, patterned tile band on extension	-	-
Automatic cover extension – Patterned	-	-
Aqualiner 0.75 mm		
Automatic cover extension – Plain	-	-
Supplement, patterned tile band on extension	-	-
Automatic cover extension – Patterned	-	-

TAKING MEASUREMENTS

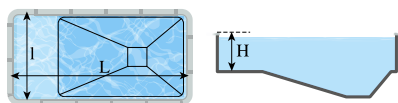
- IMPORTANT:
- A Dimensions indicated on standard liner diagrams correspond to the interior pool dimensions in meters
  - B The heights are calculated from the top of the pool wall
  - C The 4 vertical corners have a diameter of 30 cm, constant over the entire height
  - D The horizontal corners are rounded with a diameter of 5 cm



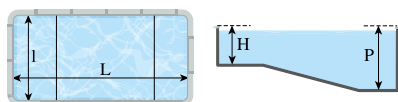
LINERS

# SURFACE AREA CALCULATIONS

## LINER WITH DIVING PIT



Wedge base		
Pool base surface area	Pool wall surface area	Total surface area
$L \times W \times 1.30 = S1$	$(L + W) \times 2 \times H = S2$	$S1 + S2 = S$

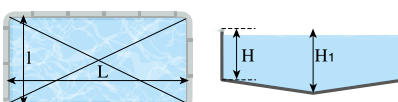


Sloped base		
Pool base surface area	Pool wall surface area	Total surface area
$L \times W = S1$	$(L + W) \times 2 \times \frac{(H + D)}{2} = S2$	$S1 + S2 = S$

Note: 1.30 is an empirical coefficient needed to calculate the total net surface area of the pool base.

## LINER WITH CURVED BASE

NOTE: If the difference between the measurements H1 and H is less than 40 cm, the coefficient 1.3 may be left out of the pool base surface area calculation.



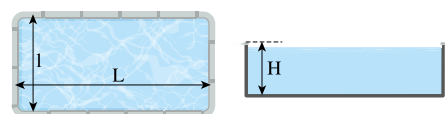
Curved base		
Pool base surface area	Pool wall surface area	Total surface area
$L \times W \times 1.30 = S1$	$(L + W) \times 2 \times H = S2$	$S1 + S2 = S$



Round with conical edge		
Pool base surface area	Pool wall surface area	Total surface area
$D \times D \times 1.30 = S1$	$3.14 \times D \times H = S2$	$S1 + S2 = S$

Note: 1.30 is an empirical coefficient needed to calculate the total net surface area of the pool base.

## LINER WITH A FLAT BASE



Standard shaped base		
Pool base surface area	Pool wall surface area	Total surface area
$L \times W = S1$	$(L + W) \times 2 \times H = S2$	$S1 + S2 = S$



Round, flat bottom		
Pool base surface area	Pool wall surface area	Total surface area
$D \times D = S1$	$3.14 \times D \times H = S2$	$S1 + S2 = S$

## LINER WITH STEP OR COVER PIT

If your pool features steps or a cover pit, proceed as follows:

- Calculate the surface area and the price of the liner as indicated on pages 115–116,
- Add the price of the steps or the cover pit, provided on pages 108–111 to the price of the liner.

**+** Use Aquasoft to calculate the price of your liner and place your orders.

**Calculate the price of your non-standard membrane yourself**



**SURFACE AREA AND PRICE CALCULATION**

Liners are invoiced according to a price per m<sup>2</sup> (see opposite) applied to an invoiceable surface area. The invoiceable surface area is calculated by multiplying the total surface area by a complexity coefficient.

The various pool shapes are defined below, bear in mind that stairs, cover pits and extensions are not taken into account when assessing the pool shape.

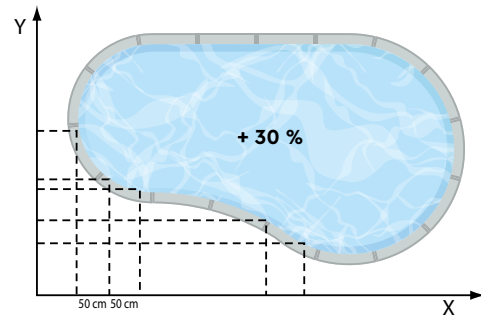


Preview designs, generate quotes, place orders with the Aquasoft liner application

SIMPLE SHAPE	FREE FORM WITH A TRIANGULATION DIAGRAM
--------------	--

A simple shape is a symmetrical, geometric shape that does not include angles or re-entrant sides. Rectangular, square, polygon, round and oval shapes are all considered to be simple shapes.

A surcharge of 30% is applied to the total net surface area of free-form pools if the pool's triangulation diagram is provided.



<p>Price of a simple liner shape = <math>TNSA \cdot \text{price per m}^2</math></p>	<p>Price, free form liner with triangulation diagram = <math>(TNSA \cdot 1.30) \times \text{price per m}^2</math></p>
---	---

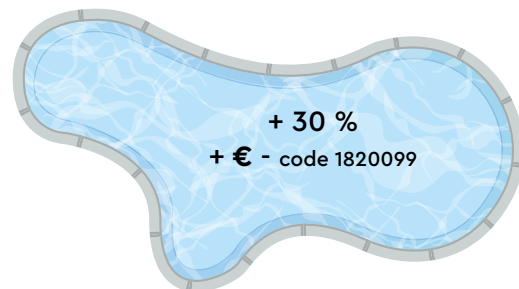
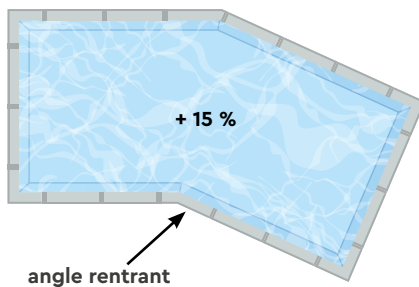
• TNSA = Total Net Surface Area

• TNSA = Total Net Surface Area

COMPLEX SHAPE	FREE-FORM WITH TEMPLATE
---------------	-------------------------

A complex shape is a geometric shape that may feature corners or dog legs, but that may be traced using a ruler and a compass, without any need for triangulation (point coordinates). A surcharge of 15% is applied to the total net surface area of complex shaped pools.

If a template is provided for a free-form pool, a surcharge of 30% plus a fixed sum of € 685,00 before tax is applied. This surcharge corresponds to the cost of dimensioning the template and drawing up the triangulation diagram.



<p>Liner price for complex shapes = <math>(TNSA \cdot 1.15) \times \text{price per m}^2</math></p>	<p>Price of a free form liner with template = <math>(TNSA \cdot 1.30) \times \text{price per m}^2 + € 802.00</math></p>
--	---

• TNSA = Total Net Surface Area

• TNSA = Total Net Surface Area

**LINER LESS THAN 60 M<sup>2</sup>**

If the surface area is less than 60 m<sup>2</sup>, a surcharge of 10% is applied to the total net surface area of the Aqualiner 0.75 mm or Superliner V2F 0.85 mm.



Price of a liner < 60 m<sup>2</sup> :  $(TNSA \cdot 1.10) \times \text{price per m}^2$

• TNSA = Total Net Surface Area

LINERS

## LINER LOCKING TRACK

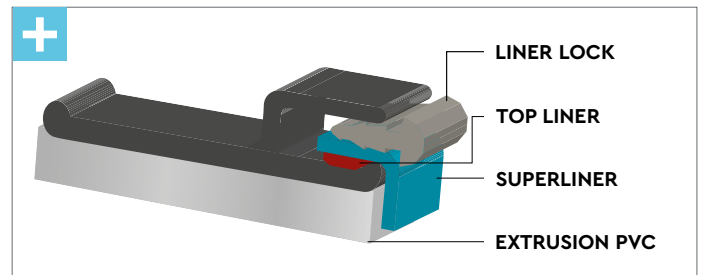
Family 6450

	Description		Code	Price exVAT	Code	Price exVAT
Hung liner track, width 50 mm			PVC		alu	
	Hung liner track; straight, 50 mm, length 2 m	per m	1820100	-	1820400	-
Free-form Hung liner track			PVC		alu	
	Hung liner track, 50 mm, free form, length 2 m	per m	1820300	-	-	-



### Hung liner track aluminium sub-coping

- Thickness 2 mm for greater rigidity
- Guide groove to facilitate centering and drilling
- The upper tab holds linerlock retaining strip in position
- Small footprint, 14.8 mm



## LINERLOCK HUNG LINER LOCKING TRACK

Family 6450



### Linerlock Hung, 17 mm:

This retaining strip features a section that can be positioned to cover either the coping joint or the membrane weld.

### Linerlock Hung, 6 mm:

This strip is mainly used to retain the membrane in the Hung liner track. It is also compatible with the Ceramica System.

	Description		Code	Price exVAT	Code	Price exVAT
			17 mm		6 mm	
<b>White</b>	Linerlock Hung	per 50 m	1820920	-	1820950	-
<b>Light blue</b>	Linerlock Hung	per 50 m	1820921	-	1820951	-
<b>Grey blue</b>	Linerlock Hung	per 50 m	1820930	-	1820960	-
<b>Dark blue</b>	Linerlock Hung	per 50 m	1820922	-	1820952	-
<b>Mint</b>	Linerlock Hung	per 50 m	1820931	-	1820961	-
<b>Clay</b>	Linerlock Hung	per 50 m	1820935	-	1820965	-
<b>Beige</b>	Linerlock Hung	per 50 m	1820925	-	1820955	-
<b>Taupe</b>	Linerlock Hung	per 50 m	1820932	-	1820962	-
<b>Grey</b>	Linerlock Hung	per 50 m	1820928	-	1820958	-
<b>Anthracite grey</b>	Linerlock Hung	per 50 m	1820926	-	1820956	-
<b>Black</b>	Linerlock Hung	per 50 m	1820929	-	1820959	-

## General information

### Guarantee:

Superliner V2F and Aqualiner liners are delivered with detailed guarantee conditions and operating instructions specific to each product.

The guarantees are also indicated by means of pictograms on the previous pages.

The guarantee conditions and instructions for use concerning Superliner V2F 0.85 mm liners and Aqualiner are also available on our Internet site.

### Delivery :

All the Superliner V2F 0.85 mm and Aqualiner 0.75 mm liners are delivered:

- In a protective carrying sack, that protects the liner during transport and handling,
- With a sachet of 16 wooden half pegs, to facilitate fitting of the liner.



### Felt underlay:

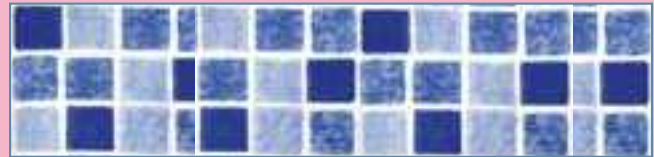
In the event that the pool is fitted with underlay, the French standard AFNOR NF T 54 802 stipulates that:

- The underlay (Biotex) must be impregnated with a biocide
- The glue used (Biocol) to lay the underlay must be a vinyl glue treated with a biocide
- Fixing of the underlay with coloured adhesive tape is strictly prohibited.



### Pattern continuity:

In the case of patterned liners, or liners with a tile band, featuring a repeating pattern, the French standard AFNOR NF T 54 802 states that it is impossible to guarantee the continuity of the pattern. See the examples below.



Dark colours (notably black) are more susceptible to high concentrations of oxidising agents.

## BIOCOL GLUE

Family 6450

**BIOCOL** : Special Biotex glue that contains a bactericide. (30% dry extract without chalk or starch).



1



2



3



4

GLUE COMPARISON TABLE

for floor underlay	for wall underlay	for wall underlay	for wall underlay
anti bacterial glue	anti bacterial glue	x	x
x	Strong adherence to vertical surfaces	Rapid curing Fine glue particles Excellent coverage	Rapid assembly Even bonding High tack
x	compatible with concrete	compatible with concrete	compatible with concrete
x	compatible with polystyrene	compatible with polystyrene	compatible with polystyrene
x	x	compatible with plastic	compatible with plastic
SURFACE COVERAGE IN M <sup>2</sup>			
Between 20 and 50 m <sup>2</sup> depending on the support	Between 200 and 300 g/m <sup>2</sup> depending on the support	Between 200 and 300 g/m <sup>2</sup> depending on the support	Approximately 25 m <sup>2</sup>

Code	Description	Price exVAT
	Anti-bacterial, underlay glue	
1	1822100 Metallic pot of Biocol glue, 5 kg	per unit -
	1822100 <b>Metallic pot of Biocol glue, 5 kg</b>	<b>Box of 2, per unit -</b>
	1822100 <b>Metallic pot of Biocol glue, 5 kg</b>	<b>6 boxes of 2, per unit -</b>
	Glue for felt underlay	
	Ultra-fine glue spray for underlay (compatible with liner and membranes)	
3	1822150 Glue spray, ultra-fine mist, 500 ml, for underlay	-
	1822150 <b>Glue spray, ultra-fine mist, 500 ml, for underlay</b>	<b>Box of 12, per unit -</b>
	Glue spray with adjustable nozzle (compatible with liner and membranes)	
4	1822160 Glue spray, adjustable jet, 500 ml, for underlay	-
	1822160 <b>Glue spray, adjustable jet, 500 ml, for underlay</b>	<b>Box of 12, per unit -</b>



## BWT BIOTEX UNDERLAY

Family 6450

## Description

- Non-woven 100%polyolefine fibres (Biotex 200 & 350)
- Polyester (Biotex 550)
- Heat bonded and mechanically bonded by needle punching
- Colour: white or grey

## General properties

- Recyclable
- Hypoallergenic, does not cause irritation during installation
- Rot-proof
- Permanent anti-bacterial treatment (integrated into the polymer)
- Class I according to the Ökotex standard 100
- Respectful of the environment

## Numerous advantages

- Protects the liner against irregularities of the pool floor and walls
- Hard wearing, supple, enhances comfort
- Prevents the formation of creases when laying the liner
- Excellent puncture resistance, withstands and corrects rough patches in the concrete
- Easy to cut
- Excellent stability for edge to edge fitting
- Better resistance to chemical attack from masonry and concrete



Code	Description		Price exVAT per roll
<b>BWT Biotex 200 antibacterial underlay</b>			
1821650	Biotex 200 40m <sup>2</sup> , 20 m roll x 2m wide		-
1821650	Biotex 200 40m <sup>2</sup> , 20 m roll x 2m wide	8 rolls, per m <sup>2</sup>	-
1821650	Biotex 200 40m <sup>2</sup> , 20 m roll x 2m wide	16 rolls, per m <sup>2</sup>	-
1821660	Biotex 200 60m <sup>2</sup> , 30 m roll x 2m wide		-
1821660	Biotex 200 60m <sup>2</sup> , 30 m roll x 2m wide	4 rolls, per m <sup>2</sup>	-
1821660	Biotex 200 60m <sup>2</sup> , 30 m roll x 2m wide	9 rolls, per m <sup>2</sup>	-
1821670	Biotex 200 100m <sup>2</sup> , 50 m roll x 2m wide		-
1821670	Biotex 200 100m <sup>2</sup> , 50 m roll x 2m wide	4 rolls, per m <sup>2</sup>	-
1821670	Biotex 200 100m <sup>2</sup> , 50 m roll x 2m wide	9 rolls, per m <sup>2</sup>	-

Code	Description		Price exVAT per roll
<b>BWT Biotex 550 antibacterial underlay</b>			
1821860	Biotex 550 60m <sup>2</sup> , roll 40 m long x 1.5 m wide		-
1821860	Biotex 550 60m <sup>2</sup> , roll 40 m long x 1.5 m wide	6 rolls, per m <sup>2</sup>	-
1821860	Biotex 550 60m <sup>2</sup> , roll 40 m long x 1.5 m wide	12 rolls, per m <sup>2</sup>	-
1821870	Biotex 550 80m <sup>2</sup> , roll 40 m long x 2 m wide		-
1821870	Biotex 550 80m <sup>2</sup> , roll 40 m long x 2 m wide	6 rolls, per m <sup>2</sup>	-
1821870	Biotex 550 80m <sup>2</sup> , roll 40 m long x 2 m wide	12 rolls, per m <sup>2</sup>	-

# 07

# REINFORCED MEMBRANES

**Complies with the following standards:**

Standard NF EN 15836-1 August 2010 : PVC-P membrane for in-ground pools – Homogeneous membranes, thickness greater than or equal to 0.75 mm.

Standard NF EN 15836-2 August 2010 : PVC-P membrane for in-ground pools – Reinforced membranes, thickness greater than or equal to 1.50 mm.

Standard NF T54-802 April 2010 : Guide to laying, replacement, use and maintenance of a liner (Previously DTP N°3).

Standard NF T54-804 February 2008 : Guide to laying, replacement, use and maintenance of a reinforced membrane (Previously DTP N°3).



- 122** REINFORCED MEMBRANES - COMPARISON
- 124** REINFORCED MEMBRANES, 1 VARNISHED SURFACE
- 128** REINFORCED MEMBRANES, UNVARNISHED
- 130** REINFORCED MEMBRANES, PATTERNED
- 132** REINFORCED MEMBRANES, 3D
- 135** WATERPROOFING MEMBRANE ACCESSORIES



# REINFORCED MEMBRANES - COMPARISON

## REINFORCED MEMBRANE VARNISHED ON 1 SURFACE

### BWT Initiale V1F




## REINFORCED MEMBRANE VARNISHED ON 1 SURFACE

### Alkorplan 2000



## UNVARNISHED REINFORCED MEMBRANE

### Alkorplan 1000




## PATTERNED REINFORCED MEMBRANE

### PF4000




3D REINFORCED MEMBRANE

Alkorplan 3D Touch & Vogue



3D REINFORCED MEMBRANE

Aquasense



REINFORCED MEMBRANES

## Services tailored to the waterproofing industry:

25.20 × 1.65 rolls are invoiced on a basis of 41 m<sup>2</sup> (-1.4 %)

Storage and pick-up of your order in a Procopi BWT Group agency.

Layout studies by our design office.

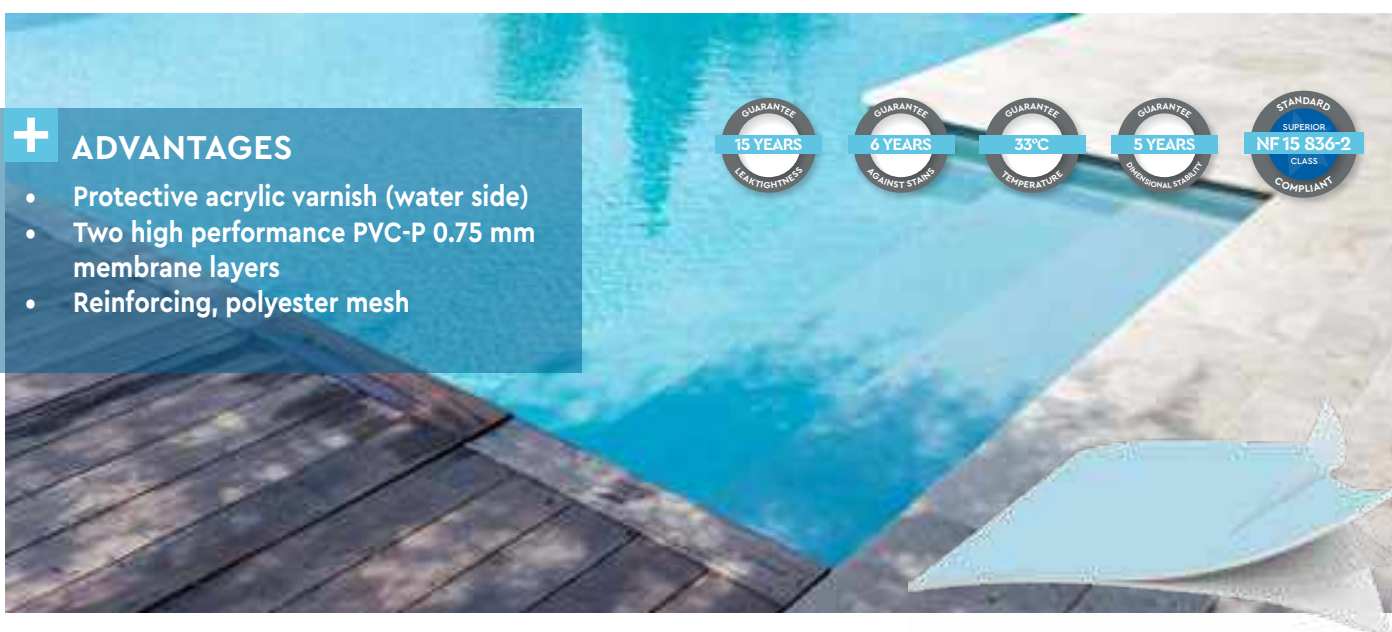
m<sup>2</sup> cut-out of non-slip and 3D waterproofing membranes.

Delivered on pallets holding a range of colours.

Technical assistance.



## REINFORCED MEMBRANE - 1 VARNISHED SURFACE | BWT Initiale V1F



### + ADVANTAGES

- Protective acrylic varnish (water side)
- Two high performance PVC-P 0.75 mm membrane layers
- Reinforcing, polyester mesh

### TECHNICAL DATA AND PERFORMANCE DATA

By evaluating the needs of professionals and end users in the context of 35 years of experience, Procopi BWT Group has developed a new generation of attractive, high performance membranes.

BWT Initiale V1F membranes comply with the AFNOR NF T 54 804 and NF 15836-2 standard, and the REACH (EC 1907/2006) directive:

#### Protective varnish on one surface:

A layer of acrylic varnish applied to the side in contact with the water:

- Facilitates cleaning of the membrane, notably the water line.
- Enhances the protection of pigments against UV radiation.
- Slows discolouration of the membrane.
- Protects the membrane against abrasion and scratching.
- A fungicide impregnated into the membrane, protects the membrane against the growth of algae, bacteria and micro-organisms.

#### Polyester mesh:

- Sandwiched between two 0.75 mm membranes, it increases the membrane's resistance to tearing, deformation and delamination.
- Optimises dimensional stability.

#### Withstands water temperatures up to 33°C.

#### A wide range of colours and patterns:

- 6 plain colours
- 12 patterns, of which 3 PF4000 patterns and 9 Aquasense patterns.

Plain colours match our pool fittings and our automatic covers.

**Outstanding guarantees (see below), the logical outcome of the exceptional qualities of the 0.75 mm PVC-P sheets used to manufacture 1.50mm reinforced membranes.**

### GUARANTEES

Guarantees offered on the standard and non-slip 1.50 mm reinforced membranes are reserved exclusively to Procopi BWT Group's professional clients. They apply to all standard and non-slip 1.50 mm reinforced membranes delivered after February 1st 2018. Guarantees covering 1.50 mm reinforced membranes implies the professional client's acceptance of the provisions and recommendations set out in the following documents:

- French standard NF EN 15836-2, dated August 2010
- French standard NF T 54-804, dated February 2008
- The document "Use and maintenance of PVC-P membranes", issued by Procopi BWT Group.

## THE COLOURS - BWT INITIALE V1F - PLAIN AND NON-SLIP

Family 6500



**White**



**Beige**



**Light blue**



**Dark blue**



**Grey**



**Anthracite grey**

### BWT INITIALE V1F PLAIN - 1.65 M

Family 6500

Width 1.65 m: delivered in 25 m rolls (41.25 m<sup>2</sup>) or pallet of 8 rolls (328 m<sup>2</sup>).

Code	Description	Price per m <sup>2</sup> , pallet delivery	Price per m <sup>2</sup> , roll delivery
125254533	BWT Initiale V1F Plain – White	per m <sup>2</sup>	-
125254535	BWT Initiale V1F Plain – Beige	per m <sup>2</sup>	-
125254537	BWT Initiale V1F Plain – Light blue	per m <sup>2</sup>	-
125254543	BWT Initiale V1F Plain – Dark blue	per m <sup>2</sup>	-
125254539	BWT Initiale V1F Plain – Light grey	per m <sup>2</sup>	-
125254541	BWT Initiale V1F Plain – Anthracite grey	per m <sup>2</sup>	-

▲ A pallet of BWT Initiale V1F 1.65 m may be loaded with 8 different plain coloured rolls (white, beige, grey, etc.), roll width must be identical.

### BWT INITIALE V1F PLAIN - 2.05 M

Family 6510

Width 1.65 m: delivered in 25 m rolls (51 m<sup>2</sup>) or pallet of 8 rolls (408 m<sup>2</sup>).

Code	Description	Price per m <sup>2</sup> , pallet delivery	Price per m <sup>2</sup> , roll delivery
125254534	BWT Initiale V1F Plain – White	per m <sup>2</sup>	-
125254536	BWT Initiale V1F Plain – Beige	per m <sup>2</sup>	-
125254538	BWT Initiale V1F Plain – Light blue	per m <sup>2</sup>	-
125254544	BWT Initiale V1F Plain – Dark blue	per m <sup>2</sup>	-
125254540	BWT Initiale V1F Plain – Light grey	per m <sup>2</sup>	-
125254542	BWT Initiale V1F Plain – Anthracite grey	per m <sup>2</sup>	-

▲ A pallet of BWT Initiale V1F 2.05 m may be loaded with 8 different plain coloured rolls (white, beige, grey, etc.), roll width must be identical.

### BWT INITIALE V1F PLAIN - NON-SLIP - 1.65 M

Family 6500

Width 1.65 m: delivered in 20 m rolls (33 m<sup>2</sup>) or pallet of 8 rolls (264 m<sup>2</sup>) or per m<sup>2</sup>.

Code	Description	Price per m <sup>2</sup> , pallet delivery	Price per m <sup>2</sup> , roll delivery	per m <sup>2</sup>
125254547	BWT Initiale V1F Plain, non-slip – White	per m <sup>2</sup>	-	-
125254548	BWT Initiale V1F Plain, non-slip – Beige	per m <sup>2</sup>	-	-
125254549	BWT Initiale V1F Plain, non-slip – Light blue	per m <sup>2</sup>	-	-
125254552	BWT Initiale V1F Plain, non-slip – Dark blue	per m <sup>2</sup>	-	-
125254550	BWT Initiale V1F Plain, non-slip – Light grey	per m <sup>2</sup>	-	-
125254551	BWT Initiale V1F Plain, non-slip – Anthracite grey	per m <sup>2</sup>	-	-

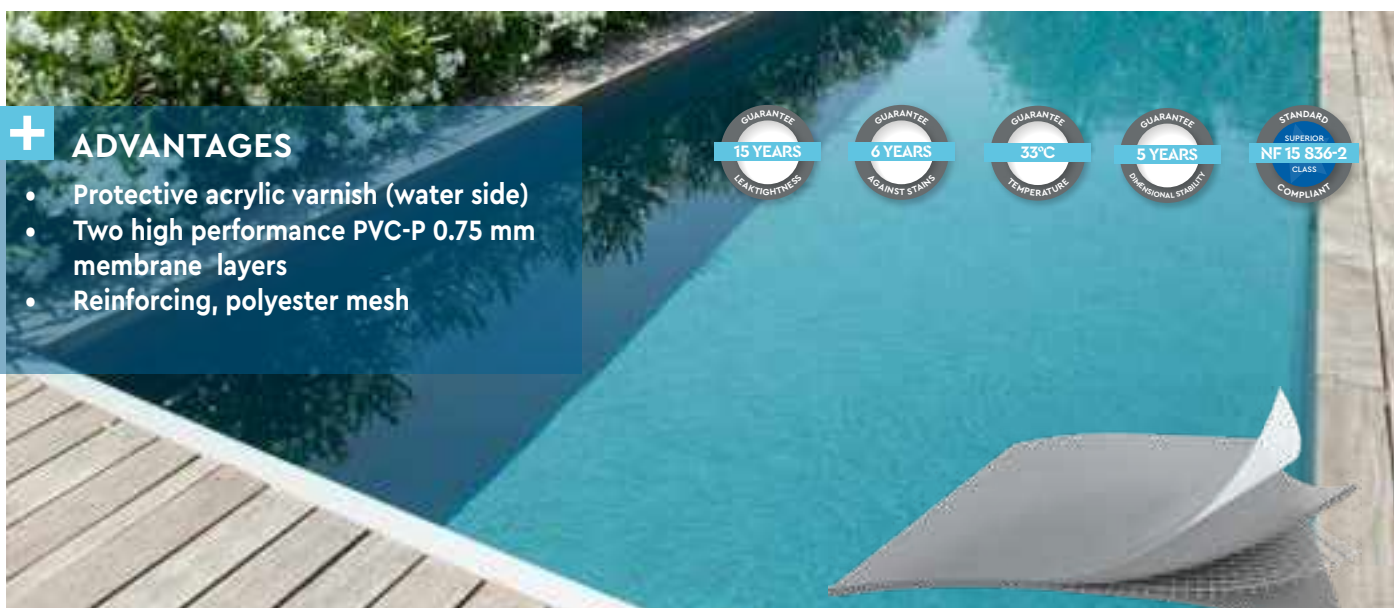
▲ A pallet of BWT Initiale V1F non-slip may be loaded with 7 different plain coloured rolls (white, beige, grey, etc.), roll width must be identical.

### LIQUID PVC - BWT INITIALE V1F

Family 6500

Code	Description	Price box of 6	Unit price
125254554	Liquid PVC – White	1 L pot	-
125254555	Liquid PVC – Beige	1 L pot	-
125254556	Liquid PVC – Light blue	1 L pot	-
125254559	Liquid PVC – Dark blue	1 L pot	-
125254557	Liquid PVC – Light grey	1 L pot	-
125254558	Liquid PVC – Anthracite grey	1 L pot	-

## REINFORCED MEMBRANE - 1 VARNISHED SURFACE | Alkorplan 2000



### + ADVANTAGES

- Protective acrylic varnish (water side)
- Two high performance PVC-P 0.75 mm membrane layers
- Reinforcing, polyester mesh

### TECHNICAL DATA AND PERFORMANCE DATA

Alkorplan 2000 – 3000 and 3D Touch membranes are manufactured by RENOLIT.

All Alkorplan 2000 – 3000 and 3D Touch membranes comply with the French standards AFNOR N F T 54 804 and

NF 15836-2, as well as the REACH directive (EC 1907/2006).

Layer of varnish 8 microns thick, applied to the water side.

- Facilitates cleaning of the membrane, notably the water line.
- Enhances the protection of pigments against UV radiation.
- Slows discolouration of the membrane.
- Protects the membrane against abrasion and scratching.

**A polyester mesh is sandwiched between two 0.75 mm provides excellent resistance to tearing, deformation and delamination.**

**A fungicide impregnated into the membrane provides protection against the growth of algae, bacteria and micro-organisms.**

**Withstands water temperatures up to 33°C**

**Excellent dimensional stability**

**A wide range of colours and patterns:**

- 7 plain colours.
- 10 patterns; 7 3D Touch patterns, 3 3D Vogue

Plain colours match our pool fittings and our automatic covers.

**Outstanding guarantees (see below), the logical outcome of the exceptional qualities of the 0.75 mm PVC-P sheets used to manufacture 1.50mm 2000, 3000 and 3D Touch reinforced membranes.**

### GUARANTEES

Guarantees offered on the 2000, 3000 and 3D Touch reinforced membranes are reserved exclusively to Procopi BWT Group's professional clients. They apply to all standard and non-slip 1.50 mm reinforced membranes delivered after February 1st 2018. Guarantees covering 2000, 3000 and 3D touch reinforced membranes implies the professional client's acceptance of the provisions and recommendations set out in the following documents:

- French standard NF EN 15836-2, dated August 2010
- French standard N F T 54-804, dated February 2008
- The document "Use and maintenance of PVC-P membranes", issued by the Procopi BWT Group.

+ Procopi BWT Group's Design Office can draw up a layout plan to optimise the use of materials and choose the best locations for the welds.



## THE GUARANTEES OFFERED BY PROCOPI BWT GROUP

Guarantees covering Alkorplan 2000 membranes were modified as of the 1st of February 2016.

Under the terms of these guarantees the installer is now reimbursed a fixed sum to compensate labour, call-out fees, water and chlorinated water treatment products under the following circumstances:


- Replacement of the Alkorplan 2000 membrane, within the scope of a guarantee claim,
- A defect in the Alkorplan 2000 membrane, observed during installation.

The guarantees also cover labour costs associated with the presence of an automated cover and/or steps.

**CAUTION:** Anthracite grey and black are more sensitive to high concentrations of oxydising water treatment chemicals, incorrect pH balancing and deposition of limescale

The Redox potential (oxidation reduction potential) of the pool water has a significant impact on the ability of standard Alkorplan membranes to hold their colour over time. The Redox potential will vary depending on the type of Chlorine used (Stabilised or non-stabilised), the pH value of the pool water and the concentration of Isocyanuric Acid in the pool. In order to protect the pigments in the waterproofing membrane, the Redox potential should not be allowed to rise above 750 mV for sustained periods of time.

**+** 25.20 m x 1.65 m rolls are invoiced on a basis of 41 m<sup>2</sup>. 25.20 m x 2.05 m rolls are invoiced on a basis of 51 m<sup>2</sup>.



White

Beige

Caribbean green

Light blue

Dark blue

Grey

Anthracite grey

### ALKORPLAN 2000 - PLAIN - 1.65 M

Family 6430

Width 1.65 m: delivered in 25 m rolls (41m<sup>2</sup>) or pallet of 8 rolls (328 m<sup>2</sup>).

Code	Description	Price per m <sup>2</sup> , pallet delivery	Price per m <sup>2</sup> , roll delivery
1810010	Alkorplan 2000 – Light blue	per m <sup>2</sup>	-
1810020	Alkorplan 2000 – Dark blue	per m <sup>2</sup>	-
1810030	Alkorplan 2000 – White	per m <sup>2</sup>	-
1810040	Alkorplan 2000 – Caribbean green	per m <sup>2</sup>	-
1810050	Alkorplan 2000 – Beige	per m <sup>2</sup>	-
1810080	Alkorplan 2000 – Light grey	per m <sup>2</sup>	-
1810210	Alkorplan 2000 – Anthracite grey	per m <sup>2</sup>	-

▲ A pallet of Alkorplan 2000 may be loaded with 8 different plain coloured rolls (light blue, beige, grey, etc.), roll width must be identical.

### ALKORPLAN 2000 - PLAIN - 2.05 M

Family 6430

Width 2.05 m: delivered in 25 m rolls (51 m<sup>2</sup>), pallet of 8 rolls (408 m<sup>2</sup>).

Code	Description	Price per m <sup>2</sup> , pallet delivery	Price per m <sup>2</sup> , roll delivery
1810012	Alkorplan 2000 – Light blue	per m <sup>2</sup>	-
1810022	Alkorplan 2000 – Dark blue	per m <sup>2</sup>	-
1810032	Alkorplan 2000 – White	per m <sup>2</sup>	-
1810042	Alkorplan 2000 – Caribbean green	per m <sup>2</sup>	-
1810052	Alkorplan 2000 – Beige	per m <sup>2</sup>	-
1810082	Alkorplan 2000 – Light grey	per m <sup>2</sup>	-
1810212	Alkorplan 2000 – Anthracite grey	per m <sup>2</sup>	-

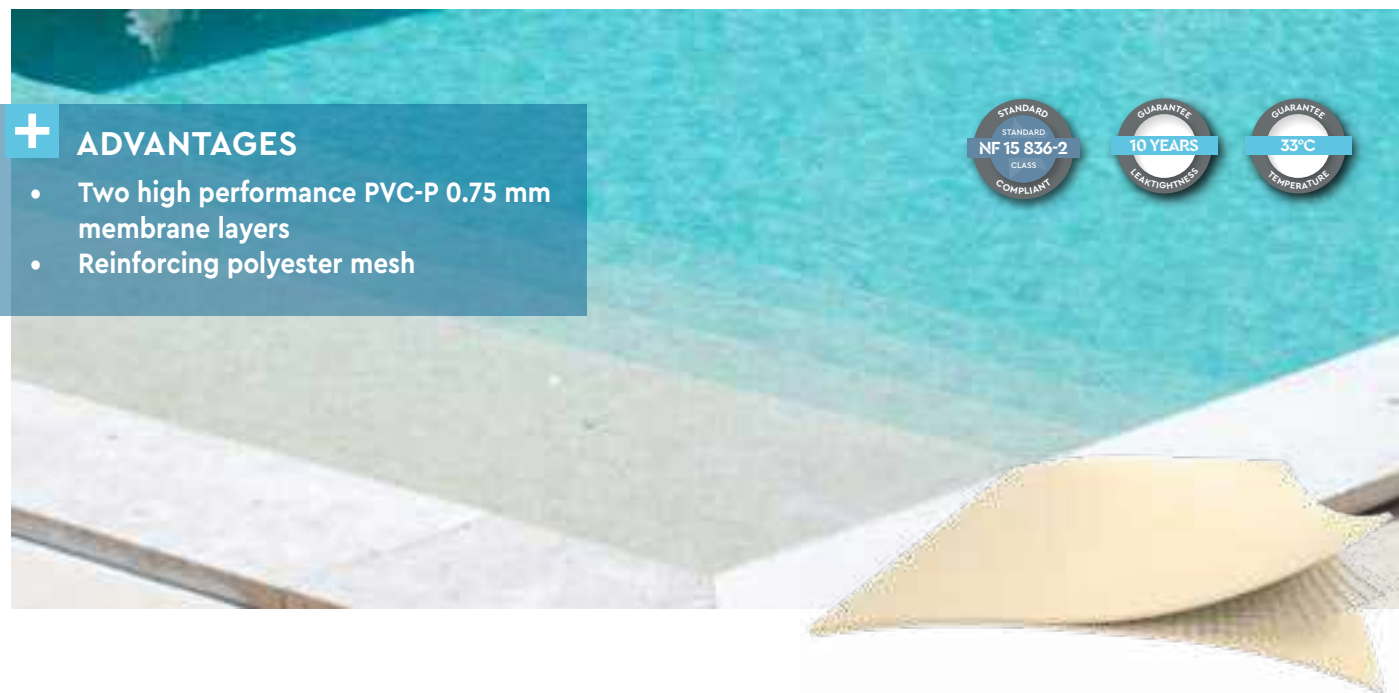
▲ A pallet of Alkorplan 2000 may be loaded with 8 different plain coloured rolls (light blue, beige, grey, etc.), roll width must be identical.

## REINFORCED MEMBRANE - UNVARNISHED | Alkorplan 1000

Family 6400

### + ADVANTAGES

- Two high performance PVC-P 0.75 mm membrane layers
- Reinforcing polyester mesh



### TECHNICAL DATA AND PERFORMANCE DATA

Alkorplan Standard and Non-slip membranes are manufactured by RENOLIT.

All Alkorplan Standard and Non-slip membranes comply with the French standards AFNOR NFT 54 804 and NF 15836-2, as well as the REACH directive (EC 1907/2006).

Non-slip reinforced membranes meet the requirements for class C Classification as set out in the European standard EN 15288-1 governing pool safety. Tests were performed by the SFV laboratory in accordance with the test protocol DIN 51 097.

**A fungicide impregnated into the membrane, protects the membrane against the growth of algae, bacteria and micro-organisms.**

**Withstands water temperatures up to 33°C**

**Good dimensional stability**

**A wide range of colours and patterns:**

- 5 plain colours.
- 7 plain colours for non-slip membranes

Plain colours match our pool fittings and our automatic covers.

**The guarantees offered (see below) are the logical outcome of the exceptional qualities of the 0.75 mm PVC-P sheets used to manufacture 1.50mm standard and non-slip reinforced membranes.**

### GUARANTEES

Guarantees offered on the standard and non-slip 1.50 mm reinforced membranes are reserved exclusively to Procopi BWT Group's professional clients. They apply to all standard and non-slip 1.50 mm reinforced membranes delivered after February 1st 2018. Guarantees covering standard and non-slip 1.50 mm reinforced membranes implies the professional client's acceptance of the provisions and recommendations set out in the following documents:

- French standard NF EN 15836-2, dated August 2010
- French standard NFT 54-804, dated February 2008
- The document "Use and maintenance of PVC-P membranes", issued by Procopi BWT Group.

**+ Procopi BWT Group's Design Office can draw up a layout plan to optimise the use of materials and choose the best locations for the welds.**

REINFORCED MEMBRANE - UNVARNISHED | Alkorplan 1000

Family 6400



White



Beige



Light blue



Dark blue



Grey

ALKORPLAN 1000 - PLAIN - 1.65 M

Family 6400

Width 1.65 m: delivered in 25 m rolls (41m<sup>2</sup>) or pallet of 8 rolls (328 m<sup>2</sup>).

Code	Description	Price per m <sup>2</sup> , pallet delivery	Price per m <sup>2</sup> , roll delivery
1802010	Alkorplan 1000 – Light blue per m <sup>2</sup>	-	-
1802020	Alkorplan 1000 – Dark blue per m <sup>2</sup>	-	-
1802030	Alkorplan 1000 – White per m <sup>2</sup>	-	-
1802050	Alkorplan 1000 – Beige per m <sup>2</sup>	-	-
1802060	Alkorplan 1000 – Grey per m <sup>2</sup>	-	-

▲ A pallet of Alkorplan 1000 may be loaded with 8 different plain coloured rolls (light blue, beige, grey, etc.), roll width must be identical.

LIQUID PVC - ALKORPLAN 1000 & 2000

Family 6460

Code	Description	Price
1824110	Alkorplan liquid PVC – Light blue 0.9 kg pot	-
1824120	Alkorplan liquid PVC – Marine blue/ Dark blue 0.9 kg pot	-
1824130	Alkorplan liquid PVC – White 0.9 kg pot	-
1824140	Alkorplan liquid PVC – Caribbean green 0.9 kg pot	-
1824150	Alkorplan liquid PVC – Beige 0.9 kg pot	-
1824180	Alkorplan liquid PVC – Grey 0.9 kg pot	-
1824186	Alkorplan liquid PVC – Anthracite grey 0.75 kg pot	-


**NEW  
IN  
2022**

ALKORPLAN 2000 NON-SLIP - 1.8 MM - PLAIN - 1.65 M

Family 6400



White



Beige




Light blue




Dark blue



Caribbean green



Grey



Anthracite grey

Width 1.65 m: delivered per m<sup>2</sup>, per 25 metre roll (41m<sup>2</sup>) or per pallet of 8 rolls (330 m<sup>2</sup>).

Code	Description	Price per m <sup>2</sup> , pallet delivery*	Price per m <sup>2</sup> , roll delivery	Price per m <sup>2</sup>
1804015	Alkorplan 2000 non-slip – Light blue per m <sup>2</sup>	-	-	-
1804025	Alkorplan 2000 non-slip – Dark blue per m <sup>2</sup>	-	-	-
1804035	Alkorplan 2000 non-slip – White per m <sup>2</sup>	-	-	-
1804045	Alkorplan 2000 non-slip – Caribbean green per m <sup>2</sup>	-	-	-
1804055	Alkorplan 2000 non-slip – Beige per m <sup>2</sup>	-	-	-
1804085	Alkorplan 2000 non-slip – Grey per m <sup>2</sup>	-	-	-
1804215	Alkorplan 2000 non-slip – Anthracite grey per m <sup>2</sup>	-	-	-

▲ A pallet of Alkorplan 2000 may be loaded with 8 different plain coloured rolls (light blue, beige, grey, etc.), roll width must be identical.

## REINFORCED MEMBRANE - PATTERNED | PF4000

### + ADVANTAGES


- Protective acrylic varnish
- Two high performance PVC-P 0.75 mm membrane layers
- Reinforcing polyester mesh



### PATTERNS



Butterfly Pearl



Cyrus Blue



Cyrus Sand

## REINFORCED MEMBRANE - PATTERNED | PF4000



### PF4000 - PATTERNED - 1.65M

Family 6400

Width 1.65 m: delivered in 25 m rolls (41m<sup>2</sup>) or pallet of 8 rolls (328 m<sup>2</sup>).

Code	Description		Price per m <sup>2</sup> , pallet delivery	Price per m <sup>2</sup> , roll delivery
1922110	PF4000 - Butterfly Pearl	per m <sup>2</sup>	-	-
1922070	PF4000 - Cyrus Blue	per m <sup>2</sup>	-	-
1922090	PF4000 - Cyrus Sand	per m <sup>2</sup>	-	-

▲ A pallet of PF4000 membrane may be loaded with 8 differently patterned rolls (Butterfly Pearl, Cyrus Blue, etc.), roll width must be identical.

### PF4000 NON-SLIP - PATTRNED - 1.65M

Family 6530

Width 1.65 m: delivered in 20 m rolls (33m<sup>2</sup>) or pallet of 8 rolls (264 m<sup>2</sup>).

Code	Description		Price per m <sup>2</sup> , pallet delivery	Price per m <sup>2</sup> , roll delivery	Price per m <sup>2</sup>
1924070	PF4000 Non-slip - Cyrus Blue	per m <sup>2</sup>	-	-	-
1924090	PF4000 Non-slip - Cyrus Sand	per m <sup>2</sup>	-	-	-
1924040	PF4000 Non-slip - Disco Pearl#	per m <sup>2</sup>	-	-	-

▲ A pallet of PF4000 membrane non-slip may be loaded with 8 differently patterned rolls (Butterfly Pearl, Cyrus Blue, etc.), roll width must be identical.

### LIQUID PVC - PF4000

Family 6530

Code	Description		Price box of 6	Unit price
1925010	Liquid PVC PF4000 - Transparent	1 L pot	-	-

REINFORCED MEMBRANE - 3D | Alkorplan 3D Touch & Vogue

**+** ADVANTAGES

- 2 mm, the thickest membrane on the market, most hard-wearing, and long lasting membrane available on the market.
- Certified non-slip.



ALKORPLAN 3D TOUCH



Authentic



Elegance



Vanity



Origin



Relax



Sublime



Prestige

ALKORPLAN 3D VOGUE



Urban



Summer



Vintage

## REINFORCED MEMBRANE - 3D | Alkorplan 3D Touch & Vogue



### ALKORPLAN 3D TOUCH - 2.00 MM

Family 6410

Width 1.65 m: delivered in 21 m rolls (35m<sup>2</sup>) or pallet of 4 rolls (140 m<sup>2</sup>) or per m<sup>2</sup>.

Code	Description	Price per m <sup>2</sup> , pallet delivery	Price per m <sup>2</sup> , roll delivery	Price per m <sup>2</sup>
Alkorplan 3D Touch				
1805500	Alkorplan 3D - Touch - 2.00 mm - Authentic	per m <sup>2</sup>	-	-
1805520	Alkorplan 3D - Touch - 2.00mm - Relax	per m <sup>2</sup>	-	-
1805640	Alkorplan 3D - Touch - 2.00 mm - Elegance	per m <sup>2</sup>	-	-
1805600	Alkorplan 3D - Touch - 2.00 mm - Sublime	per m <sup>2</sup>	-	-
1805580	Alkorplan 3D - Touch - 2.00 mm - Vanity	per m <sup>2</sup>	-	-
1805560	Alkorplan 3D - Touch - 2.00 mm - Prestige	per m <sup>2</sup>	-	-
1805620	Alkorplan 3D - Touch - 2.00 mm - Origin	per m <sup>2</sup>	-	-
Alkorplan 3D Vogue				
1804750	Alkorplan 3D Vogue - 2.00 mm - Urban <b>NEW</b>	per m <sup>2</sup>	-	-
1804760	Alkorplan 3D Vogue - 2.00 mm - Vintage <b>NEW</b>	per m <sup>2</sup>	-	-
1804770	Alkorplan 3D Vogue - 2.00 mm - Summer <b>NEW</b>	per m <sup>2</sup>	-	-

▲ A pallet of Alkorplan 3D Touch may be loaded with 4 rolls with any of the patterns listed above.

Code	Description	Price per roll
1827200	Edge to edge weld band, 0.15 × 20 m	per m
<b>1827200</b>	<b>Edge to edge weld band, 0.15 × 20 ml</b>	<b>per 18 rolls, per m</b>
1821450	Alkorplus blue felt 400 g/m <sup>2</sup> , h1.5m x 50 m	-
<b>1821450</b>	<b>Alkorplus blue felt 400 g/m<sup>2</sup>,</b>	<b>per 6 rolls, per m</b>




### LIQUID PVC - ALKORPLAN 3D

Family 6410

Code	Description	Price box of 6	Unit price
1824500	Liquid PVC, Alkorplan 3D - Authentic	0.9 kg pot	-
1824520	Liquid PVC, Alkorplan 3D - Relax	0.9 kg pot	-
1824540	Liquid PVC, Alkorplan 3D - Élegance	0.9 kg pot	-
1824580	Liquid PVC, Alkorplan 3D - Vanity	0.9 kg pot	-
1824600	Liquid PVC, Alkorplan 3D - Sublime	0.9 kg pot	-
1824560	Liquid PVC, Alkorplan 3D - Prestige	0.9 kg pot	-
1824620	Liquid PVC, Alkorplan 3D - Origin	0.9 kg pot	-
1824750	Liquid PVC - Vogue Urban	0.9 kg pot	-
1824760	Liquid PVC - Vogue Vintage	0.9 kg pot	-
1824770	Liquid PVC - Vogue Summer	0.9 kg pot	-

**NEW  
IN  
2022**



## REINFORCED MEMBRANES - 3D | Aquasense

### + ADVANTAGES

- Comprised of a reinforcing mesh sandwiched between two PVC membranes.
- Textured surface.
- Long guarantees resulting from the quality of the manufacturing process.



### THE PATTERNS



**Black Slate**



**Golden Riviera**



**Nordic Stone**



**Calacatta Marble**



**3D Mosaic Blue**



**Fidji**



**Granit Sand**




**Granit Grey**



**Granit Blue**



**REINFORCED MEMBRANES - 3D | Aquasense**



**AQUASENSE**

Family 6530

Width 1.65 m: delivered in 20 m rolls (33 m<sup>2</sup>), pallet of 8 rolls (264 m<sup>2</sup>) or per m<sup>2</sup>.

Code	Description	Price per m <sup>2</sup> . 8 rolls	Price per m <sup>2</sup> . 4 rolls	Price per m <sup>2</sup> . 1 roll	Price per m <sup>2</sup> .
1932010	Aquasense - Black Slate per m <sup>2</sup>	-	-	-	-
1932020	Aquasense - Golden Riviera per m <sup>2</sup>	-	-	-	-
1932040	Aquasense - Nordic Stone per m <sup>2</sup>	-	-	-	-
1932050	Aquasense - Calacatta Marble per m <sup>2</sup>	-	-	-	-
1932060	Aquasense - 3D Mosaic Blue per m <sup>2</sup>	-	-	-	-
1932070	Aquasense - Fidji per m <sup>2</sup>	-	-	-	-
1932080	Aquasense - Granit Sand per m <sup>2</sup>	-	-	-	-
1932090	Aquasense - Granit Grey per m <sup>2</sup>	-	-	-	-
1932100	Aquasense - Granit Blue per m <sup>2</sup>	-	-	-	-

▲ A pallet of Aquasense membrane may be loaded with 8 differently patterned rolls (Blake Slate, Golden Riviera, etc.), roll width must be identical.

**LIQUID PVC**

Family 6530

Code	Description	Price box of 6	Unit price
125254558	Liquid PVC - Aquasense Anthracite 1L pot	-	-
1935020	Liquid PVC - Aquasense Riviera 1L pot	-	-
125254554	Liquid PVC - White 1L pot	-	-
1935060	Liquid PVC - Aquasense Mosaic 1L pot	-	-
1935050	Liquid PVC - Aquasense Marble 1L pot	-	-
1935090	Liquid PVC - Aquasense Granit Grey 1L pot	-	-
1935080	Liquid PVC - Aquasense Granit Sand 1L pot	-	-
1935100	Liquid PVC - Aquasense Granit Blue 1L pot	-	-
1935070	Liquid PVC - Aquasense Fidji 1L pot	-	-

# ACCESSORIES FOR WATERPROOFING MEMBRANES

## ACCESSORIES

Family 6460

		Rivets and colaminated shhets	Price
1825110	Extruded strip expansion rivet	box of 100, per rivet	-
	Extruded strip expansion rivet	30 boxes of 100 , per rivet	-
1826500	Connecting strip, flat, 50 mm, 2 m length	6 lengths, per unit	-
		Solvent, glue and underlay	
1823150	THF solvent 1 L container		-
1822300	Vinyl glue for reinforced membrane	5 litre container	-
1822390	Alkorplus contact glue	5 litre container	-
1821450	Alkorplus blue felt, 400 g/m <sup>2</sup> , height 1.50 m, 50 m roll		-
		Other accessories	
1824200	Liquid PVC application bottle		-
1828100	9 mm welding tape	25 m roll, per m	-

## MIXING STICK FOR LIQUID PVC

Family 6460



Code	Description	Net price exVAT
1824990	Mixing stick for liquid PVC	-





REINFORCED  
MEMBRANES



# OS AUTOMATIC COVERS

**Complies with the following standards:**

NF EN 16582-1 (October 2015): Private family pools —  
Part 1: General safety requirements and test methods  
NF EN 16582-2 (October 2015): Private family pools —  
Part 2: General safety requirements and test methods for in-ground pools  
NF EN 16582-3 (October 2015): Private family pools —  
Part 3: General safety requirements and test methods for above-ground pools  
NF P90-308 December 2013: Safety covers and fastening methods  
NF EN 60335-1 (May 2013): household and similar electrical appliances. Safety – general requirements  
NF EN 60335-2-41 +A1+A2 (July 2010): safety of pumps belonging to household and similar electrical appliances  
Directive 2014/35/EU: the Low Voltage directive  
Directive 2011/65/EU (RoHS 2 : Reduction of Hazardous Substances) – Reduction of Hazardous Substances in electrical and electronic devices and  
Directive 2015/863/CE RoHS 3  
NF EN 55014-1 + A2, February 2012: Electromagnetic compatibility. Part 1, Emission  
NF EN 55014-2 + A2, January 2009: Electromagnetic compatibility. Part 2, Immunity  
Directive 2014/30/EC: the Electromagnetic compatibility directive  
Directive 2014/35/UE, the Low Voltage directive  
NF EN 61000-6-1, July 2015: Electromagnetic compatibility (ECM). Immunity for residential, commercial and light-industrial environments.  
NF EN 61000-6-3, July 2015: Electromagnetic compatibility (ECM). Emissions in residential, commercial and light-industrial environments.



- 140** SELECT AN ABOVE-GROUND AUTOMATIC COVER
- 142** STEP 1 > CHOOSE THE COLOUR OF THE SLAT APRON
- 143** STEP 2 > CHOOSE A STEP PIECE
- 144** STEP 3 > CHOOSE A COVER SAFETY FASTENER SYSTEM
- 145** STEP 4 > CHOOSE AN ABOVE-GROUND MECHANICAL ASSEMBLY
- 148** SELECT A SUBMERGED AUTOMATIC COVER
- 152** STEP 1 > CHOOSE THE COLOUR OF THE SLAT APRON
- 154** STEP 2 > CHOOSE A STEP PIECE
- 155** STEP 3 > CHOOSE A COVER SAFETY FASTENER SYSTEM
- 156** STEP 4 > CHOOSE A SUBMERGED MECHANICAL ASSEMBLY
- 161** STEP 5 > CHOOSE THE BEAM AND BRACKETS
- 163** STEP 6 > CHOOSE A STEP PIECE
- 165** STEP 7 > CHOOSE THE DUCKBOARDING
- 166** STEP 8 > CHOOSE A SEPARATING PIT WALL
- 167** STEP 10 > ADD OPTIONS
- 168** CALCULATIONS AND AVAILABLE FINISHES
- 169** ACCESSORIES

## SELECT AN ABOVE-GROUND AUTOMATIC COVER



©Van Rooijen Zwembaden

# SELECT AN ABOVE-GROUND AUTOMATIC COVER

## P-HS E

Motorised, runs off the mains




- 80Nm reduction geared motor
- Mechanical ends of travel

### TECHNICAL DATA

**Maximum dimensions (m)**  
12.00 × 5.09

**Slat colour**



**Mechanical assembly**  
Anodised Aluminium  
Ø 190 mm

**Motorisation**  
Mechanical ends of travel  
Power supply: Mains 230 / 24 V

**Safety fastener**



page 145

## EVODECK® EC

Motorised, runs off the mains




- Fast installation
- Ultra silent 250 Nm reduction gear integrated into the stand
- Detachable motor
- Adjustable ends of travel
- Easy maintenance and winterizing
- Control panel integrated into the stand
- Corrosion proof stands

### TECHNICAL DATA

**Maximum dimensions (m)**  
14.00 × 6.09

**Slat colour**



**Mechanical assembly**  
Aluminium anodisé  
Ø 150 mm

**Motorisation**  
With or without ends of travel  
Power supply / Mains 230 / 24 V

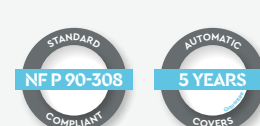
**Safety fastener**



page 146

## AQUADECK® EC

Motorised, runs off the mains




- Runs off a 230 Volts – 50 Hz mains supply
- Fast installation
- Time taken to roll up a cover on a 10 x 5 m pool, less than 2 minutes
- Delivered with its own control panel
- Equipped with ends of travel

### TECHNICAL DATA

**Maximum dimensions (m)**  
14.00 × 6.09

**Slat colour**



**Mechanical assembly**  
Anodised Aluminium  
Ø 190 / 192 mm

**Motorisation**  
Mains 230 V

**Safety fasteners**



page 147

## Order an above-ground cover in 5 steps

1 | Choose the colour of the cover slats

2 | Choose the step piece

3 | Choose the fastening system

4 | Choose an above-ground mechanical assembly

5 | Add the cost of delivery or pick-up

## STEP 1 > CHOOSE THE COLOUR OF THE COVER SLATS



## A PVC SLAT THAT IS UNIQUE ON THE MARKET



- Hook fastening system.
- Improved transmission of force for STARDECK INÉO covers.
- Improved resistance to rolling the wrong way.
- The rigid slats feature 3 air chambers, giving them excellent buoyancy.

### An exclusive anti-tilt mechanism

- The slats comprising all our cover aprons are fitted with an anti-tilt system with the smallest angle of deflection achieved by any slat cover available on the market. This confers an increased load bearing capacity on the cover and so, better protection against accidental falls into the water.

Angle between two slats:  $-50^{\circ}$  to  $+15^{\circ}$

### Slot and slide assembly

- Simplifies assembly of the cover apron,
- The method of assembly, unlike assembly by clipping, protects the hinge.

### Assembly by clipping

- Compatible with pools up to 4 m wide,
- Suitable for pools located in areas without much room for manoeuvre.

### Plugs

- End plugs ultrasonically welded to each end allowing 1 mm of translation movement.

### A beautiful finish

- Each cover is designed to harmoniously follow the contours of your pool. A wide choice of slat colours allows you to add an additional touch of refinement to your pool setting.

### Presentation on delivery

- Delivered in pre-assembled sets of 6 slats, assembly is 2 to 3 times faster,
- Slat accessories are mounted in the factory.



The surface area of the cover slat apron is calculated based on the exact width and length of the pool without any additions.

## PVC SLAT APRONS

Family 6900



White PVC

Beige PVC

Grey PVC

Light blue PVC

Description	White PVC	Beige PVC	Grey PVC	Light blue PVC
Code	32000300	32000500	32000800	32000100
Price per m <sup>2</sup>	-	-	-	-

The colour of the slats is similar to the colour of the liners and pool fittings.

## Order an above-ground cover in 5 steps

1 | Choose the colour of the cover slats

2 | Choose the step piece

3 | Choose the fastening system

4 | Choose an above-ground mechanical assembly

5 | Add the cost of delivery or pick-up



## Slat finishes

- The covers can have a straight step, roman step or custom step piece.
- The end of the slat can be finished in two ways: shaped or stepped.



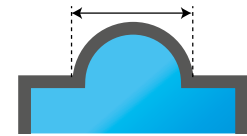
Maximum gap = 250 mm



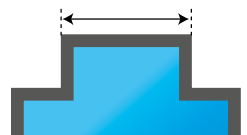
The standard NF P 90-308 prohibits an uncovered gap of more than 250 mm. If it is observed that in some areas this finish would result in a gap of more than 250 mm between the cover and the pool wall, a smooth finish will be mandatory and automatic in these areas

## STEP PIECES

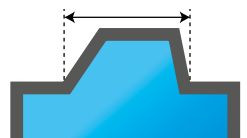
Material	PVC slats	
	Stepped finish	Shaped finish
	Price	Price
Roman steps < 3.10 m	-	-
Roman steps > or = 3.10 m	-	-
Straight steps < 2.10 m	-	-
Straight steps > or = 2.10 m	-	-
Any other shape < 3.10 m	-	-
Any other shape > or = 3.10 m	-	-



**Roman steps**



**Straight steps**



**Other shape**

Code	Description	Price exVAT
32002600	Slat end finish, welded plug	-
32001600	Slat end finish, smoothed mastic	-

## COUNTERWEIGHT INSTALLATION

On pools that feature an overflow along one length, the slats need to be fitted with the following at regular intervals on the overflow side:

- A counterweight to stop the cover apron from crossing over the overflow wall while it is in motion
- A removable bracket fitted with a safety strap to stop the cover from lifting up once it is rolled out over the pool (French "drowning prevention" standard NF P90-308).

Bracket (included with the lateral fasteners p187)



Counterweight (included in the cost of installation).

Code	Description	Price exVAT
32000350	Fee for mounting an overflow bracket and counterweight, white	-
32000850	Fee for mounting an overflow bracket and counterweight, grey	-
32000550	Fee for mounting an overflow bracket and counterweight, beige	-
32000150	Fee for mounting an overflow bracket and counterweight, light blue	-

## Order an above-ground cover in 5 steps

1 | Choose the colour of the cover slats

2 | Choose the step piece

3 | Choose the fastening system

4 | Choose an above-ground mechanical assembly

5 | Add the cost of delivery or pick-up

## STEP 3 > CHOOSE THE SAFETY FASTENERS



### WALL MOUNTED SAFETY FASTENERS (STANDARD WATER LEVEL)

Family 6900

Light blue	Blue grey	Dark blue	White	Beige	Grey	Anthracite grey	Black	Stainless steel
32800100	32800230	32800200	32800300	32800500	32800800	32800600	32800900	32850600
-	-	-	-	-	-	-	-	-

The fastener colours match the liner colours.

### SUB-COPING SAFETY FASTENERS (STANDARD WATER LEVEL)

Family 6900

Light blue	Blue grey	Dark blue	White	Beige	Grey	Anthracite grey	Black	Stainless steel
32802100	32802230	32802200	32802300	32802500	32802800	32802600	32802900	32852600
-	-	-	-	-	-	-	-	-

The fastener colours match the liner colours.

### SAFETY FASTENERS

Family 6900



	Code	Description	Price exVAT
High water level fasteners			
1	32850000	Wall-mounted stainless steel fastener, high water level pools	-
	32850700	Sub-coping stainless steel fastener, high water level pools	-
Fasteners for overflows across a width			
2	32856600	Fastener with collapsible hasp, overflow pools	-
3	32857600	Fastener with fixed hasp, overflow pools	-
Fasteners for overflows across a length			
2	32858605	Lateral stainless steel fastener with collapsible hasp,	-
3	32859605	Lateral stainless steel fastener with fixed hasp	-

## Order an above-ground cover in 5 steps

1   Choose the colour of the cover slats	2   Choose the step piece	3   Choose the fastening system	4   Choose an above-ground mechanical assembly	5   Add the cost of delivery or pick-up
--	---------------------------	---------------------------------	--	---

# STEP 4 > CHOOSE THE ABOVE-GROUND MECHANICAL ASSEMBLY



P-HS E 

Family 6900

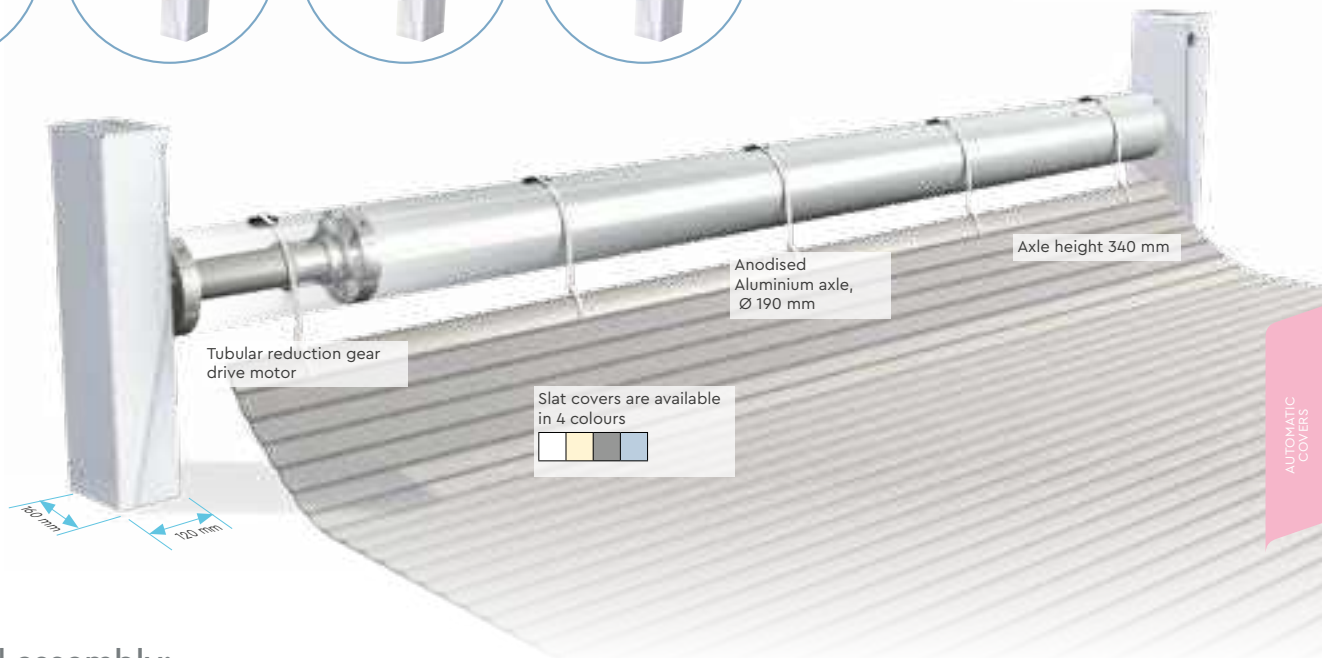


## Advantages:

- Excellent value for money,
- End-stands with small footprint (160mmx120mm)
- Mechanical ends of travel
- Compliant with French regulations in effect NF P 90-308.



White lacquered Aluminium end stands



## Mechanical assembly:

- 1 anodised Aluminium axle,
- 2 white lacquered Aluminium end-stands,
- Stainless steel coupling,
- 1 water tight, tubular, reduction geared drive motor,
- 1 electrical control panel (key switch mounted on the end-stand).

Code	Description	Price exVAT
Mechanical assembly		
34205000	Mechanical assembly P-HS E < 3.10m	-
34205100	Mechanical assembly P-HS E < 4.10m	-
34205300	Mechanical assembly P-HS E < 5.10m	-
Accessories		
34800380	Fastening system for wooden pools	-

## Order an above-ground cover in 5 steps

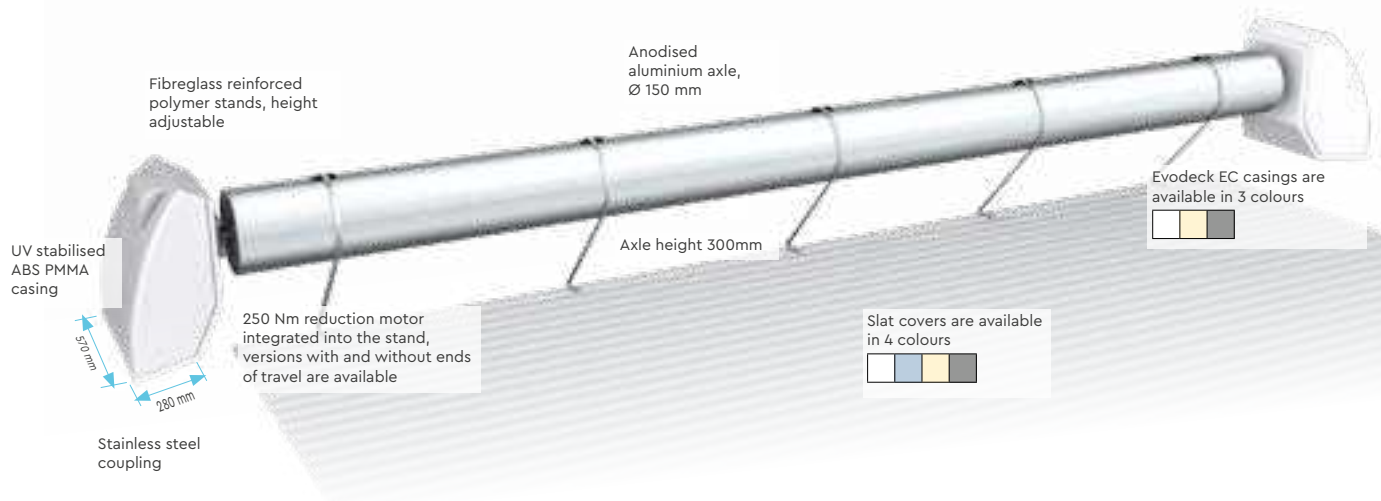
- 1 | Choose the colour of the cover slats
- 2 | Choose the step piece
- 3 | Choose the fastening system
- 4 | Choose an above-ground mechanical assembly
- 5 | Add the cost of delivery or pick-up

# STEP 4 > CHOOSE THE ABOVE-GROUND MECHANICAL ASSEMBLY



## Advantages:

- One single electrical connection.
- Fast installation.
- No motor in the axle.
- The motor can be removed and the cover wound up using a wireless drill (not provided).
- Complies with the French standard in effect, NF P 90-308.



## Mechanical assembly

- Complete axle, made of anodised aluminium.
- Stainless steel couplings.
- One 250 Nm reduction geared motor integrated into the stand, removable, may be equipped with ends of travel.
- 2 fibreglass reinforced polymer stands, height adjustable.
- 1 control panel (key switch integrated into one of the stands).

Evodeck EC	White		Grey	
	Code	Price exVAT	Code	Price exVAT
With ends of travel				
Evodeck EC mechanical assembly, width less than 3.10 m	38220301	-	38220801	-
Evodeck EC mechanical assembly, width less than 4.10 m	38221301	-	38221801	-
Evodeck EC mechanical assembly, width less than 5.10 m	38223301	-	38223801	-
Evodeck EC mechanical assembly, width less than 6.10 m	38225301	-	38225801	-

## Order an above-ground cover in 5 steps

- 1 | Choose the colour of the cover slats
- 2 | Choose the step piece
- 3 | Choose the fastening system
- 4 | Choose an above-ground mechanical assembly
- 5 | Add the cost of delivery or pick-up

## STEP 4 > CHOOSE THE ABOVE-GROUND MECHANICAL ASSEMBLY

AQUADECK® EC 


Family 6900



### Advantages:

- Runs off a 230V-50 Hz mains.
- Rapid installation.
- Time taken to roll up a cover on a 10 × 5 m pool, less than 2 minutes.
- Delivered with a control panel.
- Complies with French safety standards in effect (NF P 90-308).
- Very attractive prices.
- Delivered with a control and protection electrical panel: automatic ends of travel.

**+** Aquadeck EC is a motorised automatic cover that runs off the mains. The electrical panel is installed in the plant room. Simple and reliable, Aquadeck EC is the ideal choice for pools under construction while it is still possible to run wires and carry out the necessary cabling.



### Mechanical assembly:

- 2 White lacquered end support plates.
- 1 Aluminium axle, Ø 190 mm or 192 mm, depending on the pool width.
- Stainless steel drive shafts.
- 1 Waterproof tubular geared motor.
- 1 Control panel with transformer, 12V.
- 1 Key switch



Code	Description	Price exVAT
34202000	Aquadeck EC mechanical assembly, for pools less than 3.10 m wide	-
34202100	Aquadeck EC mechanical assembly, for pools less than 4.10 m wide	-
34202300	Aquadeck EC mechanical assembly, for pools less than 5.10 m wide	-
34202500	Aquadeck EC mechanical assembly, for pools less than 6.10 m wide	-

## Order an above-ground cover in 5 steps

- 1 | Choose the colour of the cover slats
- 2 | Choose the step piece
- 3 | Choose the fastening system
- 4 | Choose an above-ground mechanical assembly
- 5 | Add the cost of delivery or pick-up

# SUBMERGED AUTOMATIC COVER

*Renovation projects*



## BWT COVERDECK


Discreet, beautifully designed



- Designed for retrofitting to existing pools.
- Motor above the water level.
- No dry motor pit required.
- Flanges mounted without piercing the pool waterproofing.
- Patented system.
- Visually appealing.

page 156

Maximum length: 14m  
Maximum width: 6.09m  
PVC slat apron  
available in 5 colours



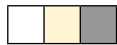
Polycarbonate slat apron  
available in 2 colours



**Axle**  
Anodised Aluminium Ø 190/192 mm

**Motorisation**  
End of travel: electronic  
Powered by a 230 V supply

**Pit wall**




**Safety fastener**



PVC or wood duckboarding




Lacquered aluminium beam



## BWT COVERDECK AX-IN & COVERDECK AX-IN HIGH WATER LEVEL

Discreet, beautifully designed




- Submerged automatic cover with flanges.
- No dry motor pit.
- Detachable motor, allows the pool to be secured in the event of a power outage.
- Easy to assemble and maintain.
- The fasteners are mounted without piercing the pool waterproofing.

page 157

**STANDARD WATER LEVEL**  
Maximum length: 14m  
Maximum width: 6.09m

**HIGH WATER LEVEL**  
Maximum length: 12m  
Maximum width: 6.09m

PVC slat apron  
available in 5 colours



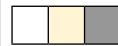
Polycarbonate slat apron  
available in 2 colours



**Axle**  
Anodised Aluminium Ø 190/192 mm

**Motorisation**  
End of travel: electronic  
Powered by a 230 V supply

**Pit wall**



**Safety fastener**




**STANDARD WATER LEVEL**

PVC or wood duckboarding



Lacquered aluminium beam



**HIGH WATER LEVEL**

Exotic wood duckboarding



High level bracket: 680/830/950

# SUBMERGED AUTOMATIC COVERS

*Construction projects*



## BWT STARDECK & STARDECK HIGH WATER LEVEL

Beautiful design, and excellent technical performance



- Designed to be fitted on pools under construction.
- Motor installed in a dry pit.
- Stardeck is compatible with the patented Cleandeck system (patented motor attachment system, cleaning system and beam).
- Stardeck high water level pools (pools fitted with mirror skimmers).

page 158

## BWT STARDECK AX-IN & STARDECK AX-IN HIGH WATER LEVEL

Beautiful design, and excellent technical performance




- Designed to be fitted on pools under construction.
- Motor in the axle.
- No dry motor pit.
- Stardeck Ax-In High Level (pools fitted with mirror skimmers) is compatible with high water level pools.

page 159

## BWT STARDECK INÉO AX-IN

Flawless finish



- Flawless finish.
- Saves space in the pool.
- Motor in the axle.
- No dry motor pit.
- A prefabricated pit wall can be adapted to pools fitted with Inéo AX-IN covers.

page 160


### STANDARD WATER LEVEL

Maximum length : 23m  
Maximum width: 8.09m

### HIGH WATER LEVEL

Maximum length : 16m  
Maximum width: 8.09m

PVC slat covers  
available in 5 colours



Polycarbonate slat covers  
available in 2 colours



### Axle

Anodised Aluminium Ø 150/180/250 mm


### Motorisation

End of travel: Electronic  
Powered by a 230 V supply

### Cleaning system

Cleandeck manifold – Max 6.09 m  
Incompatible with coping less than 40mm thick

### Pit wall




### Safety fasteners



### STANDARD WATER LEVEL

Lacquered Aluminium beam



Duckboarding: 3 PVC colours  
and 2 types of wood



### HIGH WATER LEVEL

Exotic wood duckboarding



High water level bracket  
680/830/950


### STANDARD WATER LEVEL

Maximum length : 20m  
Maximum width: 6.09m

### HIGH WATER LEVEL

Maximum length : 15m  
Maximum width: 6.09m

PVC slat covers  
available in 5 colours



Polycarbonate slat covers  
available in 2 colours



### Axle

Anodised Aluminium Ø 190/192 mm

### Motorisation

End of travel: Electronic  
Powered by a 230 V supply

### Pit wall




### Safety fasteners



### STANDARD WATER LEVEL

Lacquered Aluminium beam



Duckboarding: 3 PVC colours  
and 2 types of wood



### HIGH WATER LEVEL

Exotic wood duckboarding




High water level bracket  
680/830/950

### STANDARD WATER LEVEL

Maximum length : 16m  
Maximum width: 8.09m

PVC slat covers  
available in 5 colours



Polycarbonate slat covers  
available in 2 colours



### Axle

Anodised Aluminium Ø 190/192 mm

### Motorisation

End of travel: Electronic  
Powered by a 230 V supply

### Pit wall



### Safety fasteners



### Lacquered Aluminium beam



PVC, welded or ready to tile  
duckboarding,



## STEP 1 > CHOOSE THE COLOUR OF THE SLAT APRON



## A SLAT THAT IS UNIQUE ON THE MARKET



- Hook fastening system.
- Improved transmission of force,
- Improved resistance to rolling the wrong way.
- The rigid slats feature 3 air chambers, giving them excellent buoyancy.

### An exclusive anti-tilt mechanism

- The slats comprising all our cover aprons are fitted with an anti-tilt system with the smallest angle of deflection achieved by any slat cover available on the market. This confers an increased load bearing capacity on the cover and so, better protection against accidental falls into the water.

Angle between two slats:  $-50^{\circ}$  to  $+15^{\circ}$

### Slot and slide assembly

- Simplifies assembly of the cover apron,
- The method of assembly, unlike assembly by clipping, protects the hinge.

### Assembly by clipping

- Compatible with pools up to 4 m wide,
- Suitable for pools located in areas without much room for manoeuvre.

### Plugs

- End plugs ultrasonically welded to each end allowing 1 mm of translation movement.

### Skis for Inéo covers

- Prevents the slat apron from colliding with the coping while it is rolling out.
- Slat guide to ensure that the slat travels in the right direction when it leaves the water.

### A beautiful finish

- Each cover is designed to harmoniously follow the contours of your pool. A wide choice of slat colours allows you to add an additional touch of refinement to your pool setting.

### Presentation on delivery

- Delivered in pre-assembled sets of 6 slats, assembly is 2 to 3 times faster,
- Slat accessories are mounted in the factory.

**+** The shaping of corners with a radius or cut-aways less than or equal to 150 mm is included, at no additional cost, in the price of the slat apron shown opposite. The surface area of the cover apron is calculated based on the exact width and length\* of the pool, with no additions.

\* in the case of the Inéo cover, the exact length of the slat apron is calculated by adding the length of the pool to the depth of the axle minus 0.69 m.

For example: For a 10 x 5 m pool with the axle installed at a depth of 1 m, the length of the slat apron is calculated as  $10 + (1 - 0.69)$ , that is, 10.31 m. The number that should be used when preparing estimates is 52 m<sup>2</sup>.

## Order a submerged automatic cover in 10 steps

1 | Choose the colour of the slat apron

2 | Choose the step piece

3 | Choose the fastening system

4 | Choose the mechanical assembly

5 | Choose the beam and the brackets

# STEP 1 > CHOOSE THE COLOUR OF THE SLAT APRON

## PVC SLAT COVER APRONS




Family 6900

Description	White PVC	Beige PVC	Grey PVC	Light blue PVC	Translucent blue PVC
Code	32000300	32000500	32000800	32000100	32000700
Price exVAT	-	-	-	-	-

The colours of the slats are similar to the colours of the liners and pool fittings

**+** The creation of angles with a radius or chamfer less than or equal to 150 mm is included in the prices indicated above.



## POLYCARBONATE SLAT COVER APRONS

Family 6900

- Polycarbonate slats are only allowed for submerged cover with a stepped finish

Description	Transparent	Transparent + black
Code	32040000	32040400
Price exVAT	-	-

**+** The creation of angles with a radius or chamfer less than or equal to 150 mm is included in the prices indicated above.



## COUNTERWEIGHT INSTALLATION

Family 6900

On pools that feature an overflow along one length, the slats need to be fitted with the following at regular intervals on the overflow side:

- A counterweight to stop the cover apron from crossing over the overflow wall while it is in motion
- A removable bracket fitted with a safety strap to stop the cover from lifting up once it is rolled out over the pool (French "drowning prevention" standard NF P90-308).

Bracket (included with the lateral fasteners p187)



Counterweight (included in the cost of installation).

Code	Description	Price exVAT
32000350	Fee for mounting an overflow bracket and counterweight, white	-
32000850	Fee for mounting an overflow bracket and counterweight, grey	-
32000550	Fee for mounting an overflow bracket and counterweight, beige	-
32000150	Fee for mounting an overflow bracket and counterweight, light blue	-
32000750	Fee for mounting an overflow bracket and counterweight, translucent blue	-

6   Choose the pool fittings	7   Choose the duckboarding	8   Choose the pit wall	9   Select the method of delivery	10   Add options
------------------------------	-----------------------------	-------------------------	-----------------------------------	------------------

## STEP 2 > CHOOSE THE STEP PIECE

STEPS 

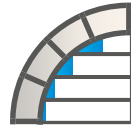
Family 6900



The standard NF P 90-308 prohibits an uncovered gap of more than 250 mm. If it is observed that in some areas this finish would result in a gap of more than 250 mm between the cover and the pool wall, a smooth finish will be mandatory and automatic in these areas.

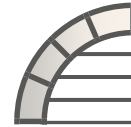
### Slat finishes

- Covers can have a straight step, roman step or custom step piece.
- The end of the slat can be finished in two ways: shaped or stepped.



Stepped finish

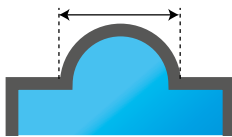
maximum gap = 250 mm



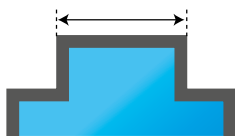
Shaped finish

## STEP PIECES

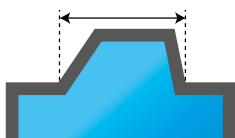
Family 6900



Roman steps



Straight steps



Other shape

Material	PVC slata		Polycarbonate slats
	Stepped finish	Shaped finish	Stepped finish
Step type	Price exVAT	Price exVAT	Price exVAT
Roman steps < 3.10 m	-	-	-
Roman steps > or = 3.10 m	-	-	-
Straight steps < 2.10 m	-	-	-
Straight steps > or = 2.10 m	-	-	-
Any other shape < 3.10 m	-	-	-
Any other shape > or = 3.10 m	-	-	-

Code	Description	Price exVAT
32002600	Slat end finish. welded plug	-
32001600	Slat end finish. smoothed mastic	-
32041020	Slat end finish. polycarbonate	-

## Order a submerged automatic cover in 10 steps

1 | Choose the colour of the slat apron

2 | Choose the step piece

3 | Choose the fastening system

4 | Choose the mechanical assembly

5 | Choose the beam and the brackets

## STEP 3 > CHOOSE THE SAFETY FASTENERS



Wall mounted safety fasteners



Sub coping safety fasteners

### WALL MOUNTED SAFETY FASTENERS (STANDARD WATER LEVEL)

Family 6900

								
Light blue	Blue grey	Dark blue	White	Beige	Grey	Anthracite grey	Black	Stainless steel
32800100	32800230	32800200	32800300	32800500	32800800	32800600	32800900	32850600
-	-	-	-	-	-	-	-	-

The fastener colours match the liner colours.

### SUB COPING SAFETY FASTENERS (STANDARD WATER LEVEL)

Family 6900

								
Light blue	Blue grey	Dark blue	White	Beige	Grey	Anthracite grey	Black	Stainless steel
32802100	32802230	32802200	32802300	32802500	32802800	32802600	32802900	32852600
-	-	-	-	-	-	-	-	-

The fastener colours match the liner colours.

### SAFETY FASTENERS

Family 6900

	Code	Description	Price exVAT
		High water level fasteners	
1	32850000	Wall-mounted stainless steel fastener, high water level	-
	32850700	Sub-coping stainless steel fastener, high water level	-
		Fasteners for overflows across a width	
2	32856600	Fastener with collapsible hasp, overflow pools	-
3	32857600	Fastener with fixed hasp, overflow pools	-
		Fasteners for overflows across a length	
2	32858605	Lateral stainless steel fastener with collapsible hasp	-
3	32859605	Lateral stainless steel fastener with fixed hasp	-



6 | Choose the pool fittings

7 | Choose the duckboarding

8 | Choose the pit wall

9 | Select the method of delivery

10 | Add options

## STEP 4 > CHOOSE THE MECHANICAL ASSEMBLY



Except for polycarbonate slat aprons


### Advantages:

- Designed for retrofitting to existing pools.
- Motor above the water level.
- No dry motor pit required.
- Flanges mounted without piercing the pool waterproofing.
- Patented system.
- Visually appealing.
- Complies with French safety standards in effect (NF P 90-308).
- End of travel control panel.



Coverdeck is an innovative automated cover that does not require a dry pit for the motor. The patented motor-drive system comprises a low power motor independent of the axle, a housed transmission and a planetary gear integrated into the axle. Coverdeck's mounting system is installed under the coping without any impact on pool water proofing. The motor is easily accessible without any dismantling.

PVC slat cover aprons available in 5 colours



PC slat covers available in 2 colours



Duckboarding: 3 PVC colours, 2 types of wood



Coverdeck beams available in 3 colours



Axle mounting flange and sealing plate

**Transmission**  
Drive belt and planetary gears

Aluminium axle  
Ø 190 mm or 192 mm

Stainless steel shaft

Counterweight

Pit wall available in 3 colours



### Mechanical assembly:

- 2 brackets to be sealed in.
- 2 Axle bearing end plates.
- 1 Aluminium axle and planetary reduction gears,
- 1 Drive motor,
- 1 Stainless steel drive shaft,
- 1 Control panel featuring electronic end of travel controls.
- 3 or 4 counterweights depending on the pool width.

Code	Description	Price exVAT
33200000	BWT coverdeck mechanical assembly, Ø190, for pools less than 3.10 m wide	-
33200100	BWT coverdeck mechanical assembly, Ø190, for pools less than 4.10 m wide	-
33200300	BWT coverdeck mechanical assembly, Ø190, for pools less than 5.10 m wide	-
33200500	BWT coverdeck mechanical assembly, Ø190, for pools less than 6.10 m wide	-

## Order a submerged automatic cover in 10 steps

1 | Choose the colour of the slat apron

2 | Choose the step piece

3 | Choose the fastening system

4 | Choose the mechanical assembly

5 | Choose the beam and the brackets

## STEP 4 > CHOOSE THE MECHANICAL ASSEMBLY

BWT COVERDECK AX-IN 

Family 6900



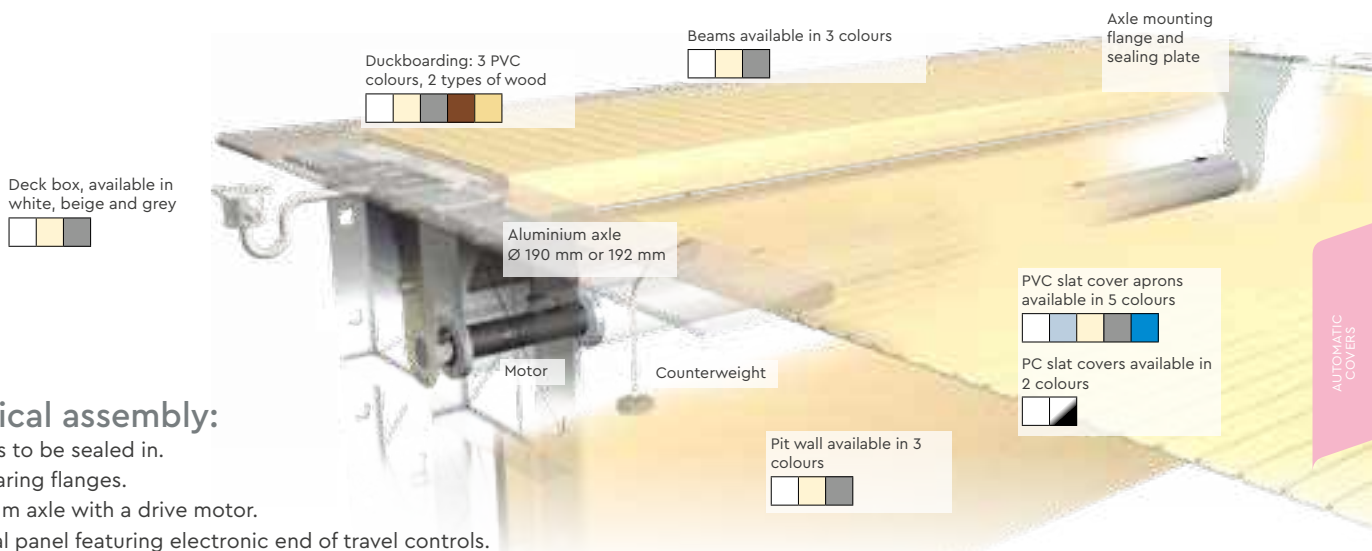
Except for polycarbonate slat aprons

### Advantages:

- Designed for retrofitting to existing pools.
- Motor located in the axle.
- No dry motor pit required.
- Flanges mounted without piercing the pool waterproofing.
- Flange mounting with 20 mm coping is possible, use 2 pairs of M20 sealing plates (article 33821000, see p203).
- May be wall mounted (fittings not provided).
- Visually appealing.
- End of travel electrical panel.



Coverdeck AX-IN is an innovative automated cover that does not require a dry pit for the motor. Coverdeck AX-IN is mounted under the coping, without piercing the pool waterproofing. The drive motor, located in the cover axle, can be detached thanks to a pin system. This allows the pool to be secured in the event of a power outage.



### Mechanical assembly:

- 2 brackets to be sealed in.
- 2 Axle bearing flanges.
- 1 Aluminium axle with a drive motor.
- 1 Electrical panel featuring electronic end of travel controls.
- 3 or 4 counterweights depending on the pool width.
- In the case of 20mm copings, the Coverdeck AX-In flanges require a specific sealing plate.

Code	Description	Price exVAT
Mechanical assembly		
32203000	BWT Coverdeck AX-IN-120, mechanical assembly, Ø190, for pools less than 3.10 wide	-
32203100	BWT Coverdeck AX-IN-120, mechanical assembly, Ø190, for pools less than 4.10 wide	-
32203300	BWT Coverdeck AX-IN-120, mechanical assembly, Ø190, for pools less than 5.10 wide	-
32203500	BWT Coverdeck AX-IN-120, mechanical assembly, Ø192, for pools less than 6.10 wide	-
32205500	BWT Coverdeck AX-IN-300, mechanical assembly, Ø192, for pools less than 6.10 wide	-
Accessories		
45000012	Coverdeck AX-IN deck box, white	-
45000812	Coverdeck AX-IN deck box, grey	-
45000512	Coverdeck AX-IN deck box, beige	-
33821000	Coverdeck AX-IN flange sealing plate, M20, set of 2	-

6 | Choose the pool fittings

7 | Choose the duckboarding

8 | Choose the pit wall

9 | Select the method of delivery

10 | Add options

# STEP 4 > CHOOSE THE MECHANICAL ASSEMBLY

BWT STARDECK 

Family 6900



## Advantages:

- Designed to be fitted to pools under construction.
- Motor installed in a dry pit.
- Stardeck is compatible with the patented Cleandeck system (patented motor attachment system, cleaning system and beam).
- Complies with French safety standards in effect (NF P 90-308).
- End of travel electrical panel.
- Motor with Hall effect sensor.

**+** Aesthetic and excellent value for money, Stardeck has established itself as the Reference in terms of automatic covers. Its reliability is tried and tested.

## Stardeck Classic


Duckboarding: 3 PVC colours, 2 types of wood



Beams available in 3 colours



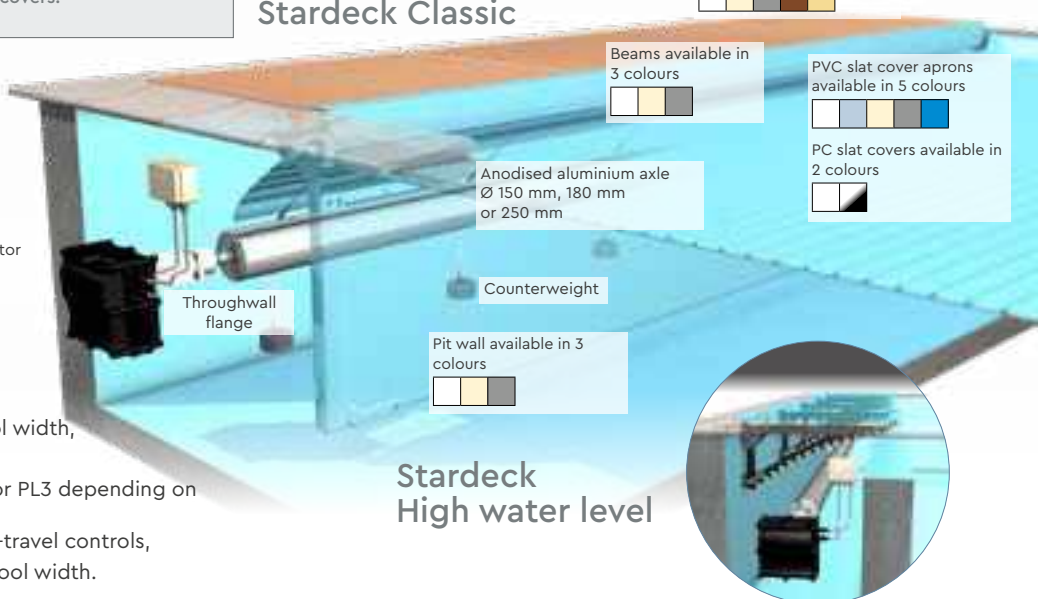
PVC slat cover aprons available in 5 colours



PC slat covers available in 2 colours



Aquamat 3001 or PL3 reduction geared motor and electrical panel



## Mechanical assembly:

- Anodised Aluminium axle, Ø 150 mm, 180 mm or 250 mm, depending on the pool width,
- Couplings in stainless steel,
- 1 Reduction geared motor, Aquamat 3001 or PL3 depending on the pool width, with connectors,
- 1 Control panel featuring electronic end-of-travel controls,
- 3 or 4 counterweights depending on the pool width.

## Stardeck High water level

Code	Description	Price exVAT
Mechanical assembly		
32200000	BWT Stardeck mechanical assembly, Ø 150 for pools less than 3.10 m wide with Aquamat motor	-
32200100	BWT Stardeck mechanical assembly, Ø 150 for pools less than 4.10 m wide with Aquamat motor	-
32200300	BWT Stardeck mechanical assembly, Ø 150 for pools less than 5.10 m wide with Aquamat motor	-
32200500	BWT Stardeck mechanical assembly, Ø 150 for pools less than 6.10 m wide with Aquamat motor	-
32200510	BWT Stardeck mechanical assembly, Ø 180 for pools less than 6.10 m wide with Aquamat motor	-
32200600	BWT Stardeck mechanical assembly, Ø 180 for pools less than 7.10 m wide with Aquamat motor	-
32200700	BWT Stardeck mechanical assembly, Ø 180 for pools less than 8.10 m wide with Aquamat motor	-
32202600	BWT Stardeck mechanical assembly, Ø 180 for pools less than 7.10 m wide with PL3 motor	-
32202700	BWT Stardeck mechanical assembly, Ø 180 for pools less than 8.10 m wide with PL3 motor	-
32201500	BWT Stardeck mechanical assembly, Ø 250 for pools less than 6.10 m wide with PL3 motor	-
32201600	BWT Stardeck mechanical assembly, Ø 250 for pools less than 7.10 m wide with PL3 motor	-
32201700	BWT Stardeck mechanical assembly, Ø 250 for pools less than 8.10 m wide with PL3 motor	-
Accessories		
32513300	Stainless steel flange and bearing for Ø 180 axle/ Aquamat motor with polycarbonate slats	-

## Order a submerged automatic cover in 10 steps

1   Choose the colour of the slat apron	2   Choose the step piece	3   Choose the fastening system	4   Choose the mechanical assembly	5   Choose the beam and the brackets
---	---------------------------	---------------------------------	------------------------------------	--------------------------------------



## STEP 4 > CHOOSE THE MECHANICAL ASSEMBLY

BWT STARDECK AX-IN 

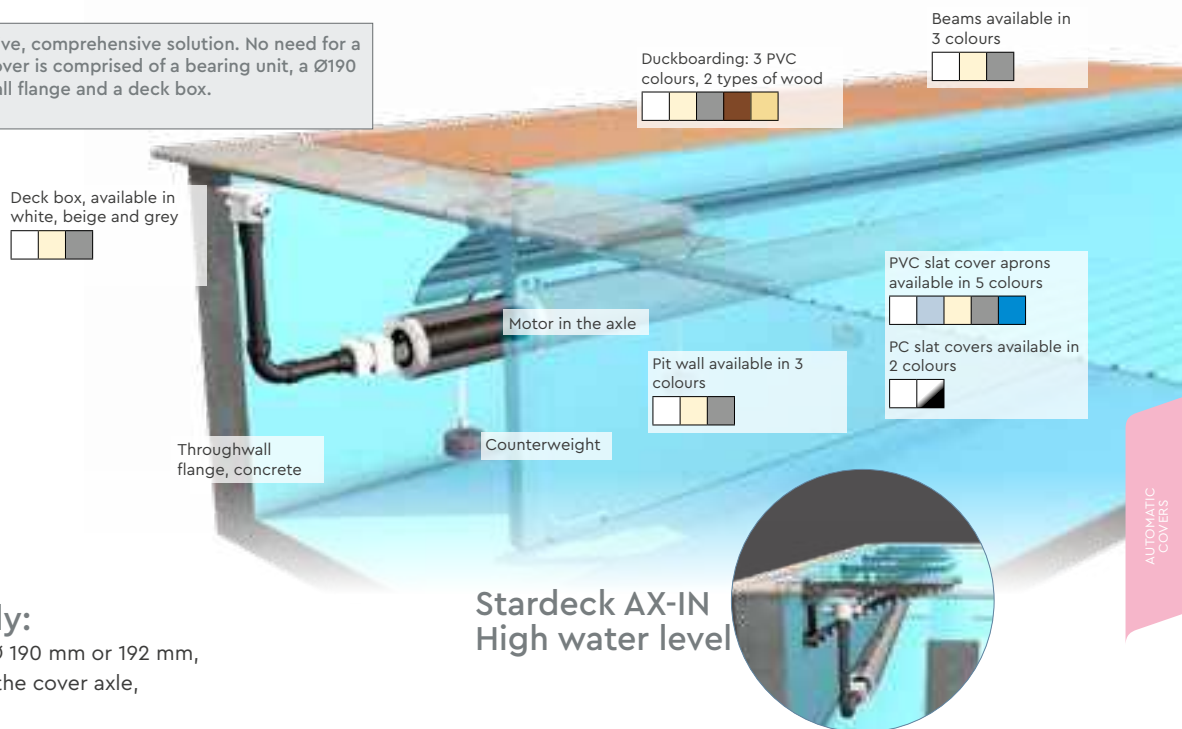
Family 6900



### Advantages:

- Designed to be fitted to pools under construction,
- Leaktight motor, located in the cover axle,
- No dry pit,
- Wired in via a deck box installed flush with the deck just behind the coping,
- Stardeck AX-IN covers equipped with PVC slat apron comply with the French safety standards in effect (NF P90-308),
- Throughwall flange compatible with concrete walls of all widths.
- End of travel electrical panel.

**+** Stardeck AX-IN is an innovative, comprehensive solution. No need for a dry pit for the motor. This cover is comprised of a bearing unit, a Ø190 or 192 mm axle, a throughwall flange and a deck box.



### Mechanical assembly:

- 1 anodised Aluminium axle, Ø 190 mm or 192 mm,
- 1 leaktight motor located in the cover axle,
- 1 ABS deck box,
- 1 control panel,
- 3 or 4 counterweights depending on the pool width.

Code	Description	Price exVAT
Mechanical assembly		
32204000	Mechanical assembly BWT Stardeck AX-IN C120, Ø 190, for pools less than 3.10 wide	-
32204100	Mechanical assembly BWT Stardeck AX-IN C120, Ø 190, for pools less than 4.10 wide	-
32204300	Mechanical assembly BWT Stardeck AX-IN C120, Ø 190, for pools less than 5.10 wide	-
32204500	Mechanical assembly BWT Stardeck AX-IN C120, Ø 192, for pools less than 6.10 wide	-
32206100	Mechanical assembly BWT Stardeck AX-IN C300, Ø190, for pools less than 4.10 wide	-
32206300	Mechanical assembly BWT Stardeck AX-IN C300, Ø190, for pools less than 5.10 wide	-
32206500	Mechanical assembly BWT Stardeck AX-IN C300, Ø192, for pools less than 6.10 wide	-
Deck box		
45000015	Deck box Stardeck AX-IN, white	-
45000815	Deck box Stardeck AX-IN, grey	-
45000515	Deck box Stardeck AX-IN, beige	-

6 | Choose the pool fittings

7 | Choose the duckboarding

8 | Choose the pit wall

9 | Select the method of delivery

10 | Add options

## STEP 4 > CHOOSE THE MECHANICAL ASSEMBLY

BWT STARDECK INÉO AX-IN 

Family 6900



Except for polycarbonate slat aprons

### Advantages:

- Purpose designed for pools under construction,
- Complies with the French safety standards in effect (NF P 90-308).
- Motor integrated into the axle, no dry pit,
- Submerged housing, the whole pool surface area is usable
- End of travel electrical panel.

**+** Stardeck Inéo Ax-In is designed for pools with sharp corners finished with 1.50 mm reinforced membranes, tiles or concrete. A main drain and a return fitting must be installed in the cover pit.

Deck box, available in white, beige and grey



Duckboarding: 4 PVC colours, or ready to tile




Stardeck Inéo beam available in white



PVC slat cover aprons available in 5 colours



PC slat covers available in 2 colours



Anodised Aluminium axle, Ø 190 or 192 mm

Motor in the axle

Counterweight

Pit wall available in 4 colours



### Mechanical assemblies:

- 1 anodised Aluminium axle, Ø 190 mm or 192 mm depending on the width and depth of the pool,
- 1 leaktight motor located in the cover axle,
- 1 ABS deck box,
- 1 control panel
- 3 or 4 counterweights depending on the pool width.

**+** An information sheet must be filled out for every INEO AX-IN automatic cover ordered to check the cover's feasibility. This document is available for download from [procopi.com](http://procopi.com) or from your Procopi BWT Group agent.

Code	Description	Price exVAT
Mechanical assembly		
32204000	BWT Stardeck Inéo Ax-In-120, mechanical assembly, Ø 190 mm, less than 3.10 m	-
32204100	BWT Stardeck Inéo Ax-In-120, mechanical assembly, Ø 190 mm, less than 4.10 m	-
32204300	BWT Stardeck Inéo Ax-In-120, mechanical assembly, Ø 190 mm, less than 5.10 m	-
32204500	BWT Stardeck Inéo Ax-In-120, mechanical assembly, Ø 192 mm, less than 6.10 m	-
32206100	BWT Stardeck Inéo Ax-In-300, mechanical assembly, Ø 190 mm, less than 4.10 m	-
32206300	BWT Stardeck Inéo Ax-In-300, mechanical assembly, Ø 190 mm, less than 5.10 m	-
32206500	BWT Stardeck Inéo Ax-In-300, mechanical assembly, Ø 192 mm, less than 6.10 m	-
Deck boxes		
45000015	Stardeck AX-IN deck box, white	-
45000815	Stardeck AX-IN deck box, grey	-
45000515	Stardeck AX-IN deck box, beige	-

## Order a submerged automatic cover in 10 steps

1 | Choose the colour of the slat apron

2 | Choose the step piece

3 | Choose the fastening system

4 | Choose the mechanical assembly

4 | Choose the beam and bracket

## BEAMS FOR COVERS MOUNTED ON A UNIT SEALED INTO THE WALL

Family 6900



**100 mm beams:** The letter Y in the codes below can take the following values:

Y = 3, corresponds to an M20 beam end-piece, for coping nose up to 29 mm thick,  
 Y = 5, corresponds to an M30 beam end-piece, for coping nose up to 30 to 39 mm thick,  
 Y = 7, corresponds to an M40 beam end-piece, for coping nose over 40 mm thick.

**133 or 153 mm beams:** The letter X in the codes below take the following values:

x = 2 corresponds to an M30 beam end-piece, for coping nose 30 to 39 mm high,  
 x = 4 corresponds to an M40 beam end-piece, for coping nose 40 to 54 mm high,  
 x = 6 corresponds to an M55 beam end-piece, for coping nose higher than 55 mm.

Lacquered Aluminium Stardeck and Stardeck Ax-In cover beams fitted on pool up to 4.09 m are 100 or 133 mm high. At a width between 4.10 and 6.09 m, beams are 133 mm high. As of a width of 6.10 m, the beams are 153 mm high. Beams are delivered with end-pieces that allow the beam height to be adjusted to be in line with the coping (thickness 20, 30, 40 or 55 mm).

Beam height	Pool width	White		Beige		Grey	
		Code	Price exVAT	Code	Price exVAT	Code	Price exVAT
100	< 3,10 m	323Y0300	-	323Y0500	-	323Y0800	-
100	< 4,10 m	323Y1300	-	323Y1500	-	323Y1800	-
133	< 3,10 m	323X0300	-	323X0500	-	323X0800	-
133	< 4,10 m	323X1300	-	323X1500	-	323X1800	-
133	< 5,10 m	323X3300	-	323X3500	-	323X3800	-
133	< 6,10 m	323X5300	-	323X5500	-	323X5800	-
153	< 7,10 m	323X6300	-	323X6500	-	323X6800	-
153	< 8,10 m	323X7300	-	323X7500	-	323X7800	-

## STEP 5 > CHOOSE THE BEAM AND BRACKETS

### BEAM SUPPORT BRACKETS

Family 6900



**+** Caution: Brackets are not compatible with salt water electrolysis.

This system, developed by Procopi BWT Group, not only provides lateral support, it also significantly limits the deformation of wide beams (wider than 6.10 m). The bracket features rollers under the oblique axis that facilitate the rolling up and out of the cover without damaging the slats. **Use of this type of bracket is now mandatory with every beam wider than 6.10m, refer to the table below.**

**+** Caution: Brackets are not compatible with salt water electrolysis

Code	Description	Price exVAT
32327301	Stardeck beam support bracket	-

Beam length	Number of brackets recommended	
	Private use	Commercial use
< 6.09 m	0	0
6.10 m to 8.09 m	1	2

### HIGH WATER LEVEL BRACKETS

Family 6900



**+** Caution: Brackets are not compatible with salt water electrolysis.

These black, anodised aluminium brackets were specially designed for pools in which the water level is 50 mm from the top of the wall, they are positioned at 1 metre intervals along the pool width. They may be used instead of the beam, and can bear the weight of the duckboarding and a person weighing up to 80 Kg. In the case of 20mm copings, an M20 sealing plate, not included with high water level sealing units, will need to be acquired.

#### Features:

- 12, 14 or 16 rollers depending on the horizontal depth of the bracket and the duckboarding (680, 830 or 950 mm),
- duckboarding stop plate,
- a sub-coping stainless steel attachment plate and screw that allows for height adjustment.

	for duckboarding, 680 mm		for duckboarding, 830 mm		for duckboarding, 950 mm	
	Code	Price exVAT	Code	Price exVAT	Code	Price exVAT
Bracket, high water level, per unit	32820800	-	32824800	-	32826800	-
Sample prices	No. of brackets		No. of brackets		No. of brackets	
For pools 4 m wide	5	-	5	-	5	-
For pools 5 m wide	6	-	6	-	6	-
For pools 6 m wide	7	-	7	-	7	-
For pools 7 m wide	8	-	8	-	8	-

The number of brackets indicated in the table above is valid when the skimmer is centered with respect to a 1 m duckboarding module.

### ALUMINIUM FINISHING STRIP < 6 M

Family 6900



**+** Maximum length of the finishing strip is 6 m.

With the high water level brackets, there is no need for a beam to support the duckboarding. To ensure a perfect finish, we therefore created a finishing strip to be positioned between the duckboarding and the high water level bracket. This trim is also compatible with the Cleandeck cleaning system.

Code	Description	Price exVAT
32825300	Finishing trim, white	-
32825500	Finishing trim, beige	-
32825800	Finishing trim, grey	-
32825000	Finishing trim, wood	-

## Order a submerged automatic cover in 10 steps

1 | Choose the colour of the slat apron

2 | Choose the step piece

3 | Choose the fastening system

4 | Choose the mechanical assembly

4 | Choose the beam and bracket

## STEP 6 > CHOICE OF POOL FITTINGS



	Code	Description	Price exVAT
Stardeck pool fittings			
1	32500300	Stardeck throughwall flange, 275 mm, for pools with walls 250 mm thick (maximum)	-
2	32510300	Stardeck axle bearing sealing fittings	-
3	32501300	Stardeck throughwall flange, 325 mm, for pools with walls 300 mm thick	-
	32502300	Stardeck throughwall flange, 325 mm, for extension piece, BWT	-
4	32503300	Stardeck end extension piece, 100 mm	-
5	32504300	Stardeck intermediate extension piece, 100 mm	-
Stardeck beam pool fittings			
6	32520300	Pair of Stardeck cement bedded beam support units - White	-
	32520500	Pair of Stardeck cement bedded beam support units - Beige	-
	32520800	Pair of Stardeck cement bedded beam support units - Grey	-
7	33530301	Stardeck sub-coping beam mounting units, white	-
Pool fittings for Stardeck structure and beam			
8	32500390	Set of Stardeck sealing fittings	-




The assembly includes: Stardeck throughwall flange, 275 mm, for pools with walls 250 mm thick (maximum) - 32500300, Stardeck axle bearing sealing fitting - 32510300, and 3 pairs of Stardeck cement bedded beam support units - 32520300. All in white.

## STARDECK AX-IN POOL FITTINGS

Family 6900

9	32500320	BWT Stardeck AX-IN throughwall flange	-
10	32510320	BWT Stardeck AX-IN bearing unit	-



6 | Choose the pool fittings

7 | Choose the duckboarding

8 | Choose the pit wall

9 | Select the method of delivery

10 | Add options

## STEP 6 > CHOICE OF POOL FITTINGS


### SEALING PLATE FOR HIGH WATER LEVEL BRACKET

Family 6900



1 To avoid interrupting the progress of the installation, and notably to enable coping stones to be laid before delivery of the automatic cover, Procopi BWT Group created this reference to allow you to keep a rolling stock of sealing plates for high water level brackets. Upon receiving the high water level brackets you can set the sealing plates aside for a future installation.

2 The bracket sealing plate for M20 copings needs to be ordered separately.



	Code	Description	Price exVAT
1	32820000	Sealing plate for 30, 40 and 55 mm high water level bracket sealing plate	-
2	32820001	Sealing plate for 20 mm high water level bracket sealing plate	-

## Order a submerged automatic cover in 10 steps

1 | Choose the colour of the slat apron

2 | Choose the step piece

3 | Choose the fastening system

4 | Choose the mechanical assembly

4 | Choose the beam and bracket

## STEP 7 > CHOOSE THE DUCKBOARDING



### DUCKBOARDING

Famille 6900

White PVC			Beige PVC		Grey PVC		Exotic wood		Class IV pine	
Length	Code	Price exVAT	Code	Price exVAT	Code	Price exVAT	Code	Price exVAT	Code	Price exVAT
<b>Standard duckboarding, width 500 mm</b>										
950 mm	32446300	-	32446500	-	32446800	-	32406600	-	32426600	-
Closing mechanism for the motor service hatch (mandatory if the Cleandeck option is selected)										
Duckboarding hatch	32441301	-	32441301	-	32441301	-	32401601	-	32401601	-

Duckboarding for the Stardeck cover pit comes with wedges that allow the height of the duckboarding to be adjusted to the coping nose height (depth 30, 40 or 55 mm).

Code	Description	Price exVAT
32441301	Closing mechanism for the sevice hatch, PVC duckboarding	-

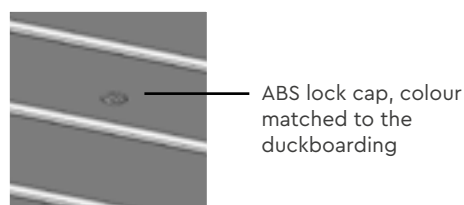
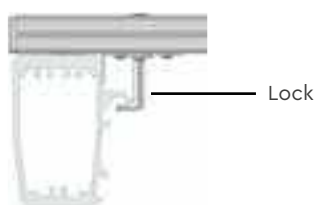
### DUCKBOARDING FOR HIGH WATER LEVEL POOLS

Family 6900

Code	Description	Price exVAT
32410600	Duckboarding, pool 680×1000, exotic wood	-
32414600	Duckboarding, pool 830×1000, exotic wood	-
32416600	Duckboarding, pool 950×1000, exotic wood	-



**+** In the event that mirror skimmers are installed in the cover pit, the duckboarding modules directly above them must be at least 1 m long.



6 | Choose the pool fittings

7 | Choose the duckboarding

8 | Choose the pit wall

9 | Select the method of delivery

10 | Add options

## STEP 8 > CHOOSE THE PIT WALL

Specially designed to bring pools into compliance with safety standards. Each assembly is custom made in the factory. Compatible with all types of pool waterproofing (tiles, liner, reinforced PVC, etc. ). The pool waterproofing is not pierced; the Stardeck pit wall is mounted on brackets sealed under the coping on either side of the pool.

### Components:

- 2 Coloured PVC reinforced lateral guide rails
- 1 Coloured top finishing strip, with an inner aluminium reinforcing bar,
- 1 Pit wall comprising coloured PVC panels, 40 mm thick, that are fitted together.



**+** Maximum pool height: 2 m

### PIT WALL FOR UNITS SEALED IN THE WALL - STANDARD WATER LEVEL

Family 6900

Width	White		Beige		Grey	
	Code	Price exVAT	Code	Price exVAT	Code	Price exVAT
Width < 3.10 m	32620300	-	32620500	-	32620800	-
Width < 4.10 m	32621300	-	32621500	-	32621800	-
Width < 5.10 m	32623300	-	32623500	-	32623800	-
Width < 6.10 m	32625300	-	32625500	-	32625800	-

### PIT WALL FOR SUB-COPING FASTENING - STANDARD WATER LEVEL

Family 6900

Width	White		Beige		Grey	
	Code	Price exVAT	Code	Price exVAT	Code	Price exVAT
Width < 3.10 m	33620300	-	33620500	-	33620800	-
Width < 4.10 m	33621300	-	33621500	-	33621800	-
Width < 5.10 m	33623300	-	33623500	-	33623800	-
Width < 6.10 m	33625300	-	33625500	-	33625800	-

### PIT WALL FOR COVERS ON HIGH LEVEL POOLS

Family 6900

Width	White		Beige		Grey	
	Code	Price exVAT	Code	Price exVAT	Code	Price exVAT
Width < 3.10 m	32670300	-	32670500	-	32670800	-
Width < 4.10 m	32671300	-	32671500	-	32671800	-
Width < 5.10 m	32673300	-	32673500	-	32673800	-
Width < 6.10 m	32675300	-	32675500	-	32675800	-

## Order a submerged automatic cover in 10 steps

1 | Choose the colour of the slat apron

2 | Choose the step piece

3 | Choose the fastening system

4 | Choose the mechanical assembly

4 | Choose the beam and bracket



CLEANDECK® CLEANING MANIFOLD 

Family 6900



**Composition:**

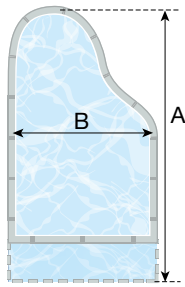
- The manifold itself,
- Aquabooast 1 HP booster pump, 230 Volts, 1ph
- Installation fittings.
- Not compatible with coping less than 40 mm thick.



Code	Description	Price exVAT
32700000	Cleandeck cleaning system for pools less than 3.10 m wide	-
32700100	Cleandeck cleaning system for pools less than 4.10 m wide	-
32700300	Cleandeck cleaning system for pools less than 5.10 m wide	-
32700500	Cleandeck cleaning system for pools less than 6.10 m wide	-



AUTOMATIC COVERS



**NEW  
IN  
2022**

if B > 8.09, +20%

The prices of rectangular covers, with or without a step piece, can be easily calculated using the information provided on the previous pages. For any other pool shape the pool is considered to be a free form pool and the calculation rules set out below should be applied.

### 1 / Calculate the surface area of the cover apron

The surface area of the slat cover is calculated based on the surface area of the rectangle into which the pool fits.

Thus, in the example below, and in every other case, the surface area of the slat cover is obtained by the formula:  $A \times B$ . The result is then rounded up to the nearest  $m^2$ .

A surcharge equal to 20% of the cover's total net surface area is applied if the cover is more than 8.09 m wide.

**Example : A = 11.15 m and B = 4.60 m.**

Surface area :  $4.60 \times 11.15 = 51.29 m^2$ , rounded up to  $52 m^2$

Price : The price of the slat cover is obtained by multiplying the surface area by the price per  $m^2$ .

Step piece : If the pool features steps, add the relevant step-piece.

### 2 / Select the slat end finish

The edge of the slat cover can be finished in two ways:



#### A welded plug finish

This solution is relatively inexpensive, however, the finish is stepped. This can be visually unappealing and, in certain cases, particularly step-pieces, can present difficulties in terms of compliance with the French standard NFP 90-308. (Gaps must be smaller than 25 cm).

#### A smooth silicon finish



While this type of finish is obviously much more labour intensive, it features two advantages, firstly it looks good, and secondly, it ensures compliance with the French standard NF P90-308. For free-form pool covers, clients must indicate whether they want a smooth or stepped finish in the curved sections.

Once this choice is made (Plug or Silicon), the number of slat ends involved is calculated. The calculation is carried out as follows:

**Calculate the number of end-pieces requiring a special finish:**

**Example (Figures A) : C = 4.60 m, slat width = 0.075 m.**

Number of finishes:  $(C \times 2) / 0.075 = 122.66$ , rounded up to 123 finishes.

**Example (Figures B) : C = 4.75 m, D = 1.6 m slat width = 0.075 m.**

Number of finishes:  $(C \times D) / 0.075 = 84.66$ , rounded up to 85 finishes.

Price for a special finish: Refer to the table below, to calculate the total price of finish, multiply the number of slat ends by the unit price shown below. In the example shown in figure A, the number of slat ends is 123, in the example shown in figure there are 85 slat ends.

The price of the special finish should be added to the price of the slat cover.

### 3 / Slat finish price

Once the total number of slat ends requiring a plugged or silicon finish has been determined, calculate the overall price of the slat end finish by multiplying this number by the relevant unit price indicated opposite.

Code	Description	Price exVAT
32002600	Slat end finished with a welded plug	-
32001600	Slat end finished with smoothed mastic	-
32041020	Polycarbonate slat end finish	-

Figure A

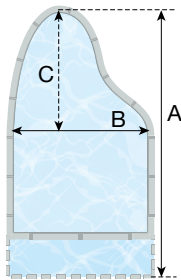
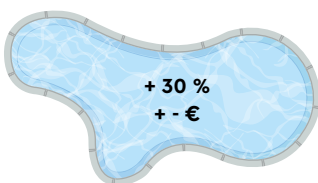
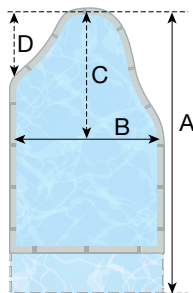


Figure B



### Free form with template

A surcharge equal to 20% of the cover's total net surface area is applied if the cover is more than 8.09 m wide.

A further surcharge of €802.00 (discount to be deducted) will be added to offset the cost of drawing up a triangulation drawing based on the template provided

$$\text{Price exVAT(€)} = [(L \times W) \times 1.2] \times \text{price exVAT per } m^2 + \text{€ } 802.00$$

ACCESSORIES FOR STARDECK AND STARDECK AX-IN STRUCTURES

Family 6900

Code	Description	Price exVAT
Stardeck structure		
1 32860000	Tool to dismantle the Stardeck cover mechanical assembly Net price exVAT	-
2 32590300	Sealing level for throughwall fitting and bearing cement bedded units Net price exVAT	-



CONSUMABLES

Family 6900

Code	Description	Price exVAT
8492300	500 ml packet of 2 component gel	-



STEP PIECE FINISHES

Family 6900

Type of finish	Stepped finish	Shaped finish
	Price exVAT	Price exVAT
Roman steps < 3.10 m	-	-
Roman steps > or = 3.10 m	-	-
Straight steps < 2.10 m	-	-
Straight steps > or = 2.10 m	-	-
Any other shape < 3.10 m	-	-
Any other shape > or = 3.10 m	-	-



SLAT END FINISH

Family 6900

Code	Description	Price exVAT
32002600	Slat end finish, welded plug	-
32001600	Slat end finish, smoothed mastic	-

# AUTOMATIC COVER SAMPLE PRICES

Sample prices for rectangular pools

## P-HS E



Pool dimensions	Price exVAT
7.00 m x 3.00 m	-
8.00 m x 4.00 m	-
9.00 m x 4.00 m	-
10.00 m x 5.00 m	-
11.00 m x 5.00 m	-

Complete mechanical assembly. White slat cover, without steps, with safety fasteners. Excluding cost of delivery. \* supplement for model with ends of travel.

## AQUADECK® EC



Pool dimensions	Price exVAT
7.00 m x 3.00 m	-
8.00 m x 4.00 m	-
9.00 m x 4.00 m	-
10.00 m x 5.00 m	-
11.00 m x 5.00 m	-
12.00 m x 5.00 m	-
12.00 m x 6.00 m	-

Complete mechanical assembly. White slat cover, without steps, with safety fasteners. Excluding cost of delivery.

## EVODECK® EC WITH ENDS OF TRAVEL



Pool dimensions	Price exVAT
7.00 m x 3.00 m	-
8.00 m x 4.00 m	-
9.00 m x 4.00 m	-
10.00 m x 5.00 m	-
11.00 m x 5.00 m	-
12.00 m x 5.00 m	-
12.00 m x 6.00 m	-

Complete mechanical assembly with ends of travel. White slat cover, without steps, with safety fasteners. Excluding cost of delivery.

## ORDER AN ABOVE-GROUND COVER

*in 5 steps*

Example of an Evodeck EC – 8x4 m rectangular pool, with roman steps

1	Choose the colour of the slats Code : 32000300	Slats surface area = $8 \times 4 = 32 \text{ m}^2$ Slat cover price = $32 \text{ m}^2 \times \text{€ -} = \text{€ -}$
2	Choose steps (optional) Code : 32103300	Price for the roman steps < 3,10 m wide = € - with a stepped finish (welded plugs)
3	Choose the fastening system Code : 32800300	4 Lock fasteners x € - = € -
4	Choose the mechanical assembly Code : 38221300	Evodeck EC mechanical assembly < 4.10 m wide = € -
5	Add the cost of delivery/pick-up, net Price exVAT Code : 32900100	Cost of delivery, large truck, cover < 4.10 m wide (in France) = € -

## BWT COVERDECK

Pool dimensions	Price exVAT
7.00 m x 3.00 m	-
8.00 m x 4.00 m	-
9.00 m x 4.00 m	-
10.00 m x 5.00 m	-
11.00 m x 5.00 m	-
12.00 m x 6.00 m	-

Complete mechanical assembly. White slat cover, without steps, with Lock fasteners. White beam with 1 pair of cement bedded mounting units. Class IV treated pine duckboarding 680 x 500 mm. Excluding delivery/ pick-up.

## BWT COVERDECK AX-IN

Pool dimensions	Price exVAT
7.00 m x 3.00 m	-
8.00 m x 4.00 m	-
9.00 m x 4.00 m	-
10.00 m x 5.00 m	-
11.00 m x 5.00 m	-
12.00 m x 6.00 m	-

Complete mechanical assembly. White slat cover, without steps, with Lock fasteners. White beam with 1 pair of cement bedded mounting units. Class IV treated pine duckboarding 680 x 500 mm. White AX-IN connection box. Excluding delivery/ pick-up.



For all covers, the maximum dimensions indicated here are valid for PVC slat aprons only.

The maximum dimensions need to be recalculated PC slat aprons.

## BWT STARDECK

Pool dimensions	Price exVAT
7.00 m x 3.00 m	-
8.00 m x 4.00 m	-
9.00 m x 4.00 m	-
10.00 m x 5.00 m	-
11.00 m x 5.00 m	-
12.00 m x 6.00 m	-

Complete mechanical assembly. Throughwall flange and sealing plates. White slat cover, without steps, with Lock fasteners. White beam with 1 pair of cement bedded mounting units. Duckboarding in Class IV treated pine 500 mm. Excluding delivery/ pick-up.

## BWT STARDECK AX-IN

Pool dimensions	Price exVAT
7.00 m x 3.00 m	-
8.00 m x 4.00 m	-
9.00 m x 4.00 m	-
10.00 m x 5.00 m	-
11.00 m x 5.00 m	-
12.00 m x 6.00 m	-

Complete mechanical assembly. Throughwall flange and sealing plates. White slat cover, without steps, with Lock fasteners. White beam with 1 pair of cement bedded mounting units. Duckboarding in Class IV treated pine 500 mm. White AX-IN connection box. Excluding delivery/ pick-up.

## BWT STARDECK HIGH WATER LEVEL

Pool dimensions	Price exVAT
7.00 m x 3.00 m	-
8.00 m x 4.00 m	-
9.00 m x 4.00 m	-
10.00 m x 5.00 m	-
11.00 m x 5.00 m	-
12.00 m x 6.00 m	-

Complete mechanical assembly. Throughwall flange and sealing plates. White slat cover, without steps, with Lock high water level fasteners. Brackets and white finishing strips. Duckboarding in exotic wood 680x1000 mm. Excluding delivery/pick-up.

## STARDECK INÉO AX-IN

Pool dimensions	Price exVAT
7.00 m x 3.00 m	-
8.00 m x 4.00 m	-
10.00 m x 5.00 m	-
12.00 m x 6.00 m	-

Complete mechanical assembly. White slat cover, without steps, with Lock fasteners. White beam. White PVC duckboarding 730 x 500 mm. White AX-IN connection box. Pool fittings. Excluding delivery/ pick-up.

## ORDER A COVERDECK COVER IN JUST 9 STEPS

### Rectangular pool 8x4 m, with roman steps and prefab pit wall

1	Choose the colour of the slats Code : 32000300	Slats surface area = $8 \times 4 = 32 \text{ m}^2$ Slat cover price = $32 \text{ m}^2 \times \text{€} = \text{€} -$
2	Choose steps (optional) Code : 32103300	Price for the roman steps < 3.10 m wide = € - with a stepped finish (welded plugs)
3	Choose the fastening system Code : 32800300	3 Lock fasteners x € = € -
4	Choose the mechanical assembly Code : 33200100	Coverdeck mechanical assembly < 4.10 m wide = € -
5	Choose the beam Code : 33301300	Coverdeck beam < 4.10 m wide = € -
6	Select the pool fittings Code : 33530300	Adjustable mounting units = E - Sub-coping mounting plates = E -
7	Choose the duckboarding Code : 32420600	Class IV treated pine duckboarding, 830 x 500 mm 8 duckboarding modules x E = E -
8	Choose the prefab pit wall Code : 32601300	Coverdeck prefab pit wall < 4.10 m wide = E -
9	Add the cost of delivery/pick-up, net Price exVAT Code : 32900100	Cost of delivery, large truck, cover < 4.10 m wide (in France) = E -



# 09

# SOFT COVERS

**Complies with the following standards:**


Standard NF P90-307-1 April 2009: Pool alarms

Standard NF P90-307-2 November 2005: Pool alarms




- 175** CHOOSE YOUR BAR COVER
- 176** BAR COVERS
- 180** BAR COVER OPTIONS AND ACCESSORIES
- 181** BAR COVER SAMPLE PRICES
- 182** CHOOSE YOUR SUMMER COVER
- 183** BUBBLE COVERS

# CHOICE, EFFICIENCY VISUAL APPEAL



## THE BARS:

- Lacquered aluminium (Calypso and Mambo) the same colour as the polyester fabric.
- Discreet, strong polypropylene plugs fitted into the bars and fixed in place with screws.
- Fibreglass reinforced drive plugs to resist mechanical stress loading.



## COPING WEAR PADS:

- Ideal solution for free-form pools (polyester shell, etc.). The pads can be adjusted to adapt to the pool shape and protect the cover and the bars at the contact points.
- The pads are made of a supple material that protects absorbs impacts and protects against abrasion. They are removable and can be easily replaced.



## THE FASTENING SYSTEM:

- Sheathed, stainless steel cables (Calypso): no corrosion, no rough surfaces (protects the cover fabric and people).
- Ratchet buckles (Calypso) to tension the cables.
- Polyamide sleeves (Calypso and Mambo) protect the buckles and the cover fabric while the cover is being rolled out. The deck is clean and safe, no risk of injury to children.
- 3 bar tensioning straps. Tensioned with cam buckles (Calypso and Mambo) that can be slid along the 1st bar to correctly install the cover.



## THE STEPS:

- Across the width of the cover: slides along the last bar of the cover to allow the step piece to be positioned with greater accuracy.
- Along the length of the cover: the cover is made in two separate parts. An additional bar joins the ends of the step piece.

## THE MATERIAL:

- Very strong PVC coated fabric: 650g/m<sup>2</sup>.
- UV stabilised and antimicrobial.
- Lacquered on both surfaces.
- Reinforcement of the surfaces in contact with the coping (70% of the mass)
- Reverse side is beige: prevents staining of the coping.
- The fabric is unbroken where it passes under the bars: increased strength.
- Cleverly positioned drainage holes to prevent the formation of water pockets and deformation of the fabric.





### CALYPSO

Calypso bar covers are made of a very strong (650g/m<sup>2</sup>), PVC coated, polyester fabric, both surfaces are anti-UV treated. The cover fabric is continuous underneath the bars for increased strength and durability.

Lacquered aluminium bars the same colour as the cover strengthen and stiffen the cover allowing it to support the weight of a child falling onto it without sustaining any damage.

#### TECHNICAL DATA

**Maximum dimensions**  
12x5

**Peripheral overlap**  
0.20 m

**Bars**  
Lacquered aluminium the same colour as the material

**PVC coated polyester**  
650 g/m<sup>2</sup>

**Colours**

**Finish along the length**  
Hemmed with an adjustable tensioning cable

**Finish along the width**  
Removable, adjustable straps – black

**Fastening ring**  
Triangular A4 stainless steel

**Peg**  
SS aluminium bushing

**Strap adjustment**  
Ratchet buckles and cam buckles

**Accessories**  
Protection, straps and fasteners, adjustable anti-wear pads, cut-outs and step pieces, Hand crank or motor (option).



### CBE-650

CBE-650 bar covers are made of an extremely strong (650g/m<sup>2</sup>), anti-UV treated polyester material.

The fabric is unbroken where it passes under the bars ensuring increased mechanical strength.

Anodised, aluminium bars strengthen and stiffen the cover allowing it to support the weight of a child falling onto it without sustaining any damage.

#### TECHNICAL DATA

**Maximum dimensions**  
12x5

**Peripheral overlap**  
0.20 m

**Bars**  
Grey anodised aluminium

**PVC coated polyester**  
650 g/m<sup>2</sup>

**Colours**

**Finish along the length**  
As cut

**Finish along the width**  
Removable, adjustable straps – black

**Fastening ring**  
Triangular A4 stainless steel

**Peg**  
SS-aluminium bushing

**Strap adjustment**  
Safety buckles

**Accessories**  
Adjustable anti-wear pads, cut-outs and step pieces, hand crank or motor (option).



The Calypso bar cover is made of extremely strong (650g/m<sup>2</sup>), PVC coated polyester fabric. Both surfaces are anti UV treated. The cover fabric is continuous underneath the bars for increased strength and durability.

Lacquered aluminium bars the same colour as the cover strengthen and stiffen the cover allowing it to support the weight of a child falling onto it without sustaining any damage.

To ensure the safety of young children and pets, a PVC sheathed stainless steel cable is fitted along each length of the Calypso cover to stiffen the edges of the cover and prevent anyone from sliding underneath. Calypso covers are particularly suited to regions subject to strong winds.

All the fasteners are covered with protective sleeves to prevent abrasion while the cover is being rolled out. Using a motorised crank (available separately), a 10 m long Calypso cover can be rolled up effortlessly in less than a minute.

The cover is deployed by pulling on a strap that can be detached from the cover and stored when the cover is to be left in place for long periods of time.

Available colours: blue, beige, green and grey.


### Fastening and finish details



View showing the end of a cover bar with a safety and tensioning cable. The lacquered aluminium bars are the same colour as the cover material.



Tensioning and fastening strap featuring a ratchet buckle on each strap along the cover lengths and a cam buckle on each strap across the cover width.







Sheath to protect the tensioning and fastening assembly once the cover has been deployed over the pool.



Detail of the stainless steel and aluminium Ø 8 mm bushing for the tensioning and fastening assembly.


### Non standard


	Calypso covers. width less than 5.45 m		Calypso covers. width less than 4.45 m		Calypso cover. width less than 3.45 m	
	6410400	- per m <sup>2</sup>	6410200	- per m <sup>2</sup>	6410000	- per m <sup>2</sup>
	6412400	- per m <sup>2</sup>	6412200	- per m <sup>2</sup>	6412000	- per m <sup>2</sup>
	6414400	- per m <sup>2</sup>	6414200	- per m <sup>2</sup>	6414000	- per m <sup>2</sup>
	6416400	- per m <sup>2</sup>	6416200	- per m <sup>2</sup>	6416000	- per m <sup>2</sup>

### OPTIONS

Families 6870

	Code	Description	Price exVAT
1	6309060	Hand crank included with the bar cover (1 hand crank for covers up to 4.90 m wide)	-
2	6409060	Motorised crank for Calypso, Mambo and CBE-650 covers Delivered with 2 batteries and 1 charger	-

 The motorised crank is automatically included with covers longer than 12 m.



### ACCESSORIES

Families 6870

	Code	Description	Price exVAT
	6409050	Hand crank only	-





The CBE-650 bar cover is made of extremely strong (650g/m<sup>2</sup>), PVC coated polyester fabric, both surfaces are anti UV treated. The cover fabric is continuous underneath the bars for increased strength and durability.

Grey anodised aluminium bars strengthen and stiffen the cover allowing it to support the weight of a child falling onto it without sustaining any damage.

Using a motorised crank (purchased separately), a 10 m long CBE-650 cover can be rolled up effortlessly in less than a minute.

The cover is deployed by pulling on a strap that can be detached from the cover and stored when the cover is to be left in place for long periods of time.

Available colours: blue, beige, green and grey.

## Fastening and finish details



Fastening straps at the end of the cover



The cover is deployed by pulling on a central strap that may be detached and stored when the cover is left in place for long periods of time.







The Aluminium bars on CBE-650 covers are anodized.



Anchoring system designed for use in regions subject to strong winds (option).


## Non standard

	CBE-650 cover less than 5.45 m wide		CBE-650 cover less than 4.45 m wide		CBE-650 cover less than 3.45 m wide	
	6310401	- per m <sup>2</sup>	6310201	- per m <sup>2</sup>	6310001	- per m <sup>2</sup>
	6312401	- per m <sup>2</sup>	6312201	- per m <sup>2</sup>	6312001	- per m <sup>2</sup>
	6314401	- per m <sup>2</sup>	6314201	- per m <sup>2</sup>	6314001	- per m <sup>2</sup>
	6316401	- per m <sup>2</sup>	6316201	- per m <sup>2</sup>	6316001	- per m <sup>2</sup>

## OPTIONS

Family 6870

	Code	Description	Price exVAT
1	6389000	Flywheel delivered with covers for above-ground pools	-
2	6309060	Hand crank included with the bar cover (1 hand crank for covers up to 4.90 m wide)	-
3	6409060	Motorised crank for Calypso, Mambo and CBE-650 covers Delivered with 2 batteries and 1 charger	-

 The motorised crank is automatically included with covers longer than 12 m.



## ACCESSORIES

Family 6870





Code	Description	Price exVAT
6409050	Hand crank only	-



# BAR COVER OPTIONS AND ACCESSORIES





## STEP PIECES FOR CALYPSO COVERS

Families 6870 and 6880

	Steps across the width < 3.50 m		Steps across the width ≥ 3.50 m		Steps down the length < 3.50 m	
	6420000	-	6430000	-	6460000	-
	6422000	-	6432000	-	6462000	-
	6424000	-	6434000	-	6464000	-
	6426000	-	6436000	-	6466000	-

## STEP PIECES FOR CBE-650 COVERS

Family 6890

	Steps across the width < 3.50 m		Steps across the width ≥ 3.50 m		Steps down the length < 3.50 m	
	6320001	-	6330001	-	6360001	-
	6322001	-	6332001	-	6362001	-
	6324001	-	6334001	-	6364001	-
	6326001	-	6336001	-	6366001	-

**+** CAUTION: The prices listed above indicate the surcharge to be added to the price of Calypso and CBE-650 standard and non-standard covers.

## ACCESSORIES FOR WINTER COVERS



	Code	Description	Price exVAT
<b>1</b>	2397022	PVC peg for grass, 30 cm	-

CALYPSO




Pool dimensions	Cover dimensions	m <sup>2</sup>	Price exVAT	Price exVAT per m <sup>2</sup>
8.00 m x 4.00 m	8.40 m x 4.40 m	37	-	<b>starts at - exVAT</b>
9.00 m x 4.00 m	9.40 m x 4.40 m	41	-	
10.00 m x 5.00 m	10.40 m x 5.40 m	56	-	

CBE-650



Pool dimensions	Cover dimensions	m <sup>2</sup>	Price exVAT	Price exVAT per m <sup>2</sup>
8.00 m x 4.00 m	8.40 m x 4.40 m	37	-	<b>starts at - exVAT</b>
9.00 m x 4.00 m	9.40 m x 4.40 m	41	-	
10.00 m x 5.00 m	10.40 m x 5.40 m	56	-	





### CLASSIC 500

Classic-500 covers are made of UV stabilised polyethylene film with an innovative 'GeoBubble' bubble shape. Two finishes are available:

- Standard finish
- Reinforced band finish

**Classic-500 covers feature the following:**

- Reflective, protective tarpaulin with three fastening straps.
- Eyelets to attach the roller and tensioning strap eyelets in each corner at the opposite end to the roller.

#### TECHNICAL DATA

**Thickness: 500 microns**

**Bubble type: GeoBubble**

**Colour**

Blue	
GeoBubble	
Grey blue	
EnergyGuard	

**Available finishes**

Standard	
Reinforced band	

**Price per m<sup>2</sup>**

**from  
- exVAT**

Page 184



### CLASSIC 400

Classic-400 covers are made of UV stabilised polyethylene film. Three finishes are available:

- Unhemmed finish
- Standard finish
- Reinforced band finish

**Classic-300 and Classic-400 covers feature the following:**

- Reflective, protective tarpaulin (except for covers with an unhemmed finish) with 3 fastening straps.
- Eyelets to attach the roller and eyelets in each corner at the opposite end to the roller. (except for covers with an unhemmed finish).

#### TECHNICAL DATA

**Thickness: 400 microns**

**Bubble diameter: 10 mm**

**Colour**

Blue	
Silver	
Translucent	

**Available finishes**

Unhemmed	
Standard	
Reinforced band	

**Price per m<sup>2</sup>**

**from  
- exVAT**

Page 185




CHOICE OF FINSHES



**Reinforced band finish**

Reinforced band finish around the whole periphery of the cover. Reflective protective tarpaulin.


The reinforced band finish is only available for free form and round covers.



**Standard finish**

Standard finish: eyelets, hemmed across the width, edged down each length. Reflective protective tarpaulin.

Polygon shaped covers with a standard or unhemmed finish are available on order.




**As cut, no hem**

Unfinished, no hem, no edging, no eyelets or protective reflective coating.




**Patented leaf trap**


COLOURS AND BUBBLES




**Blue grey EnergyGuard GeoBubble 500 microns**




**Blue GeoBubble 500 microns**



**Silver and blue 400 microns**



**Translucent 400 microns**



**Blue 300 and 400 microns**

**+** EnergyGuard GeoBubble bubble covers absorb and retain heat energy from the sun and inhibit photosynthesis.

**GEOBUBBLE technical data Classic-500 and Super-500**



- 1** Increased resistance to chemical attack compared to traditional bubbles
- 2** Large footprint to withstand air expansion
- 3** Smoothly curved wall, uniform thickness. 50% thicker than the weakest points of traditional bubbles.

SOFT COVERS PROTECTIVE & SAFETY

# BUBBLE COVERS

## CLASSIC - 500

Family 7000

Classic-500 covers are made of UV stabilised polyethylene film with an innovative 'GeoBubble' bubble shape. Two finishes are available:

- Standard finish
- Reinforced band finish

**Classic-500 covers feature the following:**

- Reflective, protective tarpaulin, with three fastening straps.
- Eyelets to attach the roller and eyelets to attach the tensioning strap.



Description	Blue GeoBubble	Price exVAT	Grey blue EnergyGuard GeoBubble	Price exVAT
Classic 500 cover, standard finish per m <sup>2</sup>	2085100	-	2085200	-
Classic 500 cover, reinforced band finish per m <sup>2</sup>	2086100	-	2086200	-

## NON-STANDARD STEPS

Family 7000

The options for additional eyelets or step pieces is available for all bubble covers.

The step pieces for the Super-400 and 500, and Classic 300, 400 and 500 are the same. They feature:

- a reinforced band around the periphery if the cover has a standard or reinforced band finish.
- an unhemmed finish if the cover finish is unhemmed.

The prices opposite correspond to the supplement to be added to the price of the isothermal covers.

## Reinforced band finish :

Description	Straight steps		Roman steps		Steps, any other shape	
	Code	Price exVAT	Code	Price exVAT	Code	Price exVAT
Classic-500 Energy guard	2250110	-	2260110	-	2280110	-
Classic-500 Blue	2250010	-	2260010	-	2280010	-
Classic-400 Silver	2250610	-	2260610	-	2280610	-
Classic-400 Blue	2250810	-	2260810	-	2280810	-
Classic-400 translucent	2250710	-	2260710	-	2280710	-

## CLASSIC® 400

Family 7000

Classic-400 covers are made of UV stabilised polyethylene film. Three finishes are available:

- Unhemmed finish
- Standard finish
- Reinforced band finish

### Classic-400 covers feature the following:

- Reflective, protective tarpaulin (except for covers with an unhemmed finish) with 3 fastening straps.
- Eyelets to attach the roller and eyelets in each corner at the opposite end to the roller, (except for covers with an unhemmed finish).



Description	Classic-400 blue	Price exVAT	Classic-400 translucent	Price exVAT	Classic-400 silver and blue	Price exVAT
Standard finish, per m <sup>2</sup>	2035100	-	2075100	-	2025100	-
Reinforced band finish per m <sup>2</sup>	2036100	-	2076100	-	2026100	-

# 10

## HEATING & DESHUMIDIFICATION

### Complies with the following standards:

EN 60335-1 May 2013 – Household and similar electrical appliances – Part 1: basic requirements

Directive 2014/35/EU: the Low Voltage directive

Directive 2011/65/EU, the RoHS 2 directive: The Reduction of Hazardous Substances directive, electric and electronic devices and the Directive 2015/863/EC RoHS 3

EN 55014-1 + A2 February 2012: Electromagnetic Compatibility – Part 1: Emission

EN 55014-2 +A2 July 2015 : Electromagnetic Compatibility – Part 2: Immunity

Directive 2014/30/EC: the Electromagnetic Compatibility directive

Directive 2006/42/EC: the Machine directive

Directive 97/23/EC: the Low Pressurised Equipment directive

Regulation EU 517-2014: the F-Gas regulation

EN 378-2+A2 (07/2012): Heat pump and refrigeration systems – Part 2: design, construction, tests, marking and documentation

NF EN 378-4 +A1 July 2012: Heat pump and refrigeration systems – Safety and environmental requirements – Part 4: operation, maintenance, repair and recovery

Directives 2000/14/EC and 2005/88/EC: noise emissions into the environment by outdoor equipment.

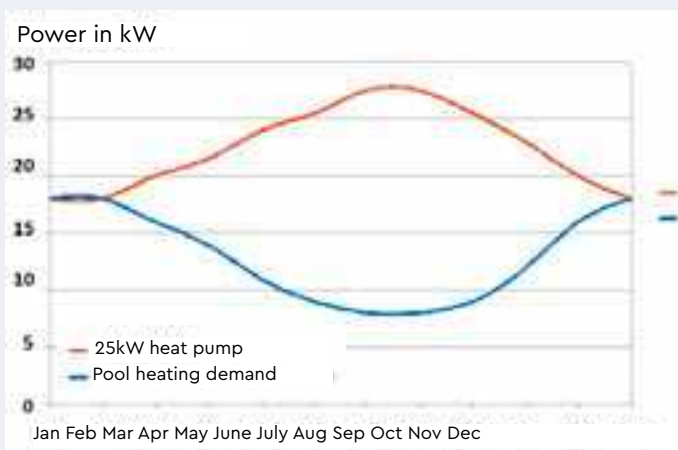
AFNOR AC P90-327: Heating (Previously DTP N°10).



- 188** HEAT PUMP OPERATING PRINCIPLE
- 190** HEATING STUDY WITH CALCULATION CORE
- 192** HEAT PUMP COMPARISON
- 194** HEAT PUMPS
- 206** MINI HEAT PUMPS
- 207** CONSOLE DEHUMIDIFIERS
- 208** HEAT EXCHANGERS



# HEAT PUMP OPERATING PRINCIPLE



## The current situation

Similarly to the performance levels of heat pumps, the heating demand of a pool will vary depending on the time of year, the weather, etc. By definition, an On/ Off heat pump only has one operating mode. To satisfy a pool's heating demand, this type of pump only has one solution, to switch between On phases operating at 100% output and Off phases.

### This type of operation presents a number of drawbacks:

- electrical consumption is not optimised,
- operating at 100%, the heat pump will generate a maximum amount of noise and cause noise pollution,
- the electrical power draw due to successive start ups is significant,
- the service life of the heat pump is impacted.

## The objectives

### These observations led to 4 objectives:

- decrease electrical consumption,
- decrease noise pollution,
- limit over currents on start up,
- increase the service life of the heat pump.

## The solution: the inverter heat pump

Over the last years, Inverter Technology has become more widespread in the field of domestic heating.

Combined with intelligent control that takes all operating parameters into consideration, the Inverter varies the compressor and fan operating modes.

In this way, the pump adapts its heating output precisely to match the pool's heating demand, whatever the outside weather conditions.

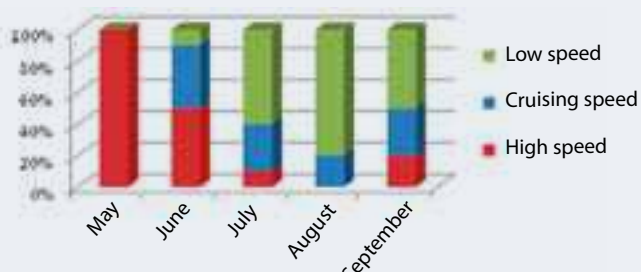
The graph opposite illustrates the operating modes of an Inverter heat pump depending on the season.

### Reduced electrical consumption

The Inverter varies the compressor and fan speed to:

- achieve a soft start and prevent current peaks on start-up,
- adapt the heating output to the heating demand,
- in low speed mode, the COP is 30 to 40 % higher\*

\* air temperature 15°, water temperature 26°



Reducing speed = savings



### Comparison with a motor vehicle

In the example opposite, the performance data of an 18 KW Inverter heat pump (running at 50% heating capacity) is compared with an 18 KW On/ Off heat pump.

It can be seen that when the Inverter heat pump runs at slower speeds, although the operating time is longer, the COP is higher and the electrical consumption is reduced.

### Quieter

With Inverter technology, the compressor slows increasingly as the pool water temperature approaches the set point. This reduces sound levels, particularly at low speed operating modes.

### Increased service life of materials

While an On/Off heat pump switches on and off constantly, an Inverter heat pump runs continuously in low speed mode. This is less stressful on the compressor, and increases its service life.

EXAMPLE OF A MOTOR VEHICLE				
Speed	Distance	Instantaneous consumption	Travel time	Consumption for 100 Km
120 Km/h	100 Km	8 litres/100 Km	50 minutes	8 litres
90 Km/h	100 Km	5.6 litres/100 Km	67 minutes	5.6 litres

Example of a heat pump				
Power	Pool demand	COP	Operating time	Consumption for 18 kWh
18 kW – ON/OFF	18 kWh	4.1	60 minutes	4.39 kWh
9 kW – Inverter	18 kWh	5.3	120 minutes	3.39 kWh

The decibel is a logarithmic unit	
Basic rules concerning decibels dB(A)	
Change in dB(A)	Sound level perceived
Increase of 3 dB(A)	The sound heard is twice as loud
Increase of 10 dB(A)	The sound is 10 times louder
Increase of 20 dB(A)	The sound is 100 times louder
An inverter heat pump can decrease the sound level by a factor of 10 when it switches from high speed mode to low speed mode.	

Contact our design office  
**+ 33 2 99 61 24 64**  
 or by e-mail: [betech@procopi.com](mailto:betech@procopi.com)

# HEATING STUDY WITH A CALCULATION CORE DEVELOPPED BY THE CSTB

In 2013 Procopi BWT Group entered into partnership with MITSUBISHI Electric, a world leader in the field of heating and air conditioning in the domestic and services sectors.

## Procopi BWT Group partnerships

Partnership with pool professionals: Heating studies.

The introduction of Inverter technology into the swimming pool sector has shaken up sizing practises and created a need for powerful calculation tools capable of highlighting the acoustic and energetic performance levels of these machines.

Procopi BWT Group approached the CSTB (centre scientifique et technique du bâtiment – French centre for building science and building technologies) to develop a calculation core with a 1 hour time step, the only protocol that would allow prediction of INVERTER technology operating modes.

This calculation code was then integrated into a calculation program that we use to perform "Heating Studies" to assist you in the correct sizing of the heat pump for a given installation.

This partnership allowed us to use Mr SLIM and ZUBADAN outdoor units, global references in terms of quality, and with more than 100,000,000 sales throughout the world.

Using this customised software, we calculate the precise heating output necessary to heat the pool. This allows us to recommend the heat pump best suited to your project.

This unique tool is available in your professional space when you sign into your ProcoShop account, you can use it to generate precise, comprehensive, customised thermal studies.

These studies, that consumers find reassuring, can drive sales for your company by highlighting your professional status.

Contact our design office

**+ 33 2 99 61 24 64**

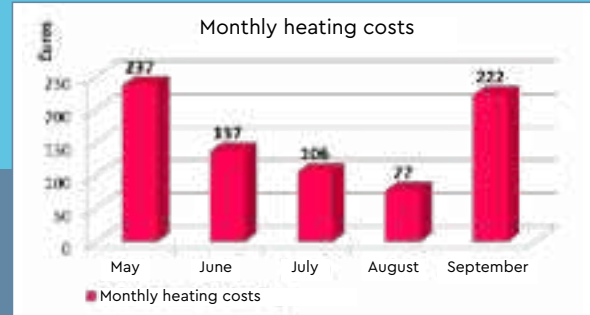
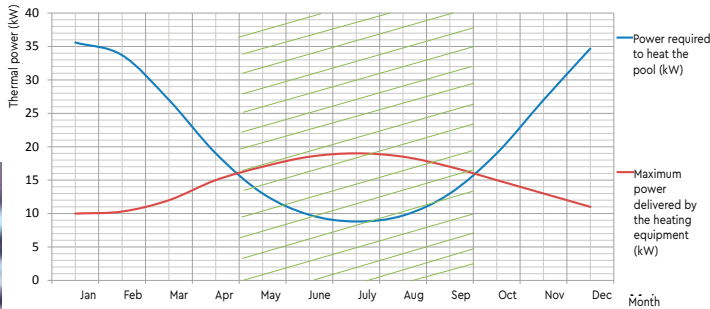
or by e-mail: [betech@procopi.com](mailto:betech@procopi.com)





Procopi BWT Group approached the CSTB (centre scientifique et technique du bâtiment – French centre for building science and building technologies) to develop a calculation core.

To correctly size the heating and dehumidification equipment, the calculation core monitors the heat losses and gains every hour to deduce the pool's heating demand. It uses the precise performance data of the various heating systems, the meteorological conditions and many other parameters such as the pool's technical data, its location and the manner of use.



The calculation core was integrated into an application that generates "Heating Studies" to help you correctly size heating and dehumidification equipment for your pool projects. The application calculates the precise calorific power required to heat the pool. This allows us to recommend heating and/or dehumidification specifically suited to your project.

## Choice of heating and dehumidification equipment

- Inverter, Power Inverter, Zubadan, On/ Off heat pumps, heat exchangers and electrical heaters.
- Ducted and through the wall dehumidifiers, dehumidifier consoles.

## A powerful calculation core that integrates:

- Weather data with a one hour time step.
- Hourly tracking of heat losses and gains.
- Detailed modelling of heating equipment and notably Inverter heat pumps (precise calculation of the machine's COP and operating power depending on the outdoor temperature and its operating mode),
- All the physical phenomena that effect the pool's thermal status (conduction, convection, rainfall, radiation, evaporation, water refilling, metabolic contributions).

## A customised heating study for your client:


- Automatically generated by the on-line application.
- Impactful, simply presents the heating solution most suited to your project
- Designed as a sales tool (Your company name and the project name on the cover page, photographs of the recommended equipment, etc.).
- Simple and easy to understand, contains all the necessary information (required thermal power, monthly heating costs, etc.).
- Real sales leverage, highlights your role as a specialist.



## BWT heat pumps



	BWT Mitsubishi Zubadan (MZI)	BWT Mitsubishi Power Inverter (MPI)
Heating power (Air at 15°C and Water at 26°C)	17 to 33 kW	10.6 to 39 kW
Inverter technology	Yes	Yes
Zubadan technology (very low power loss when outside temperatures drop)	Yes	No
Air blowing	Horizontal	Horizontal
Operating temperature range	-15°C to 46°C	-15°C to 46°C
Recommended pool water volume	≤ 104 m <sup>3</sup> /208 m <sup>3</sup>	≤ 65 m <sup>3</sup> /247 m <sup>3</sup>
Maximum set point temperature in heating mode	38°C	38°C
Minimum set point temperature in cooling mode	8°C	8°C
WiFi control	No	No
Wired-in remote control	Option (20 m cable)	Option (20 m cable)
Heat exchanger	Titanium	Titanium
Casing	Painted, galvanised sheet metal	Painted, galvanised sheet metal
Refrigerant	R410A	R410A
Compatible with a 60 Hz power supply	Yes	Yes
Heat pump guarantee	5 years	5 years
Titanium heat exchanger guarantee	10 years	10 years
Compressor guarantee	5 years	5 years



BWT Inverter horizontal	BWT Inverter Connect	BWT myPOOL Inverter	BWT mypool mini heat pump
<b>5 to 24.5 kW</b>	<b>5.5 to 14.5 kW</b>	<b>4 to 12 kW</b>	<b>2.4 to 3.8 kW</b>
Yes	Yes	Yes	No
No	No	No	No
<b>Horizontal</b>	<b>Horizontal</b>	<b>Horizontal</b>	<b>Horizontal</b>
<b>-10°C to 43°C</b>	<b>0°C to 38°C</b>	<b>0°C to 43°C</b>	<b>10°C to 43°C</b>
<b>≤ 30 m<sup>3</sup>/160 m<sup>3</sup></b>	<b>≤ 30 m<sup>3</sup>/100 m<sup>3</sup></b>	<b>≤ 24 m<sup>3</sup>/70 m<sup>3</sup></b>	<b>≤ 20 m<sup>3</sup>/28 m<sup>3</sup></b>
<b>40°C</b>	<b>32°C</b>	<b>40°C</b>	<b>40°C</b>
<b>12°C</b>	<b>8°C</b>	<b>No cooling mode</b>	<b>No cooling mode</b>
Yes	Yes	No	No
Option (10 m cable)	No	-	-
Titanium and PVC	<b>Titanium and PVC</b>	<b>Titanium and PVC</b>	<b>Titanium</b>
Aluminium with ceramic treatment	<b>Epoxy painted galvanised steel</b>	<b>Polymer coated galvanised steel</b>	<b>Metal</b>
R32	<b>R32</b>	<b>R32</b>	<b>R32</b>
Yes	Yes	No	No
<b>3 years</b>	<b>3 or 5 years</b>	<b>2 years</b>	<b>2 years</b>
<b>Lifetime</b>	<b>3 or 5 years</b>	<b>2 years</b>	<b>2 years</b>
<b>10 years</b>	<b>3 or 5 years</b>	<b>2 years</b>	<b>2 years</b>

## + The industrial strength of a world leader

Mitsubishi Electric, a world leader in the field of heat pumps for climate control and heating, have produced several million machines that use Ecodan Power Inverter and Zubadan Power Inverter technologies. These machines are renowned for their reliability and excellent performance levels.

Mitsubishi and Procopi BWT Group decided to pool their core expertise to create two ranges of swimming pool heat pumps, the MPI. (Ecodan) range and the M.Z.I. (Zubadan) range.



BWT Power Inverter M.P.I. and M.Z.I. heat pumps exploit these technologies to achieve exceptional performance levels, both in terms of noise level and improved coefficient of performance.

## Comprehensive range

The BWT Power Inverter range offers a selection of models to suit pools of all types and sizes.

## Inverter system

On the contrary to a conventional On/Off heat pump that run at a constant speed (50 Hz), the Inverter heat pump compressor can run at between 11 and 100 Hz to adapt to the machine's operating conditions and the outdoor temperature.

In fact, while the outside temperature is low, or while the heating demand is high, the compressor will run at high speed (between 50Hz and 100Hz).

Inversely, while the heating demand is low, notably around the set point, the Inverter compressor will run at low speeds (between 11Hz and 50Hz).

BWT M.P.I. and M.Z.I. heat pumps automatically adjust their compressor speed to adapt to the operating mode and outdoor temperature. There is no need for any intervention by the user.

Running at low speeds, inverter compressors are almost noiseless, provide optimal yield and enjoy a longer service life.

## Reversible heat pumps

All BWT Power Inverter heat pumps are reversible as standard

BWT Power Inverter heat pumps can be used to heat or cool pool water, they are also compatible with systems running on 60 Hz.

This feature is particularly appreciated in very hot regions where it can be used to hold swimming pool water at a comfortable temperature or even to lower or maintain the water temperature in aquaculture tanks used to rear and store fish.

## Silence

Conventional On/Off heat pumps generate a constant sound power, even when water temperature is around the set point.

On the other hand, BWT Power Inverter heat pump compressors slow significantly around the set point so that they run much more quietly than a conventional On/Off machine.

This is particularly important when the heat pump must be installed close to neighbouring properties.

Installers should take regulations governing neighbourhood noise abatement in effect in the country of installation into consideration.

## Start-up overcurrents

BWT Power Inverter heat pumps feature acceleration ramps that exploit frequency variation technology to avoid overcurrents on start-up along with their inherent negative impact on electrical and electronic devices in the home.

## Completely automated

BWT Power Inverter heat pumps are designed to be easy to install and simple to maintain.

## Systematic quality control

To guarantee complete reliability, all BWT Power Inverter heat pumps are tested before being shipped.

## + INNOVATION:

Procopi BWT Group has developed a new geometry for the titanium exchangers equipping BWT MPI and MZI heat. Two gas injection baffles greatly improve the exchange between the primary and secondary circuits, to the point where the machines' power has been increased by 8% and their COP by 18%. In addition, the design of the spiral plates cuts load losses in half



## + BWT TOP TIP



Our heating offer for commercial pools is listed in the Commercial Pools chapter

HEAT PUMP TYPE

Outdoor temperature	On/Off	Power Inverter (MPI)	Zubadan (MZI)
15°C	100%	100%	100%
12°C	91%	94%	94%
7°C	79%	82%	84%
-7°C	-	58%	81%
-10°C	-	52%	77%
-15°C	-	44%	71%

The table above summarises the % heating capacity of the various air/ water swimming pool heat pumps at a range of outdoor air temperatures.



BWT Mitsubishi Zubadan Inverter (M.Z.I.) heat pumps share many of the characteristics of the BWT M.P.I. heat pump.

However, on the contrary to conventional On/Off heat pumps, a M.Z.I. heat pump can provide 80% of its heating capacity when the outdoor ground temperature is far below zero.

BWT M.Z.I. heat pumps are real all season machines specifically intended for indoor pools that are used year round and that require a constant nominal heating power.

## Operating principle

BWT M.Z.I. heat pumps compensate for extremely low outdoor air temperatures by injecting hot gas from an additional bottle directly at the compressor.

## Technical specifications

- Improved heat pump and COP (coefficient of performance).
- Reversible machine, may be used to cool the pool,
- The pool water temperature, set point and heat or cool operating mode are displayed on the remote control.
- Automatic defrosting by cycle inversion, the heat pump runs at temperatures down to -15°C.



The vibration damping pads are not included.

	BWT M.Z.I.-190M	BWT M.Z.I.-190T	BWT M.Z.I.-320T
Certified heating power, Air temp 26° C, Water temp 26° C	31.4 kW	31.4 kW	50 kW
Certified heating power, Air temp 15° C, Water temp 26° C	20.2 kW	20.2 kW	33 kW
Certified cooling power, Air temp 35° C, Water temp 28° C	19.5 kW	19.5 kW	35.2 kW
Recommended pool water volume*	≤ 123 m <sup>3</sup>	≤ 123 m <sup>3</sup>	≤ 208 m <sup>3</sup>
Operating temperature range	From -15°C to 46°C		
Type of refrigerant	R 410A	R 410A	R 410A
Recommended water flow rate	5 to 7 m <sup>3</sup> /h	5 to 7 m <sup>3</sup> /h	10 to 12 m <sup>3</sup> /h
Maximum current consumed	35 A	13 A	26 A
Power supply	230 V 1ph	400 V 3ph	400 V 3ph
Power cable cross section	3 × 10 mm <sup>2</sup>	5 × 2.5 mm <sup>2</sup>	5 × 6 mm <sup>2</sup>
Electrical protection	40 A	16 A	32 A
Exchanger model	Helical plate	Helical plate	Helical plate
Compressor	Scroll	Scroll	Scroll
Quantity of refrigerant	5.50 Kg	5.50 Kg	7.10 Kg
Number of fans	2	2	2
Dimensions L x W x H (mm)	1250×360×1350	1250×360×1350	1250×360×1340
Weight	127 Kg	141 Kg	155 Kg
Code	11020005	11020105	11030105
Price exVAT	-	-	-

Selecting the right heat pump is a complicated process, many factors need to be taken into consideration (location, period of use, desired temperature, etc.). To correctly size your heat pump, carry out a heating study on [www.procoshop.com](http://www.procoshop.com).

\* Values quoted for the following operating conditions: Outside air temperature 15°C, water temperature 26°C, use of an isothermal cover at night, filtration system running 15 hours a day, heating season: May 1st until September 15th in the northern hemisphere. If the operating conditions are different, perform a heating study on [procoshop.com](http://procoshop.com) to correctly size the heat pump.



The AFNOR ACP 90-327 agreement and the test standard drawn up by CERTITA, in the context of NF Pool-heat pump certification, recommend communication of the heating capacity at an outdoor temperature of 15°C.



### Technical specifications

- Improved heat pump and COP (coefficient of performance),
- Reversible machine, can be used to heat or chill the pool, compatible with a 60 Hz electrical frequency,
- The pool water temperature, set point and heat or cool operating mode are displayed on the remote control,
- Automatic defrosting by cycle inversion, the heat pump runs at temperatures down to -15°C,
- Complies with EC standards,
- Low acoustic power in low speed mode, thanks to the Mitsubishi scroll inverter compressor,
- Titanium helical plate heat exchangers (Procopi BWT Group exclusive), compatible with salt electrolysis. The plates features bosses that prevent the phenomenon of laminar flow and substantially increase the heat exchange capacity,
- Low water level safety device (flow switch),
- Wired in via a watertight deck box,
- Anti-UV treated ABS casing allowing integration of a regulator, deck box, heat exchanger, flow controller, sensors, communication and control circuit boards.
- Hydraulic connections, Ø 50 mm, solvent,
- ICHILL thermostat, comfort and Eco mode.
- Condensate collection and drainage kit.


Trophée d'Or 2013  
Innovation category



Titanium exchanger



ICHILL thermostat



  Vibration damping pads are not included

### TECHNICAL DATA - BWT M.P.I.

	BWT M.P.I.-100M	BWT M.P.I.-160M	BWT M.P.I.-190M	BWT M.P.I.-190T	BWT M.P.I.-240M	BWT M.P.I.-240T	BWT M.P.I.-320T	BWT M.P.I.-380T
Certified heating power, Air temp 26° C, Water temp 26° C	16.2 kW	26 kW	31.4 kW	31.4 kW	39 kW	39 kW	50 kW	59 kW
Certified heating power, Air temp 15° C, Water temp 26° C*	10.6 kW	17 kW	20.2 kW	20.2 kW	25.5 kW	25.5 kW	33 kW	39 kW
Certified cooling power, Air temp 35° C, Water temp 28° C	5.7 kW	13 kW	19.5 kW	19.5 kW	20.25 kW	20.25 kW	35.2 kW	36.5 kW
Recommended pool water volume**	≤ 65 m <sup>3</sup>	≤ 104 m <sup>3</sup>	≤ 123 m <sup>3</sup>	≤ 123 m <sup>3</sup>	≤ 156 m <sup>3</sup>	≤ 156 m <sup>3</sup>	≤ 208 m <sup>3</sup>	≤ 247 m <sup>3</sup>
Operating temperature range (°C)	-15°C to 46°C							
Type of refrigerant	R 410A	R 410A	R 410A	R 410A	R 410A	R 410A	R 410A	R 410A
Recommended water flow rate	4 to 5 m <sup>3</sup> /h	4 to 6 m <sup>3</sup> /h	5 to 7 m <sup>3</sup> /h	5 to 7 m <sup>3</sup> /h	8 to 10 m <sup>3</sup> /h	8 to 10 m <sup>3</sup> /h	10 to 12 m <sup>3</sup> /h	12 to 14 m <sup>3</sup> /h
Maximum current consumed	13 A	19 A	29.5 A	13 A	29.5 A	13 A	19 A	21 A
Power supply	230 V 1ph	230 V 1ph	230 V 1ph	400 V 3ph	230 V 1ph	400 V 3ph	400 V 3ph	400 V 3ph
Power cable cross section	3 × 2.5 mm <sup>2</sup>	3 × 4 mm <sup>2</sup>	3 × 6 mm <sup>2</sup>	5 × 2.5 mm <sup>2</sup>	3 × 6 mm <sup>2</sup>	5 × 2.5 mm <sup>2</sup>	5 × 6 mm <sup>2</sup>	5 × 6 mm <sup>2</sup>
Electrical protection	16 A	25 A	32 A	16 A	32 A	16 A	32 A	32 A
Exchanger model	Helical plate	Helical plate	Helical plate	Helical plate	Helical plate	Helical plate	Helical plate	Helical plate
Compressor	Rotary	Rotary	Scroll	Scroll	Scroll	Scroll	Scroll	Scroll
Quantity of gas	2.10 Kg	3.20 Kg	4.60 Kg	4.60 Kg	4.60 Kg	4.60 Kg	7.10 Kg	7.70 Kg
Number of fans	1	1	2	2	2	2	2	2
Dimension L x W x H (mm)	995×495 x600	1150×360 x950	1250×360 x1350	1250×360 x1350	1250×360 x1350	1250×360 x1350	1250x 360 x1340	1250×360 x1340
Weight	49 Kg	82 Kg	125 Kg	125 Kg	125 Kg	137 Kg	142 Kg	148 Kg
Code	11010000	11014000	11020000	11020100	11026000	11026100	11032100	11038100
Price exVAT	-	-	-	-	-	-	-	-

\* Technical data was certified by CETIAT and were measured according to the test protocol EN-14511 (Test report available from procoshop.com).

\*\* Values quoted for the following operating conditions: Outside air temperature 15°C, water temperature 26°C, use of an isothermal cover at night, filtration system running 15 hours a day, heating season: May 1st until September 15th in the northern hemisphere. If the operating conditions are different, perform a heating study on procoshop.com to correctly size the heat pump.

Selecting the right heat pump is a complicated process, many factors need to be taken into consideration (location, period of use, desired temperature, etc.). To correctly size your heat pump, carry out a heating study on [www.procoshop.com](http://www.procoshop.com)



The AFNOR ACP 90-327 agreement and the test standard drawn up by CERTITA, in the context of NF Pool-heat pump certification, recommend communication of the heating capacity at an outdoor temperature of 15°C.

			BWT M.P.I. 100M	BWT M.P.I. 160M	BWT M.P.I. 190M 190T	BWT M.P.I. 240M 240T	BWT M.P.I. 320T	BWT M.P.I. 380T	BWT M.Z.I. 160M	BWT M.Z.I. 190M 190T	BWT M.Z.I. 320T
Low Speed	STEP 1 : 20 Hz	COP*	8.51	8.14	7.69	7.20	6.95	6.84	8.14	7.69	6.95
		Acoustic pressure level at 10 m, in dB (Lp)	24	29	27	30	34	34	30	31	35
		Acoustic power, in dB (Lw)	52.8	57.9	55.8	58.7	62.9	62.9	57.9	58.7	62.9
Cruising speed	STEP 4 : 50 Hz	COP*	7.06	6.95	6.54	6.12	5.84	5.75	6.95	6.54	5.84
		Acoustic pressure level at 10 m, in dB (Lp)	28	33	29	34	39	39	34	35	39
		Acoustic power, in dB (Lw)	56.5	61.9	57.8	62.8	67.3	67.3	61.9	62.8	67.3
High speed	STEP 7 : 100 Hz	COP*	5.72	5.44	5.15	4.84	4.68	4.60	5.44	5.15	4.68
		Acoustic pressure level at 10 m, in dB (Lp)	35	40	40	43	47	47	41	42	47
		Acoustic power, in dB (Lw)	63	69	68.6	72	76	76	69.0	70.0	75.0

\* COP is quoted for the following operating conditions: Air temp 15°C and water temp 26°C

The table below summarises the main characteristics of the BWT M.P.I. and M.Z.I. heat pumps in their various operating modes.


The heat pumps automatically select the operating mode best suited to the current weather and operating conditions.


- Low speed: BWT M.P.I. and M.Z.I. heat pumps can operate at three speeds below 50 Hz (Step 1, 2 and 3). The heat pump operates in this mode when it is close to the set point (within approximately 1°C). At these speeds, M.P.I. and M.Z.I. heat pumps offer a COP and sound levels that cannot be achieved by conventional On/ Off heat pumps.
- Cruising speed: This is the operating speed of a standard On/ Off heat pump, it corresponds to a compressor speed of 50 Hz, or Step 4.
- Full speed: BWT M.P.I. and M.Z.I. heat pumps operate at one of three speeds greater than 50 Hz (Steps 5, 6 and 7) during the initial heating ramp or when weather conditions are harsh.

## BWT M.P.I. & M.Z.I. HEAT PUMP GUARANTEE CONDITIONS

### Duration of the guarantee

BWT – Mitsubishi Power inverter heat pumps (M.P.I. and M.Z.I. models) are covered by a 5 year guarantee as of the date of invoice. The clauses and conditions constituting the heat pump guarantees may be found on our internet site. The guarantee period is extended to 10 years for the titanium exchanger.



**+**  BWT Inverter Horizontal heat pump guarantees and performance data are certified by the TÜV Rheinland



Twisted, titanium coil fitted in the heat exchanger

**+** Vibration damping pads are included.

**+** A ceramic coating to ensure that your heat pump keeps its looks. BWT heat pumps are coated with an additional, protective ceramic coating. Water-repellent and UV stable, it prevents oxidation and staining by dirt or chemicals. Well protected, BWT heat pumps are easy to clean, and remain gleaming, smooth and beautiful for a very long time.

### TOUCH SCREEN CONTROL PAD FOR BWT INVERTER HORIZONTAL HEAT PUMPS




### WiFi MODULE FOR FOR BWT INVERTER HORIZONTAL HEAT PUMPS

1. Access the support service in one click
2. Real time monitoring of your data
3. Wherever you are, whatever the time, you have control



**+** The WiFi module is included as standard BWT Inverter horizontal heat pumps.

**+** Caution, to use the WiFi module, the heat pump must be installed in a zone with WiFi coverage.





## Comprehensive range

The BWT Inverter Horizontal range offers a selection of models to suit pools of all types and sizes.

## Inverter system

On the contrary to a conventional On/Off heat pump that run at a constant speed (100%), the Inverter heat pump compressor can run at between 20% and 100% to adapt to the machine's operating conditions and outdoor temperatures.

In fact, while the outside temperature is low, or while the heating demand is high, the compressor will run at high speed (between 50% and 100%).

Inversely, while the heating demand is low, notably around the set point, the Inverter compressor will run at low speeds (between 25% and 50%).

BWT Inverter horizontal heat pumps automatically adjust their compressor speed to adapt to the operating mode and outdoor temperature. There is no need for any intervention by the user.

Running at low speeds, inverter compressors are almost noiseless, provide optimal yield and enjoy a longer service life.

## Reversible heat pumps

All BWT Inverter horizontal heat pumps are reversible as standard, they can be used to heat or cool the pool water.

This feature is particularly appreciated in very hot regions where it can be used to hold swimming pool water at a comfortable temperature or even to lower or maintain the water temperature in aquaculture tanks used to rear and store fish.

## Silence

Conventional On/Off heat pumps generate a constant sound power, even when water temperature is around the set point.

On the other hand, BWT Inverter horizontal heat pump compressors slow significantly around the set point so that they run much more

quietly than a conventional On/Off machine

This is particularly important when the heat pump must be installed close to neighbouring properties.

Installers should take regulations governing neighbourhood noise abatement in effect in the country of installation into consideration

## Start-up overcurrents

BWT Inverter horizontal heat pumps feature acceleration ramps that exploit frequency variation technology to avoid overcurrents on start-up along with their inherent negative impact on electrical and electronic devices in the home.

## Completely automated

BWT Inverter horizontal heat pumps are designed to be easy to install and simple to maintain.

## Aluminium cabinet

A modern and innovative design in aluminium, completely resistant to corrosion over time.

## Systematic quality control

To guarantee complete reliability, all BWT Inverter horizontal heat pumps are tested before being shipped.

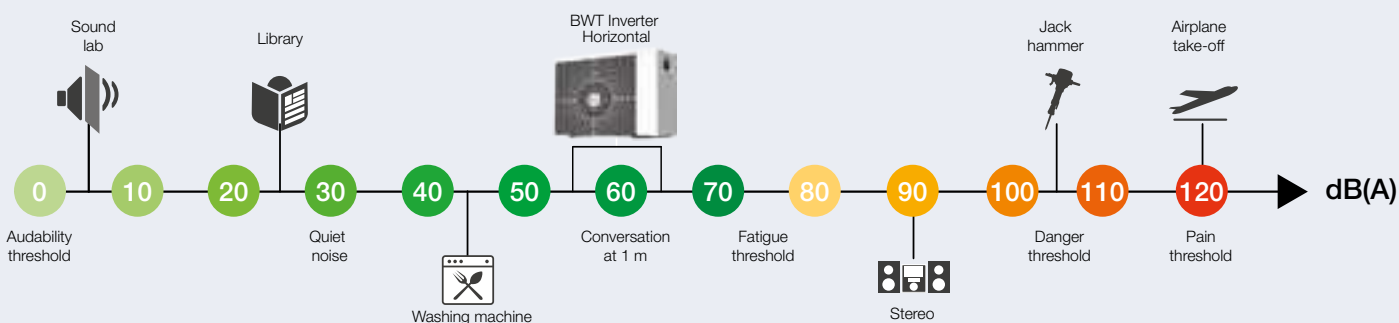
## Equipment

BWT Inverter horizontal heat pumps are delivered with a winter jacket.

## Guarantees

BWT Inverter horizontal heat pump titanium exchangers are covered by a lifetime guarantee, the compressor is covered by a ten year guarantee.

Repairs made under this guarantee are carried out on site.



The scale above compare the acoustic power level of BWT Inverter horizontal with every events.



### The R32 refrigerant offers numerous advantages:

- It outperforms the R410A refrigerant by 5% to 10%
- Requires less fluid for an identical output power (20 to 30% less fluid compared to R410A)
- It is more environmentally friendly. R32 has a Global Warming Potential (GWP-

indicates the impact a fluid has on global warming) of 675, compared to 2088 for R410A.

- Given its low GWP, leaktightness tests are only mandatory for loads greater than 7.2 kg (compared to 2.82 kg for R410C and 2.39 kg for R410A)
- R32 is totally pure and therefore, very easy to recycle.

## TECHNICAL DATA - BWT INVERTER HORIZONTAL

Family 5 355

	HI-HC 66	HI-HC 85	HI-HC 106	HI-HC 132	HI-HC 150	HI-HC 177	HI-HC 204	HI-HC 273	HI-HC 270	HI-HC 358
Certified heating power, Air temp 26° C, Water temp 26° C	6.6 kW	8.5 kW	10.6 kW	13.2 kW	15 kW	17.7 kW	20.4 kW	27.3 kW	27.0 kW	35.8 kW
Certified heating power, Air temp 15° C, Water temp 26° C •	5.0 kW	6.2 kW	7.5 kW	9.0 kW	10.5 kW	12.0 kW	14.0 kW	18.0 kW	18.0 kW	24.5 kW
Certified cooling power, Air temp 35° C, Water temp 28° C	3.0 kW	4.0 kW	4.5 kW	5.5 kW	6.8 kW	7.7 kW	9.8 kW	12.1 kW	12.1 kW	16.4 kW
Operating temperature range	from -10°C to 43°C									
max/min power consumed (kW)	0.13~1.11	0.17~1.24	0.19~1.56	0.24~1.87	0.27~2.28	0.31~2.67	0.38~3.30	0.57~3.75	0.53~3.75	0.62~5.20
Type of refrigerant	R 32									
Recommended pool water volume (m <sup>3</sup> )**	15~30	20~40	25~45	30~55	35~65	40~75	50~95	65~120	65~120	90~160
Recommended water flow rate	2~4 m <sup>3</sup> /h	2~4 m <sup>3</sup> /h	3~4 m <sup>3</sup> /h	4~6 m <sup>3</sup> /h	5~7 m <sup>3</sup> /h	6.5~8.5	8~10 m <sup>3</sup> /h	10~12 m <sup>3</sup> /h	10~12 m <sup>3</sup> /h	10~18 m <sup>3</sup> /h
Maximum current consumed	6.5 A	7.5 A	8.5 A	10.5 A	11 A	13 A	17 A	20 A	7 A	9.5 A
Power supply	230 V 1ph								400 V 3ph	
Power cable cross section	3x1.5 mm <sup>2</sup>		3x2.5 mm <sup>2</sup>				3x4 mm <sup>2</sup>	3x6 mm <sup>2</sup>	5x2.5 mm <sup>2</sup>	
Electrical protection	8 A	9 A	10.5 A	13 A	13.5 A	16 A	21 A	24 A	9 A	12 A
Exchanger model	Twisted. titanium coil and PVC									
Compressor	Double rotary									
Number of fans	1									
Inlet/ Outlet unions	50 mm female solvent									
Cabinet	Aluminium									
Dimensions L x W x H (mm)	894x349x648			954x349x648		954x429 x648	954x429 x755	1084x429 x948		1154x539 x948
Weight	42 kg	45 kg	49 kg	50 kg	52 kg	63 kg	68 kg	90 kg	93 kg	120 kg
Code	125252276	125252277	125252278	125252279	125252280	125252281	125252282	125252283	125252284	125252285
Price exVAT	-	-	-	-	-	-	-	-	-	-

• The power output and COP, at 15°C, were certified by TÜV Rheinland in accordance with the European standard EN 15411-2011 and DTP no. 10 issued by the "Fédération des Professionnels de la Piscine (F.P.P.)" (French federation of pool professionals). The acoustic power was tested and certified by the CVC in accordance with the European standard EN 12102 dated 2008 and also DTP no. 10 issued by the Fédération des Professionnels de la Piscine (F.P.P.). Power output and acoustic power test reports for all Fairland Inverter Plus heat pumps are on [procoshop.com](http://procoshop.com)

Selecting the right heat pump is a complicated process, many factors need to be taken into consideration (location, period of use, desired temperature, etc.). To correctly size your heat pump, carry out a heating study on [www.procoshop.com](http://www.procoshop.com)

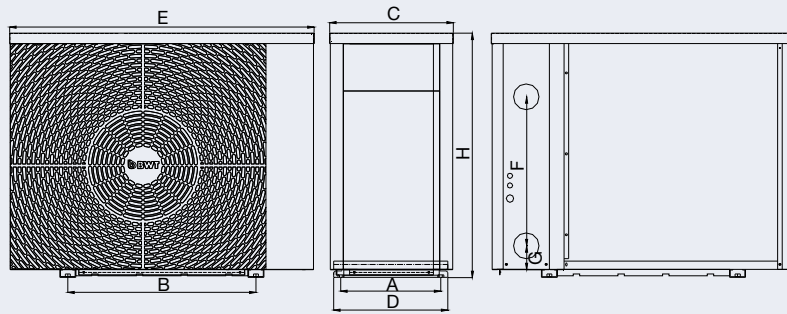
\*\* Values quoted for the following operating conditions: Outside air temperature 15°C, water temperature 26°C, use of an isothermal cover at night, filtration system running 15 hours a day, heating season: May 1st until September 15th in the northern hemisphere. If the operating conditions are different, perform a heating study on [procoshop.com](http://procoshop.com) to correctly size the heat pump.



The AFNOR ACP 90-327 agreement and the test standard drawn up by CERTITA, in the context of NF Pool-heat pump certification, recommend communication of the heating capacity at an outdoor temperature of 15°C.



DIMENSIONS



	A	B	C	D	E	F	G	H
HI-HC 66	334	590	318	359	894	250	74	648
HI-HC 85	334	590	318	359	894	250	74	648
HI-HC 106	334	590	318	359	894	280	74	648
HI-HC 132	334	590	318	359	954	340	74	648
HI-HC 150	334	590	318	359	954	340	74	648
HI-HC 177	404	590	388	429	954	390	74	648
HI-HC 204	404	590	388	429	954	460	74	755
HI-HC 273	404	720	388	429	1084	620	74	948
HI-HC 270	404	720	388	429	1084	620	74	948
HI-HC 358	514	790	498	539	1154	650	74	948

PERFORMANCE DATA - BWT INVERTER HORIZONTAL

Family 5 355

Air 15°C – Water 26°C – Humidity 80%		HI-HC 66	HI-HC 85	HI-HC 106	HI-HC 132	HI-HC 150	HI-HC 177	HI-HC 204	HI-HC 273	HI-HC 270	HI-HC 358
20 % capacity	COP	14.7	14.8	15.0	15.4	15.5	15.8	15.3	15.4	15.3	15.6
100 % capacity	COP	6.0	7.4	7.4	7.3	6.7	6.2	6.0	6.5	6.5	5.8

Air 15°C – Water 26°C – Humidity 70%		HI-HC 66	HI-HC 85	HI-HC 106	HI-HC 132	HI-HC 150	HI-HC 177	HI-HC 204	HI-HC 273	HI-HC 270	HI-HC 358
20% capacity	COP	7.3	7.4	7.7	7.7	7.8	7.8	7.7	8.1	8.1	8.0
	Acoustic pressure level at 10 m, in dB (Lp)	17.8	18.8	18.6	22.1	21.3	23.1	20.9	23.5	23.5	22.6
	Acoustic power at 1m, in dB (Lw)	51.6	52.6	52.4	55.9	55.1	56.9	55.7	58.3	43.5	57.4
100% capacity	COP	4.5	5.0	4.8	4.8	4.6	4.5	4.4	4.8	4.8	4.7
	Acoustic pressure level at 10 m, in dB (Lp)	27.2	28.2	29.9	30.7	35	33.8	34.2	34.9	34.9	34.7
	Acoustic power at 1m, in dB (Lw)	61	62	63.7	64.5	68.8	67.6	69	69.7	54.9	69.5

The table above shows examples of the BWT Inverter horizontal performance levels in 2 operating modes. BWT Inverter horizontal heat pumps will automatically select the operating mode best suited to the pool's demands based on climatic conditions and operating conditions. The compressor speed is altered in steps of 1Hz between 20 Hz and 80 Hz.

HEATING & DEHUMIDIFICATION

## BWT INVERTER CONNECT

Family 5350



3 year guarantee, extended to 5 years if the heat pump is permanently connected to WiFi and registered on the dedicated app.



The **BWT Inverter Connect reversible heat pump** automatically adjusts its power to provide the optimum yield while generating the least noise of any heat pump in this category!

The BWT Inverter Connect heat pump features an intelligent regulation system that adjusts the heat pump power as a function of both water temperature and the ambient temperature to ensure that the pool water is always at the perfect temperature, that the COP is high and that the noise level is low.

### Technical data

- FULL INVERTER technology,
- 5 models: 6.8kW, 8.9 kW, 12.5 kW, 14.2 kW, 18.2 kW,
- Beautifully design metal cabinet with BWT logo & intuitive digital screen,
- COP improved by 20 to 30 %,
- 3 operating modes: Max, Eco and Silent,
- Compatible with the BWT Inverter smartphone app,
- 3 year guarantee, extended to 5 years if the heat pump is permanently connected to WiFi and registered on the dedicated app,
- Hydraulic unions, winter jacket, silent Blocks, condensate drainage kit are included.



TECHNICAL DATA

	IC 68	IC 89	IC 125	IC 142	IC 182
Recommended pool water volume (May to September, pool covered)	15-30 m <sup>3</sup>	30-45 m <sup>3</sup>	55-65 m <sup>3</sup>	65-80 m <sup>3</sup>	80-100 m <sup>3</sup>
<b>Performance data</b>					
Power output Max mode(kW)	6.8 kW	8.9 kW	12.5kW	14.2 kW	18.2 kW
COP Max mode	7.0 ~ 5.4	6.8 ~ 5.8	6.6 ~ 5.6	6.6 ~ 5.6	6.6 ~ 5.6
Power output Eco mode (kW)	6.8 ~ 3.0 kW	8.9~ 3.2 kW	12.2~ 4.2 kW	13.9~ 5.8 kW	17.9~ 6.4 kW
COP Eco mode	10.5 ~ 5.4	10.2 ~ 5.8	10.0 ~ 5.6	10.1 ~ 5.7	10.2 ~ 5.4
Power output Silent mode (kW)	5.2~ 3.0 kW	5.4 ~ 3.2 kW	8.0 ~ 4.2 kW	10.2 ~ 5.8 kW	13.4 ~ 4.2 kW
COP Silent mode (kW)	10.5~ 7.9	10.2 ~ 7.9	10.0 ~ 8.1	10.0 ~ 8.1	10.0 ~ 8.1
Power output Max mode(kW)	5.5 kW	7 kW	9.5 kW	12 kW	14.5 kW
COP Max mode	5.6 ~ 4.5	4.8 ~ 4.3	4.9 ~ 4.5	5.0 ~ 4.4	4.9 ~ 4.5
Power output Eco mode (kW)	5.5 ~ 2.6 kW	6.5 ~ 3.0 kW	9.5 ~ 3.5 kW	11.2 ~ 4.4 kW	14.5 ~ 6.5 kW
COP Eco mode	6.6 ~ 4.5	6.4 ~ 4.3	6.6 ~ 4.5	6.6 ~ 4.5	6.6 ~ 4.5
Power output Silent mode (kW)	3.5 ~ 2.6 kW	3.6 ~ 3.0 kW	5.8 ~ 3.5 kW	6.7 ~ 4.4 kW	8.6 ~ 6.5 kW
COP Silent mode (kW)	6.6 ~ 5.4	6.4~ 5.3	6.6 ~ 5.4	6.5 ~ 5.3	6.4 ~ 5.2
Lowest sound level, Silent mode (at 10m)	20 dB(a)	20 dB(a)	22 dB(a)	24 dB(a)	24 dB(a)
Operating range	0°C -> 38°C				
<b>Components</b>					
Compressor	2D Full DC Inverter				
Expansion	Electronic				
Heat exchanger	Spiral Titanium				
Cabinet	Epoxy painted metal				
Refrigerant	R32				
<b>Installation</b>					
Nominal current (maximum)	4.3 A (7.3 A)	4.5 A (7.5 A)	5.0 A (8.5 A)	5.0 A (8.5 A)	5.0 A (8.5 A)
Hydraulic unions	1.5" / 50 mm				
Power supply	230V / 1~+N / 50 or 60 Hz				
Cable cross section and protection (for 20 m)	C 10 A (3G2.5 mm <sup>2</sup> )	C 10 A (3G2.5 mm <sup>2</sup> )	C 16 A (3G2.5 mm <sup>2</sup> )	C 20 A (3G4 mm <sup>2</sup> )	C 20 A (3G4 mm <sup>2</sup> )
Max power consumed (Air 26°C)	1.0 kW	1.1 kW	1.7 kW	1.7 kW	1.7 kW
Minimum water flow rate	4 m <sup>3</sup> /h		5 m <sup>3</sup> /h	5 m <sup>3</sup> /h	5 m <sup>3</sup> /h
Water load loss	64 KPa	64 KPa	64 KPa	64 KPa	64 KPa
Dimensions (L x W x H)	830*300*500	830*300*500	970*360*600	970 x 330 x705	970 x 330 x705
Weight (net)	40 kg	43 kg	49 kg	54 kg	59 kg

Code	Description	Price exVAT
125505470	BWT Inverter Connect IC 68 heat pump	-
125505471	BWT Inverter Connect IC 89 heat pump	-
125505472	BWT Inverter Connect IC 125 heat pump	-
125505473	BWT Inverter Connect IC 142 heat pump	-
125505474	BWT Inverter Connect IC 182 heat pump	-





### INVERTER SYSTEM:

The BWT myPOOL Inverter heat pump compressor runs at between 20% and 100% of its capacity depending on the operating conditions and the outdoor temperature.

The BWT myPool Inverter heat pump captures heat calories from the air and transfers them to your pool water.

At the beginning of the pool season, when the heating demand is high, the Inverter compressor and the fan run at high speed (around 100%). As the pool water temperature approaches the set point, the Inverter compressor reduces its heating capacity and runs at lower speeds. This operating mode generates significant energy savings.

### MAIN ADVANTAGES:

Runs at air temperatures between 0 at 43°C (depending on the relative humidity) and so prolongs your pool season. Inverter heat pumps have an average COP of 9 under the following operating conditions: Air 26°C, Water 15°C, Humidity 80%\*.

### DIGITAL REGULATOR:

The high and low pressure limiters, the flow switch, the cycle inversion defrosting system and the 5 temperature sensors are all controlled by a digital regulator to optimise protection of the heat pump and to ensure precise control of the pool water temperature.

### CASING:

The BWT myPool Inverter heat pump casing is made of galvanised steel coated with a protective polymer. This protective, anticorrosion polymer coating is longer lasting and more efficient.

### TECHNICAL DATA:

- GMCC compressor
- Titanium heat exchanger,
- Magnetic flow switch, allows complete isolation of water from electricity,
- All the copper tubes in the BWT myPOOL heat pump are silver welded. This welding technique prevents risks associated with gas leaks,
- "Blue Fin" treated evaporator,
- Stainless steel screws,
- Elegant small size, small footprint,
- Runs silently (Inverter technology),
- Simple to install, easy to maintain.

Code	Description	Price exVAT
125252269	BWT myPOOL Inverter 50 heat pump	-
125252271	BWT myPOOL Inverter 62 heat pump	-
125252272	BWT myPOOL Inverter 80 heat pump	-
125252273	BWT myPOOL Inverter 96 heat pump	-
125252274	BWT myPOOL Inverter 125 heat pump	-
125252275	BWT myPOOL Inverter 165 heat pump	-
7850060	RC38, 45 or 50 by-pass for BWT myPOOL Inverter heat pump	-



## TECHNICAL DATA

Models	MP-IPH 50	MP-IPH 62	MP-IPH 80	MP-IPH 96	MP-IPH 125	MP-IPH 165
Code	125252269	125252271	125252272	125252273	125252274	125252275
Recommended pool volume (m <sup>3</sup> )	10~24	14~28	20~35	20~40	30~55	35~70
Operating temperature ranges (°C)	0~43					
Operating conditions: Air 26°C, Water 26°C, Humidity 80%*						
Heating capacity (kW)	5.0	6.2	8.0	9.6	12.5	16.5
C.O.P.	9.4~5.8	9.5~5.9	9.1~5.6	9.5~5.7	10.5~5.9	10.0~5.7
Operating conditions: Air 15°C, Water 26°C, Humidity 70%*						
Heating capacity (kW)	4.0	4.8	6.0	7.3	9.0	12.0
C.O.P.	5.9~4.3	5.9~4.4	5.9~4.1	6.0~4.3	5.9~4.2	6.0~4.2
Rated power (kW)	0.29~0.83	0.29~1.0	0.34~1.4	0.35~1.7	0.36~2.1	0.57~2.7
refrigerant	R32					
Rated current (A)	1.87~3.78	1.26~4.74	1.48~6.0	1.52~7.39	1.57~8.7	2.48~11.7
Power supply	230 V / 1ph / 50 Hz					
Recommended water flow rate (m <sup>3</sup> /h)	2~4	2~4	2~4	3~4	4~6	6~8
Acoustic pressure at 1m dB(A)	38.5~50.1	38.8~50.2	40.8~51.1	40.6~52.5	42.9~53.0	45.2~56.3
Acoustic pressure at 10m dB(A)	18.5~30.1	18.8~30.2	20.8~31.1	20.6~32.5	22.9~33.0	25.2~36.3
Heat exchanger	Titanium spiral tube in PVC					
Cabinet	Plastic coated metallic cabinet					
Hydraulic connections (mm)	50					
Net weight/ Gross weight (Kg)	42	42	46	47	49	60
Dimensions – LxWxH (mm)	744x359x648	744x359x648	864x359x648	864x359x648	864x359x648	954x359x648

## INVERTER TECHNOLOGY TO ENHANCE YOUR COMFORT

Family 5359



HEATING & DEHUMIDIFICATION

## BWT MYPOOL MINI HEAT PUMP


# The compact solution

## FOR HEATING SMALL POOLS

The ultra compact BWT myPOOL heat pump is perfect for heating small above-ground pools and spas up to 28 m<sup>3</sup>.

### Technical data:

- Mini heat pump with stainless steel cabinet,
- The ideal solution for above-ground pools and spas from 2 to 28 m<sup>3</sup>,
- Compact dimensions: 31 × 35.7 × 37.5 cm,
- R32 refrigerant,
- EC standard compliant,
- Easy to connect and operate,
- Operating range from 11°C to 40°C,
- Plugs into the mains,
- Multiple protection systems, risk-free operation



Code	Description	Price exVAT
125500854	SHP03 On/Off heat pump – 3.5 kw	-
125505536	SHP05 On/Off heat pump- 5.8 kw	-

Modèles	SHP03	SHP05
Code	125500854	125505536
Recommended pool volume (m <sup>3</sup> )	<20	<28
Operating temperature range (°C)	10~43	
Operating conditions: Air 26°C, Water 26°C, Humidity 80%*		
Heating capacity (kW)	3.5	5.8
C.O.P.	5.5	6.5
Operating conditions: Air 15°C, Water 26°C, Humidity 70%*		
Heating capacity (kW)	2.4	3.8
C.O.P	4.1	4.5
Rated power (kW) at air temp 15°C (kW)	0.59	0.84
Refrigerant	R32	
Rated current (A) at air temp 15°C (A)	2.56	3.65
Power supply	230 V / 1ph / 50 Hz	
Recommended water flow rate (m <sup>3</sup> /h)	1-2	2-3
Acoustic pressure at 1m dB(A)	56	57
Acoustic pressure at 10m dB(A)	36	37
Heat exchanger	Titanium	
Cabinet	Metal	
Hydraulic connections (mm)	32/38	
Net weight/ Gross weight (Kg)	24	34
Dimensions – LxWxH (mm)	412x367x425	484x445x503



## FAIRLAND CONSOLES

Family 5 220

Fairland dehumidifiers are designed to treat, and contribute to the heating of, the air above indoor pools.

Fairland dehumidifiers can also be used to treat the air in rooms prone to dampness (cellars, bathrooms, kitchens, etc.), gym halls and museums.

All the data listed below was certified by the TÜV, in accordance with the test protocol EN 810 :1997 that stipulates an air temperature of 30°C and a relative humidity of 70%.

Test reports for Fairland dehumidifiers issued by the TÜV Rheinland are available for download from our internet site.

### Technical data:

- HP Booster technology, similar to Pioneer heat pumps,
- Refrigerant : R 410/A, which is superior to R 407/C with better performance data,
- Free-standing or wall mounted console,
- Hygro-thermostat enclosed, for self assembly,
- ABS casing, thermoformed,
- Pleasing design,
- Optional heater battery available, for assembly by the client,
- Runs silently..



**+** A dehumidifier sizing study, drawn up based on a detailed diagram of the pool and the room to be dehumidified, must be carried out by the Design Office before ordering a console dehumidifier.

Technical data			
Model	DH-60	DH-90**	DH-120**
Dehumidification capacity (litres/ 24 hours*)	60	93	120
Dehumidification capacity (litres/ hour*)	2.50	3.90	5.00
Dehumidification Efficiency Ratio (DER)	2.40	2.31	2.49
Heat generated (kW)	2.80	4.20	5.50
Air flow rate (m <sup>3</sup> /H)	800	1 000	1 200
Electrical heating battery (option) (kW)	2	3	3
Electrical power consumed (kW)	1	1.7	2
Nominal current absorbed (A)	4.58	7.83	9.15
Power supply (Volts/ Frequency)	230 V. / 50 Hz		
Operating temperature range (°C)	10 à 38		
Acoustic power (dB(A))	61.50	62.80	62.80
Acoustic pressure at 5 meters (dB(A))	39.50	40.80	40.80
Dimensions (L x W x H) (mm)	855×242x 848	1155×280×848	1155×280×848
Net weight/ gross weight (Kg)	53/68	70/86	75/91

(\*): According to the test protocol EN 810 :1997, that is Air temperature of 30°C and HR of 70%.

(\*\*): Fairland DH-90 and DH-120 dehumidifiers have the same type of casing.

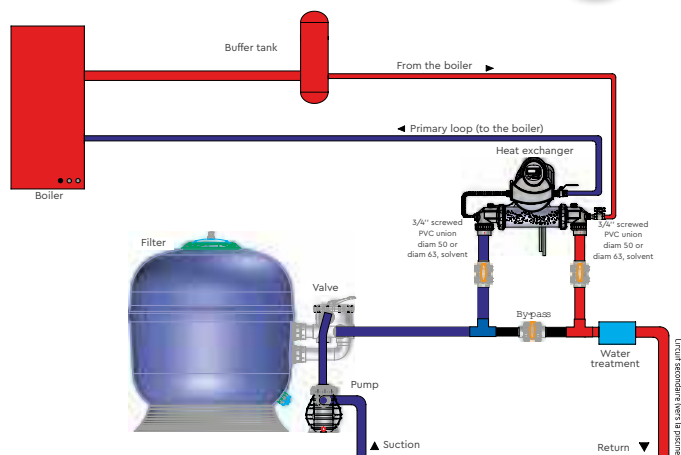
Code	Description	Price exVAT
9494000	Fairland DH-60 dehumidifier, 60 litres/24 hours	-
9495000	Fairland DH-90 dehumidifier, 93 litres/24 hours	-
9497000	Fairland DH-120 dehumidifier, 120 litres/24 hours	-
Options		
9494050	2kW heating element, for Fairland DH-60 dehumidifier*	-
9495050	3kW heating element, for Fairland DH-90 and DH-120 dehumidifier*	-

\* To be mounted by the installer

# HEAT EXCHANGERS



Preassembled heat exchanger, titanium



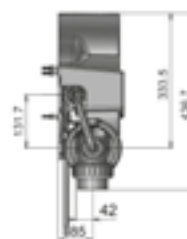
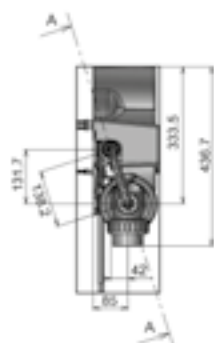
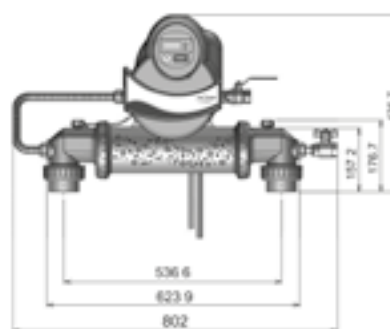
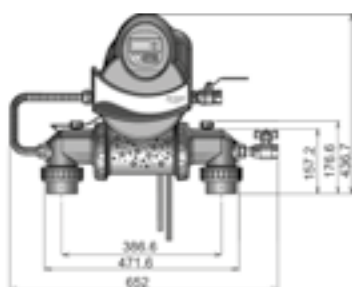
## BWT PRE-ASSEMBLED, TITANIUM HEAT EXCHANGER

Family 4970

A preassembled, housed version of the heat exchanger with a titanium exchanger plate is also available. It comprises;

- A titanium plate heat exchanger,
- A precision Aquastat with digital display of the water temperature and set point value,
- A primary circuit circulation pump,
- Two isolation valves on the primary circuit, one fitted with an anti-thermosyphon check valve
- A drain valve,
- All the cables and electrical components necessary for the system to operate correctly.

Code	Description	Price exVAT
9202200	MK-1 heat exchanger, pre-assembled	-
9202400	MK-2 heat exchanger, pre-assembled	-
9202600	MK-3 heat exchanger, pre-assembled	-
9202900	MK-4 heat exchanger, pre-assembled	-



All spiral plate heat exchangers have a primary  $\varnothing$  of 3/4" and a secondary  $\varnothing$  of 50 and 63 mm, solvent.



Models	Flow rate, m <sup>3</sup> /h, at:		Power output (kW), depending on the primary temperature, see below					
	Primary	Secondary	45°C	50°C	60°C	70°C	80°C	90°C
Heat exchanger MK-1	0.72	4.50	8	9	14	18	22	27
Heat exchanger MK-2	1.20	5	12	15	22	29	37	43
Heat exchanger MK-3	1.74	6.50	17	20	29	38	48	58
Heat exchanger MK-4	1.80	11	27	33	49	63	79	95

The power output values listed above are valid at a secondary circuit (pool water) temperature of 25°.  
Caution: The temperature in the primary circuit of heat exchangers must not exceed 90°C



Echangeur Titane

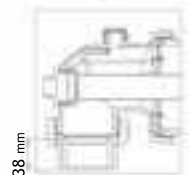
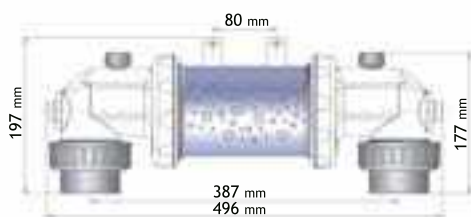


## TITANIUM SPIRAL PLATE HEAT EXCHANGER

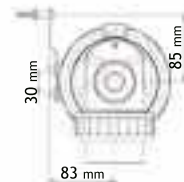

Family 4970

- The body of the heat exchanger is made of glass loaded polypropylene. The exchanger itself, a spiral plate, is made of Titanium. Use the above below to select the right heat exchanger for the water temperature in the primary loop.
- The plates feature bosses to prevent laminar flow and significantly improve the exchange capacity.
- The unions on the secondary circuit are bent at 90° to facilitate connection on a by-pass loop.
- Thermowells for insertion of a temperature sensor at the inlet and the outlet to allow inversion of the flow direction..
- Titanium exchangers are compatible with salt water electrolysis..

Code	Description	Price exVAT
9200200	Titanium heat exchanger MK-1, unoused	-
9200400	Titanium heat exchanger MK-2, unoused	-
9200600	Titanium heat exchanger MK-3, unoused	-
9200900	Titanium heat exchanger MK-4, unoused	-



Model ET-NU MK-1 and MK-2



Model ET-NU MK-3 and MK-4

**+** The diameter of the primary circuit of all the spiral plate heat exchangers is 3/4", the diameter of the secondary circuit can be 50 or 63 mm, solvent. The unoused heat exchangers must be fitted with a flow-switch or a pressure gauge that allows the flow in the primary circuit to be stopped when filtration is stopped. The primary circuit must be fitted with an anti-thermosiphon mechanism.



# 11

## MAINTENANCE & CLEANING

**Complies with the following standards:**

EN 60335-1 May 2013: Safety of household and similar electrical appliances General requirements  
EN 55014-1 + A2 February 2012: Electromagnetic compatibility Part 1: Emission.  
EN 55014-2 + A2 January 2009: Electromagnetic compatibility Part 2: Immunity.  
Directive 2004/108/EC: the Electromagnetic Compatibility directive



- 212** ROBOTIC POOL CLEANER COMPARISON
- 214** ROBOTIC POOL CLEANERS
- 222** BATTERY POWERED POOL CLEANERS
- 224** RECHARGEABLE POOL VACUUMS
- 226** ROBOTIC POOL CLEANERS
- 234** RECHARGEABLE POOL VACUUMS
- 236** BATTERY POWERED POOL VACUUMS
- 238** MAINTENANCE ACCESSORIES

## A broad selection of robotic pool cleaners, we offer the perfect solution for any private or public pool!

POWERFUL, EFFICIENT, ERGONOMIC, SIMPLE TO USE, EASY TO MAINTAIN

### COSMY 100, 150, 200 & 250



- COSMY THE BOT, intuitive and user friendly. Gets to work at the push of a button.
- Ergonomic and intelligent.
- Featuring the latest technology, it cleans more quickly and more efficiently while consuming less energy.

page 214

### BWT P LINE



- The P400 robotic pool cleaner offers one 1.5 hour cleaning cycle to clean the pool floor. It is designed for pools up to 10 m long.
- The P500 robotic pool cleaner features a 2 hour cleaning cycle, during which it cleans the pool floor, walls and water line. It adapts to the most complex pool shapes up to 12 m long.
- The P600 APP Bluetooth robotic pool cleaner offers a choice of 3 cleaning cycles, 1.5, 2 or 2.5 hours, to clean the pool floor, walls and water line. It adapts to complex pool shapes up to 15 m long.

page 218

### BWT CORDLESS PRO PK



- The Pro PK MAX cordless pool vacuum cleaner offers a run time of 2 hours. It is compatible with above-ground and in-ground flat bottom pools of any shape and with any surface finish. It is suitable for pools with a surface area of up to 20 m<sup>2</sup>.
- The Pro PK TURBO cordless pool vacuum cleaner has a run time of 75 minutes. It features flexible extensions that facilitate cleaning over curved pool surfaces. Extensions are removable for cleaning tight spaces.

Page 222

## BWT PRO PK RECHARGEABLE POOL VACUUM CLEANERS



- The BWT Pro PK GIANT rechargeable pool vacuum has a run time of 75 minutes. It offers powerful suction and fast cleaning of average to large sized above-ground and in-ground pools.
- The run time of a BWT Pro PK SWIFT pool vacuum is 30 minutes. the perfect solution for efficient cleaning of average sized above-ground and in-ground pools.
- With its powerful suction, extra large debris canister, and a run time of 40 minutes, the BWT Pro PK X-FLOW is ideal for rapidly and efficiently cleaning mid to large sized above-ground and in-ground pools.

page 224

## BWT B LINE



- Powerful, efficient, ergonomic, simple to use and easy to maintain.
- BWT B line robotic pool cleaners offer high performance, visual appeal and functionality, all at a very affordable price.
- A particular advantage that makes all the difference: BWT hyperfine filtration.
- Ideal for above-ground pools and small pools.

page 226

## BWT D LINE



- Powerful, precise, fast ergonomic, excellent grip on all surface finishes, simple to use and easy to maintain.
- BWT D robotic pool cleaners offer high performance, visual appeal and functionality.
- A particular advantage that makes all the difference: the finest filtration available on the market.
- Perfect for pools of any shape, and with any surface finish up to 8 m, 10 m or 12 m long, depending on the mode.

page 230

## BWT BC RECHARGEABLE POOL VACUUMS



- The BWT BC02 rechargeable pool vacuum has a run time of 30 minutes. It provides fast, powerful cleaning of mid to large sized above-ground and in-ground pools.
- The BWT BC30 pool vacuum has a run time of 30 minutes. It is perfect for cleaning above-ground pools and spas.
- With a run time of 75 minutes, the BC40 is ideal for cleaning mid-sized pools and spas.
- The BWT BC50 features a powerful motor that provides particularly strong suction. It has a run time of 40 minutes.

page 234

## BWT BC CORDLESS ROBOTIC POOL CLEANER WITH ACTIVE BRUSHING



- The BC100+ cordless robotic pool cleaner with active brushing has a run time of 45 minutes. Designed for pools up to 20 m<sup>2</sup>, it is compatible with all pool shapes and surface finishes. Perfect for flat bottom above-ground and above-ground pools.
- With a run time of 90 minutes, the BC200+ cordless robotic pool cleaner with active brushing is ideal for cleaning flat bottom above-ground and in-ground pools with a surface area of up to 45 m<sup>2</sup>.

page 236

**COSMY**  
THE BOT  
BEAUTIFUL REVOLUTION!

**A revolution?  
Yes, and a  
real beauty!**



Several models are available:  
100, 150, 200 and 250

# AUTOMATIC POOL CLEANER

Light, powerful, customisable

**Cosmy is fully customisable,  
with 8 colours to choose from.  
The top ring and sides can be  
changed in moments.**

For further information, contact our sales team:  
support-robot@bwt-group.com



POWERED BY **BWT**



# COSMY THE BOT, ULTRA-CLEAN STYLE

Cosmy opens the path to a whole new world, where efficiency meets style and elegance, where size gives way to precision and intelligence.



LAGOON



1 COBALT



2 APPLE



3 LEMON



4 LAVENDER



5 FLAMINGO



6 RED CHERRY



7 ABRICOT



	Code	Description	Price exVAT
	Color kit (side plates X2 + top ring)		
1	125505970	Extra color kit Cobalt for COSMY	€ -
2	125506060	Extra color kit Apple for COSMY	
3	125506059	Extra color kit Lemon for COSMY	
4	125506061	Extra color kit Lavender for COSMY	
5	125505969	Extra color kit Flamingo for COSMY	
6	125505973	Extra color kit Red Cherry for COSMY	
7	125505972	Extra color kit Abricot for COSMY	

## Responsive and intuitive

Cosmy the Bot 250 is intuitive and easy to use. At the touch of a button it gets to work. Ergonomic and clever, just as we like it

## Beautifully made and elegant

Although Cosmy the Bot 250 is very small, its ultra-modern design allows it to clean faster and more efficiently while consuming less energy. Cosmy the Bot: super cute, but high performance!

## Practical, clever design

Cosmy is simple, clean and pleasant to use. An indicator light warns you when the filter is full and needs to be emptied. At the touch of a button, the filter is freed and can be pulled out from above and cleaned, all without getting your hands dirty. Well done Cosmy!

## Double filtration

Cosmy the Bot 250 features two filters, one fitted into the other. This dual filtration system traps even the tiniest particles and leaves the water crystal clear. Cosmy, twice as efficient!

## Feather weight!

Cosmy the Bot 250 is half as heavy as most conventional robotic cleaners. Its rapid drain system makes it wonderfully easy to remove from the pool; good news for your back!

## Surefooted on every surface

Floor, walls, waterline... with its on-board technology, Cosmy clings to even the steepest slopes, whatever the surface finish. Cosmy navigates with ease and adapts to every configuration. Its optimised cleaning path ensures full coverage, irrespective of the shape of the pool.

## BWT COSMY THE BOT 100

Family 3730



Pool size	For pools up to 8 m (all shapes and surface finishes)
Cleaning cycle duration	1.5 hours
Cleaning type	Pool floor
Filter type	Single filter
Brush type	PVC brushes
Cable length	12 m, floating cable
Dimensions (L x W x H)	39.5 x 36.5 x 20 cm
Weight	5.75 Kg
Power supply	29 Volt, Venus
Power consumption	150 Watt
Guarantee	2 years

Code	EAN13	Description	Quantity per pallet	Price ExVAT
125505479	7290114808705	BWT COSMY 100 robotic pool cleaner	<b>24</b>	<b>Please inquire</b>

## BWT COSMY THE BOT 150

Family 3730



Pool size	For pools up to 10 m (all shapes and surface finishes)
Cleaning cycle duration	1h30
Cleaning type	Floor, walls & water line
Filter type	Single filter
Brush type	PVC brushes
Cable length	16 m, floating cable
Dimensions (L x W x H)	39.5 x 36.5 x 20 cm
Weight	5.75 Kg
Power supply	29 Volt, Venus
Power consumption	150 Watt
Guarantee	2 years

Code	EAN13	Description	Quantity per pallet	Price ExVAT
125505480	7290114808712	BWT COSMY 150 robotic pool cleaner	<b>24</b>	<b>Please inquire</b>

**BWT COSMY THE BOT 200**

Family 3730



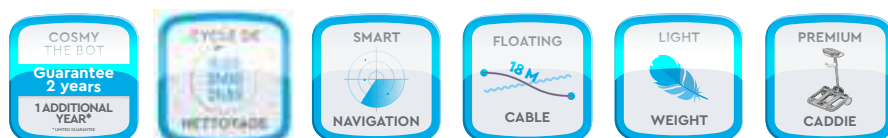
Pool size	For pools up to 12 m (all shapes and surface finishes)
Cleaning cycle duration	1.5, 2 or 2.5 hours
Remote control	Smartphone app
Cleaning type	Floor, walls & water line
Filter type	Double layer filtration
Brush type	PVC brushes
Cable length	16 m, floating cable
Dimensions (L x W x H)	39.5 x 36.5 x 20 cm
Weight	5.75 Kg
Power supply	29 Volt, Jupiter + APP
Power consumption	150 Watt
Guarantee	2 years



Code	EAN13	Description	Quantity per pallet	Price ExVAT
125505481	7290114808729	BWT COSMY 200 robotic pool cleaner	<b>24</b>	<b>Please inquire</b>

**BWT COSMY THE BOT 250**

Family 3730



Pool size	For pools up to 12 m (all shapes and surface finishes)
Cleaning cycle duration	1.5, 2 or 2.5 hours
Remote control	Smartphone app
Cleaning type	Floor, walls & water line
Filter type	Double layer filtration
Brush type	PVC brushes
Cable length	18 m, floating cable
Dimensions (L x W x H)	39.5 x 36.5 x 20 cm
Weight	5.75 Kg
Power supply	29 Volt, Jupiter + APP
Power consumption	150 Watt
Guarantee	2 years + 1 additional year* *limited guarantee



Code	EAN13	Description	Quantity per pallet	Price ExVAT
125505482	7290114808736	BWT COSMY 250 robotic pool cleaner	<b>16</b>	<b>Please inquire</b>



**P LINE**

# For simply perfect pools !

POWERFUL, EFFICIENT,  
ERGONOMIC, SIMPLE TO USE,  
EASY TO MAINTAIN.

### The range is comprised of 3 models:

- **BWT P400** robotic pool cleaner – designed to clean the pool floor only.
- **BWT P500** robotic pool cleaner – cleans the pool floor, walls and water line.
- **BWT P600 APP** robotic pool cleaner - cleans the pool floor, walls and water line.  
The **P600 APP** robotic pool cleaner can be easily piloted using any type of SmartPhone using the BWT Best Water Home app available for download from the AppleStore or PlayStore.





**Unmatched suction power**

BWT robotic cleaners feature the most powerful suction of any robot on the market, it can be up to twice as strong thanks notably to its height adjustable nozzles.

The closer they are to the surface being vacuumed, the more powerful the suction. Suction can be adjusted to efficiently capture the type of debris to be picked up. Thus, close to a beach for example, the nozzles can be set down low to effortlessly remove every grain of sand.

*Precision inside !*



**Ideal for your pool**

BWT robotic pool cleaners are perfect for pools of any shape or size up to 15 m long. With their high density foam brushes, BWT robotic pool cleaners easily navigate any type of surface.

*PVA inside !*



**Simple and practical**

BWT robotic pool cleaners are intuitive and easy to use. At the push of a single button they get to work. Freedom is yours!

*Simplicity inside !*



**Connected**

The **P600 APP** model includes a Bluetooth module. Using an app that you can download free of charge from AppleStore or PlayStore, control is at your fingertips.

Ideal for focusing on problem areas. You can navigate freely to pick up small stones your children just threw into the pool. Your pool, clean in an instant with little or no effort.

*Wireless connection inside !*



**Breezer technology & Ultimate Power !**

BWT robotic pool cleaners feature **Breezer technology**, a hard-wearing, highly efficient gear transmission system; combined with dual drive motors and a powerful pump BWT robotic pool cleaners are among the most reliable available on the market.

This is the **Ultimate Power** drive system, the ideal solution for fast, optimised travel, unrivalled reliability, and unmatched cleaning.

*Simple and practical*



**Fast cleaning**

BWT robotic cleaners move quickly and clean fast. They feature the intelligent and exclusive **Smart Navigation** system.

Comprised of a gyroscope and an algorithm, the navigation system scans and memorises the pool shape, the location of obstacles, and then optimises the cleaning path. The entire surface to be cleaned is covered.


The pool floor, walls and water line are perfectly clean in just a few passes and in record time.

*Smart Navigation !*

# ROBOTIC POOL CLEANERS

## BWT P400+ ROBOTIC POOL CLEANER

Family 3720



Pool size	Pools up to 10 m long (all shapes and surface finishes)
Cleaning type	Floor
Duration of the cleaning cycle	1.5 hours
Filter type	4D, hyperfine microfibre, transparent filter lid
Navigation system	Smart Navigation
Gyroscope	Yes
Suction intake rate	19m <sup>3</sup> /h
Cable length	16 m, high quality grey
Anti-tangle swivel	Yes
Dimensions (L x W x H)	35.1 x 43 x 27.8 cm
Weight	9.75 Kg
Storage accessory	High quality trolley
Guarantee	2 years

Code	Description	Quantity per pallet	Price ExVAT
125305505	BWT P400+ robotic pool cleaner	<b>16</b>	<b>Please inquire</b>

## BWT P500+ LITE ROBOTIC POOL CLEANER

Family 3720

**NEW  
IN  
2022**



Pool size	For pools up to 12 m (all shapes and surface finishes)
Cleaning type	Floor, walls & water line
Duration of the cleaning cycle	2 hours
Navigation system	Smart Navigation
Gyroscope	Yes
Suction intake rate	19m <sup>3</sup> /h
Cable length	16 m, high quality grey
Anti-tangle swivel	Yes
Dimensions (L x W x H)	39.1 x 43 x 23.4 cm
Weight	11 Kg
Guarantee	3 years

Code	Description	Quantity per pallet	Price ExVAT
125505487	BWT P500+ LITE robotic pool cleaner	<b>20</b>	<b>Please inquire</b>

## BWT P500+ ROBOTIC POOL CLEANER

Family 3720



Pool size	For pools up to 12 m (all shapes and surface finishes)
Cleaning type	Floor, walls & water line
Duration of the cleaning cycle	2 hours
Filter type	4D, microfibre hyperfine, transparent filter lid
Navigation system	Smart Navigation
Gyroscope	Yes
Suction intake rate	19m <sup>3</sup> /h
Cable length	18 m, high quality grey
Anti-tangle swivel	Yes
Dimensions (L x W x H)	39.1 x 43 x 23.4 cm
Weight	11 Kg
Storage accessory	High quality trolley
Guarantee	3 years



Code	Description	Quantity per pallet	Price ExVAT
125305507	BWT P500+ robotic pool cleaner	16	Please inquire

## BWT P600 APP ROBOTIC POOL CLEANER

Family 3720



Pool size	For pools up to 15 m (all shapes and surface finishes)
Cleaning type	Floor, walls & water line
Duration of the cleaning cycle	1.5 hours, 2 hours, 2.5 hours
Remote control	Smartphone app
Filter type	4D, microfibre hyperfine, transparent filter lid
Navigation system	Smart Navigation
Gyroscope	Yes
Suction intake rate	19m <sup>3</sup> /h
Cable length	23 m, high quality grey
Anti-tangle swivel	Yes
Dimensions (L x W x H)	39.1 x 43 x 23.4 cm
Weight	11 Kg
Storage accessory	High quality trolley
Guarantee	3 years



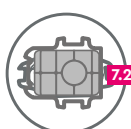
Code	Description	Quantity per pallet	Price ExVAT
125305508	BWT P600+ APP robotic pool cleaner	20	Please inquire

## BWT PRO PK MAX CORDLESS POOL CLEANER

Family 3790

### Technical data

- No need for an electrical connection or cables close to the pool.
- The patented Stop & Go system turns the pool cleaner automatically on contact with the pool wall, optimising the cleaning time.
- Compatible with flat bottomed above-ground and in-ground pools, whatever the shape or surface finish.
- Long service life Lithium-ion rechargeable battery (4000mAh / 7.4V).
- Clipped brush and roller to help gather debris and improve cleaning efficiency.
- Easily adjustable inclined tubes to increase the downward pressure in order to maintain contact with the surface and optimise the cleaning path.
- WATER SENSOR. The motor only runs when submerged in water.
- LED indicator light shows the battery level.



Filter capacity



Filtration flow rate



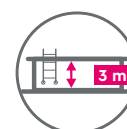
Cleaning cycle



STOP / GO automatic, with water sensor



Max pool length



Cleaning depth

Code	EAN13	Description	Quantity per pallet	Price ExVAT
125503681	9010455010135	BWT PK MAX cordless pool cleaner	<b>20</b>	<b>Please inquire</b>




**BWT PRO PK TURBO CORDLESS POOL CLEANER**

Family 3790

**Technical data**

- Rapidly vacuums up debris in mid to large sized pool and tight spaces.
- Traps large volumes of leaves and fine particles.
- LED shows when the pool cleaner is ready to run/ running/ clogged/ needs to be charged.
- Safety mechanism: The blades stop moving automatically if the device is clogged.
- Ball bearing wheels for easy glide over all types of surface finishes.
- Bottom brushes to help dislodge dirt.
- Extra-large debris canister.
- Magnetic switch to ensure absolute water tightness.
- Robust, swivelling metallic handle.
- A storage bag is included.

- +**
- Compatible with above-ground and in-ground pools.
  - Cordless and transportable,
  - Rechargeable Lithium battery.
  - Powerful suction.
  - Automatic STOP/ GO with water sensor.
  - Removable extensions to clean in tight spaces.
  - Flexible extensions facilitate cleaning over curved pool surfaces.
  - Connects to a standard telescopic pole (pole not included).



6.5 l/1.72gal

Filter capacity



600

Suction power

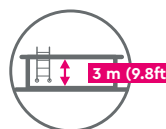


75 min

Run time

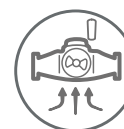


Mid to large sized pools



3 m (9.8ft)

Cleaning depth



High suction power



STOP / GO automatic with water sensor

Code	EAN13	Description	Quantity per pallet	Price ExVAT
125503680	9010455010128	BWT PK TURBO battery run pool cleaner	<b>20</b>	<b>Please inquire</b>

### Technical data

- Rapidly picks up debris in mid sized pools.
- Fast, powerful cleaning.
- One vacuum cleaner for standard and fine cleaning.
- Simple latch opening system.
- Pleated filter cartridge with a large surface area for excellent filtration performance.
- Vacuums up fine sand and sediment from the pool floor.
- Features a quick drain system.
- A storage bag is included.

- +** ■ Compatible with above-ground and in-ground pools.
- Cordless and transportable,
- Rechargeable Lithium battery.
- High suction power.
- Patented dual filtration system.
- Finely pleated filter cartridge – 50 micron,
- Standard stainless steel cartridge – 250 micron,
- Connects to a standard telescopic pole (pole not included).



31 (0.79 gal)

Filter capacity



500

Suction power

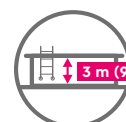


75 min

Run time



Mid to large sized pools



3 m (9.8ft)

Cleaning depth



2 YEARS

BWT myPool

Code	EAN13	Description	Quantity per pallet	Price ExVAT
125503679	9010455010111	BWT PK GIANT battery powered cleaner	20	Please inquire

**BWT PRO PK SWIFT RECHARGEABLE VACUUM CLEANERS**

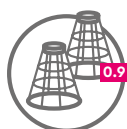
Family 3790

**Technical data**

- Rapidly vacuums up debris in mid to large sized pools.
- Fast, efficient cleaning.
- Picks up leaves and fine debris.
- Unique design for improved suction.
- Opens at the touch of a button.
- Features a quick drain system.
- Standard stainless steel filter.
- A storage bag is included.



- Compatible with above-ground and in-ground pools.
- Cordless and transportable.
- Rechargeable Lithium battery.
- Fine mesh filter.
- Magnetic switch to ensure absolute water tightness.
- Connects to a telescopic pole (pole not included).



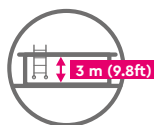
Filter capacity



Suction power



Run time



Cleaning depth



Mid-sized pools



Code	EAN13	Description	Quantity per pallet	Price ExVAT
125503677	9010455010098	BWT PK SWIFT battery powered cleaner	<b>80</b>	<b>Please inquire</b>

**BWT PRO PK X-FLOW RECHARGEABLE VACUUM CLEANERS**

Family 3790

**Technical data**

- Rapidly vacuums up debris in mid sized pools.
- Fast, efficient cleaning.
- Picks up leaves and fine debris.
- Unique design for improved suction.
- Extra-large debris canister.
- Magnetic switch to ensure absolute water tightness.
- Features a quick drain system.
- A storage bag is included.



- Compatible with above-ground and in-ground pools.
- Cordless and transportable.
- Rechargeable Lithium battery.
- Fine mesh filter bag.
- Hand grip facilitates removal of debris.
- Connects to a telescopic pole (pole not included).



Filter capacity



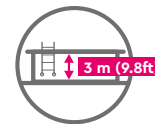
Suction power



Run time



Mid to large sized pools



Cleaning depth



Code	EAN13	Description	Quantity per pallet	Price ExVAT
125503678	9010455010104	BWT PK X-FLOW battery powered cleaner	<b>56</b>	<b>Please inquire</b>

**B LINE**

The efficiency of BWT, keeps your pool beautiful and clean.

The B Line is comprised of 3 models:

- **BWT B100+ robotic pool cleaner** – cleans the pool floor only.
- **BWT B200+ Lite robotic pool cleaner** – cleans the pool floor, walls and water line.
- **BWT B200+ robotic pool cleaner** – also cleans the pool floor, walls and water line.

Excellence inside!





**Unmatched suction power**

BWT robotic cleaners feature the most powerful suction of any robot on the market, it can be up to twice as strong thanks notably to its height adjustable nozzles.

The closer they are to the surface being vacuumed, the more powerful the suction. Suction can be adjusted to efficiently capture the type of debris to be picked up. Thus, close to a beach for example, the nozzles can be set down low to effortlessly remove every grain of sand.

*Precision inside !*



**Ideal for your pool**

BWT robotic pool cleaners are perfect for pools of any shape or size up to 15 m long. With their high density foam brushes, BWT robotic pool cleaners easily navigate any type of surface.

*PVA inside !*



**Simple and practical**

BWT robotic pool cleaners are intuitive and easy to use. At the push of a single button they get to work. Freedom is yours!

*Simplicity inside !*



**Connected**

The **P600 APP** model includes a Bluetooth module. Using an app that you can download free of charge from AppleStore or PlayStore, control is at your fingertips.

Ideal for focusing on problem areas. You can navigate freely to pick up small stones your children just threw into the pool. Your pool, clean in an instant with little or no effort.

*Wireless connection inside !*



**Breezer technology & Ultimate Power !**

BWT robotic pool cleaners feature **Breezer technology**, a hard-wearing, highly efficient gear transmission system; combined with dual drive motors and a powerful pump BWT robotic pool cleaners are among the most reliable available on the market.

This is the **Ultimate Power** drive system, the ideal solution for fast, optimised travel, unrivalled reliability, and unmatched cleaning.

*Simple and practical*



**Fast cleaning**

BWT robotic cleaners move quickly and clean fast. They feature the intelligent and exclusive **Smart Navigation** system.

Comprised of a gyroscope and an algorithm, the navigation system scans and memorises the pool shape, the location of obstacles, and then optimises the cleaning path. The entire surface to be cleaned is covered.

The pool floor, walls and water line are perfectly clean in just a few passes and in record time.

*Smart Navigation !*

# ROBOTIC POOL CLEANERS

## BWT B100 PLUS + ROBOTIC POOL CLEANER

Family 3700




Pool size	For pools up to 8 m (all shapes and surface finishes)
Duration of the cleaning cycle	1.5 hours
Cleaning type	Pool floor
Brush type	4 PVA brush wheels + 1 rotating PVC brush
Filter type	4D, hyperfine microfibre, with transparent lid
Cable length	12 m, high quality grey
Height adjustable intake valves	Yes, the suction power can be modulated
Dimensions (L x W x H)	35.5 x 41 x 24.6 cm
Weight	9.5 Kg
Guarantee	2 years

Code	EAN13	Description	Quantity per pallet	Price ExVAT
125505477	7290114808392	BWT B100 Plus + robotic pool cleaner	<b>20</b>	<b>Please inquire</b>

## BWT B200 LITE ROBOTIC POOL CLEANER

Family 3700

**NEW IN 2022**



Pool size	For pools up to 8 m (all shapes and surface finishes)
Duration of the cleaning cycle	1.5 hours
Cleaning type	Floor, walls & water line
Brush type	4 PVA brush wheels + 1 rotating PVC brush
Filter type	4D, hyperfine microfibre, with transparent lid
Cable length	12 m, high quality grey
Height adjustable intake valves	Yes, the suction power can be modulated
Dimensions (L x W x H)	35.5 x 41 x 31.1 cm
Weight	10.5 Kg
Guarantee	2 years

Code	EAN13	Description	Quantity per pallet	Price ExVAT
125505478	7290114808279	BWT B200 Lite robotic pool cleaner	<b>20</b>	<b>Please inquire</b>

BWT B200 PLUS ROBOTIC POOL CLEANER

Family 3700



Pool size	For pools up to 8 m (all shapes and surface finishes)
Duration of the cleaning cycle	1h30 ou 2h00
Cleaning type	Floor, walls & water line
Brush type	4 PVA brush wheels + 1 rotating PVC brush
Filter type	4D, hyperfine microfibre, with transparent lid
Dispositif anti-torsion	Yes
Cable length	16 m, high quality grey
Height adjustable intake valves	Yes, the suction power can be imodulated
Dimensions (L x W x H)	35.5 x 41 x 31.1 cm
Weight	10.5 Kg
Guarantee	2 years

Code	EAN13	Description	Quantity per pallet	Price ExVAT
125305503	7290114800747	BWT B200 Plus robotic pool cleaner	<b>20</b>	<b>Please inquire</b>



## D LINE

# Keeps your pool beautiful and clean!

The D Line is comprised of 4 models:

- **BWT D100+ robotic pool cleaner** – cleans the pool floor only.
- **BWT D200 Lite robotic pool cleaner** – cleans the pool floor, walls and water line.
- **BWT D200+ robotic pool cleaner** – cleans the pool floor, walls and water line.
- **BWT D300+ robotic pool cleaner** – also cleans the pool floor, walls and water line.

Common characteristics	
Filtration	4D Filter : Top access
Filter retention capacity	down to 2 microns
Navigation system	Smart Navigation
Motorisation	Ultimate Power
Transformer	Basse tension
Cable colour	Grey
Height adjustable intake nozzles	Yes



### + D300 ONLY

#### CONNECTED

- The D300 model features a Bluetooth module.
- Using the BWT Best Water Home app available for download free of charge from the AppleStore or PlayStore, control of robotic cleaner is at your finger tips.
- Ideal for spot cleaning. You can navigate freely to pick up small debris accidentally dropped into your pool.
- Your pool, clean in an instant with little or no effort.

### + D200 AND D300 ONLY

- Effortless transport and storage, thanks to the robust, practical and attractive transport caddy.
- The power cable features an anti-tangle electrical swivel that allows the robotic cleaner total freedom of movement.





**Ultimate Power**

BWT robotic cleaners are extremely reliable thanks to a hard-wearing gear transmission, a single drive motor and a powerful pump to pick up debris. This is the Ultimate Power system, the ideal solution for fast, optimised travel, unrivalled reliability, and unmatched cleaning.

*Power inside!*



**Unmatched suction power**

BWT robotic cleaners feature the most powerful suction of any robotic cleaner on the market. They can achieve up to twice the suction power through precise adjustment of the nozzles.

The closer they are to the surface being vacuumed, the more powerful the suction.

Suction can be adjusted to efficiently capture the type of debris to be picked up. Thus, close to a beach for example, the nozzles can be set down low to effortlessly remove every grain of sand.

*Power inside!*



**The finest filtration on the market**

BWT robotic pool cleaners are fitted with a 4D filter, an exclusive four dimensional filter that cleans four times better than any other.

The filter fabric features loops that capture the smallest micro-particles, down to 2 microns in diameter. This means that BWT guarantees the finest filtration currently available on the swimming pool market.

*Finesse inside!*



**Fast cleaning**

BWT robotic pool cleaners move quickly and clean fast.

They feature the intelligent and exclusive Smart navigation system.

Comprised of a gyroscope and an algorithm, the navigation system scans and detects obstacles, and then computes the cleaning path. The cleaning cycles are shorter and the entire surface to be cleaned is covered.

The pool floor is perfectly clean with a minimum number of passes, and in record time.

*Smart Navigation!*



**Agile on any surface, with an excellent group**

BWT robotic pool cleaners easily climb the steepest slopes. Always astonishing to see!

*Astonishing!*



**Ergonomic**

The robotic cleaners are designed and created to be comfortable and easy to use:

The filter is top loaded for easy access. It is fitted with a hand grip to keep your hands clean while washing the filter.

# ROBOTIC POOL CLEANERS

## BWT D100 PLUS ROBOTIC POOL CLEANER

Family 3710



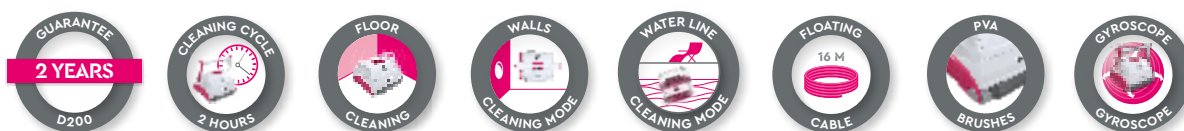
Pool size	For pools up to 8 m (all shapes and surface finishes)
Cleaning cycle duration	1.5 hours
Cleaning type	Pool floor
Brush type	2 PVA brushes + vibrating brush
Cable length	16 m, high quality grey
Height adjustable intake valves	Yes, the suction power can be modulated
Dimensions (L x W x H)	40.3 x 43.1 x 30.4 cm
Weight	10 Kg
Guarantee	2 years

Code	EAN13	Description	Quantity per pallet	Price ExVAT
125505483	7290114807722	BWT D100 Plus robotic pool cleaner	<b>20</b>	<b>Please inquire</b>

## BWT D200 LITE ROBOTIC POOL CLEANER

Family 3710

**NEW  
IN  
2022**




Pool size	For pools up to 10 m (all shapes and surface finishes)
Cleaning cycle duration	2 hours
Cleaning type	Floor, walls & water line
Brush type	4 PVA brushes + vibrating brush
Filter type	4D, microfibre hyperfine
Cable length	16 m, high quality grey
Height adjustable intake valves	Yes, the suction power can be modulated
Dimensions (L x W x H)	39.1 x 46.9 x 26.8 cm
Weight	11 Kg
Guarantee	2 years

Code	EAN13	Description	Quantity per pallet	Price ExVAT
125505484	7290114808286	BWT robot électrique D200 Lite	<b>20</b>	<b>Please inquire</b>

BWT D200 PLUS ROBOTIC POOL CLEANER

Family 3710



Pool size	For pools up to 10 m (all shapes and surface finishes)
Cleaning cycle duration	2 hours
Cleaning type	Floor, walls & water line
Brush type	4 PVA brushes + vibrating brush
Anti-tangle swivel	Yes
Cable length	18 m, high quality grey
Height adjustable intake valves	Yes, the suction power can be modulated
Dimensions (L x W x H)	39.1 x 46.9 x 26.8 cm
Weight	11 Kg
Storage accessory	Transport caddy
Guarantee	2 years

Code	EAN13	Description	Quantity per pallet	Price ExVAT
125505485	7290114807739	BWT D200 Plus robotic pool cleaner	16	Please inquire

BWT D300 PLUS APP ROBOTIC POOL CLEANER

Family 3710



Pool size	For pools up to 12 m (all shapes and surface finishes)
Cleaning cycle duration	1.5, 2 or 2.5 hours
Cleaning type	Floor, walls & water line
Brush type	4 PVA brushes + vibrating brush
Anti-tangle swivel	Yes
Cable length	23 m, high quality grey
Height adjustable intake valves	Yes, the suction power can be modulated
Storage accessory	Transport caddy
Dimensions (L x W x H)	39.1 x 46.9 x 26.8 cm
Guarantee	3 years

Code	EAN13	Description	Quantity per pallet	Price ExVAT
125305504	7290114800761	BWT Robot électrique D300 Plus APP	16	Please inquire

## BWT BC02 RECHARGEABLE POOL & SPA VACUUM

Family 3799

### Technical data

- Vacuums up debris from small pools and spas up to 3.7 m long.
- Transparent body to monitor filling of the debris canister.
- LED charging indicator light.
- Connects to a telescopic pole (not included).
- Flat brush, swivelling suction head.
- USB charging cable.
- One 250 micron Nylon filter, easy upkeep.

- Compatible with above-ground pools and spas.
- Cordless and transportable.
- Rechargeable Lithium battery.



0,42 l

Filter capacity



29 l/min

Filtration flow rate



30 min

Run time



10 m<sup>3</sup>

Max pool volume



Code	EAN13	Description	Quantity per pallet	Price ExVAT
125300416	9010455007784	BWT BC02 Rechargeable Pool & Spa Vacuum	<b>160</b>	<b>Please inquire</b>

## BWT BC30 RECHARGEABLE POOL & SPA VACUUM

Family 3799

### Technical data

- Quickly picks up debris from all types of pools.,
- Quick drain valve.
- Corner brush and swivelling suction head.
- Connects to a telescopic pole (not included).
- Magnetic switch ensuring absolute water tightness.,
- 2 stainless steel filters, 125 and 250 micron, easy upkeep.

- Compatible with above-ground and in-ground pools and spas.
- Cordless and transportable.
- Rechargeable Lithium battery.
- High suction power.



0,55 l

Filter capacity



46 l/min

Suction power



30 min

Run time



15 m<sup>3</sup>

Max pool length



Code	EAN13	Description	Quantity per pallet	Price ExVAT
125300417	9010455007791	BWT BC30 Rechargeable Pool & Spa Vacuum	<b>80</b>	<b>Please inquire</b>

**BWT BC40 RECHARGEABLE VACUUM**

Family 3799

**Technical data**

- Quickly picks up debris from all types of pools.
- An LED shows the status of the device; ready to run/ clogged/ needs to be charged.
- Safety mechanism, the blades stop automatically if the cleaner is clogged.
- Magnetic switch ensures absolute water tightness.
- Ideal for mid sized pools.
- Width of the vacuum head: 26.8 cm.

- Compatible with above-ground and in-ground pools and spas.
- Cordless and transportable.
- Rechargeable Lithium battery.
- High suction power.
- Connects to a telescopic pole (pole not included).



6,5 L

Filter capacity



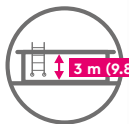
300

Suction power



75 min

Run-time



3 m (9.8ft)

Cleaning depth



Code	EAN13	Description	Quantity per pallet	Price ExVAT
125503674	7290114800761	BWT BC40 rechargeable vacuum	<b>80</b>	<b>Please inquire</b>

**BWT BC50 RECHARGEABLE POOL & SPA VACUUM**

Family 3799

**Technical data**

- Quickly picks up debris from all types of pools.
- Magnetic switch ensures absolute water tightness.
- Large swivelling vacuum head and corner brush.
- Powerful motor.
- Connects to a telescopic pole (pole not included).
- 2 large capacity stainless steel filters, 125 and 250 microns, easy upkeep.

- Compatible with above-ground and in-ground pools and spas.
- Cordless and transportable.
- Rechargeable Lithium battery.
- High suction power.



0,65 L

Filter capacity



52 l/min

Suction power



40 min

Run time



25 m³

Max pool volume

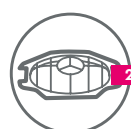


Code	EAN13	Description	Quantity per pallet	Price ExVAT
125300418	9010455007807	BWT BC50 rechargeable Pool & Spa Vacuum	<b>56</b>	<b>Please inquire</b>

## BWT BC100+ CORDLESS ROBOTIC CLEANER WITH ACTIVE BRUSHING

### Technical data

- No need for an electrical connection or cables close to the pool.
- The patented Stop & Go system turns the pool cleaner automatically on contact with the pool wall, optimising the cleaning time.
- Compatible with flat bottomed above-ground and in-ground pools, whatever the shape or surface finish.
- Long service life Lithium-ion rechargeable battery.
- Adjustable front wheel to optimise the cleaning path.
- WATER SENSOR. The motor only runs when submerged in water.
- The battery LED blinks when 10 minutes of run time remains.
- A storage bag and retrieval tool are included.



Filter capacity



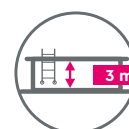
Suction power



Cleaning cycle



Max pool volume



Cleaning depth

Code	EAN13	Description	Quantity per pallet	Price ExVAT
125503675	9010455010074	BWT BC100+ cordless robotic pool cleaner	<b>30</b>	<b>Please inquire</b>

## BWT BC200+ CORDLESS ROBOTIC CLEANER WITH ACTIVE BRUSHING

### Technical data

- No need for an electrical connection or cables close to the pool.
- The patented Stop & Go system turns the pool cleaner automatically on contact with the pool wall, optimising the cleaning time.
- Compatible with flat bottomed above-ground and in-ground pools, whatever the shape or surface finish.
- Long service life Lithium-ion rechargeable battery.
- Adjustable front wheel to optimise the cleaning path.
- WATER SENSOR. The motor only runs when submerged in water.
- The battery LED blinks when 10 minutes of run time remains.
- A storage bag and retrieval tool are included.



Filter capacity



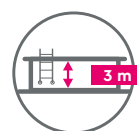
Suction power



Cleaning cycle



Max pool volume



Cleaning depth

Code	EAN13	Description	Quantity per pallet	Price ExVAT
125503676	9010455010081	BWT BC100+ cordless robotic pool cleaner	<b>24</b>	<b>Please inquire</b>

# MAINTENANCE ACCESSORIES

## BWT CLEANING ACCESSORIES

Family 3000



	Code	Description		Price per unit	Price per unit (packaged)
1	125300988	BWT cleaning erasers	<b>box of 4</b>	-	<b>set of 12 boxes, per unit : -</b>
2	125300989	BWT disposable pre-filter for skimmers	<b>box of 8</b>	-	<b>set of 8 boxes, per unit : -</b>
3	125300990	BWT floating absorbant pads	<b>box of 4</b>	-	<b>set of 8 boxes, per unit : -</b>
4	125300991	Kit comprised of 2 cleaning erasers, 2 floating absorbant pads, 4 dispoible pre-filters for skimmers (BWT)		-	<b>set of 12 boxes, per unit : -</b>

## CLEANING ACCESSORIES

Family 3000



	Code	Reference	Description	Unit price exVAT	Price as packaged, per unit
			Pool stain eraser		
5	48001016	SV-200	Skim-Vac universal with lateral outlet	-	-



RIGIFLEX FLOATING HOSE Ø 38 MM

Family 3000

Technical data:

- Superior quality hose, blue and black, with swivelling end-pieces,
- Increased rigidity to resist crushing caused by suction pressure,
- Increased flexibility to facilitate use.



Designed to be mounted on a vacuum head

	Code	Description	Price ExVAT
	865000	Non-kinking Ø38 floating hose, 6 m, 2 cuffs - 1 swivelling cuff	-
	865500	Non-kinking Ø38 floating hose, 9 m, 2 cuffs - 1 swivelling cuff	-
1	866000	Non-kinking Ø38 floating hose, 12 m, 2 cuffs - 1 swivelling cuff	-
	866500	Non-kinking Ø38 floating hose, 15 m, 2 cuffs - 1 swivelling cuff	-
	867000	Non-kinking Ø38 floating hose, 25 m, 2 cuffs - 1 swivelling cuff	-
	867501	Ø38 vacuum hose cuff, white	-
2	868500	Ø 38 hose roller (max length 13.50 m)	-

1



2



LINER REPAIR KITS AND ACCESSORIES

Family 3000



	Code	Reference	Description	Price ExVAT
Accessories				
3	862502	CKS-10	Uni-Dapt spare clips (x3)	-
		CKS-10	<b>Uni-Dapt spare clips (x3) Set of 12, per unit</b>	-
4	877400	UHR-100	Uni-Dapt handle for vacuum head	-
		UHR-100	<b>Uni-Dapt handle for vacuum head Set of 24, per unit</b>	-

MAINTENANCE ACCESSORIES - MYPPOOL

Family 3009

	Code	Description	Unit price ExVAT
Hoses			
5	867350	Floating hose for above-ground pools, Ø 32 - divisible every 1.58 m - Dispensing box containing 15.80 m	-
	867450	Floating hose for above-ground pools, Ø 38 - divisible every 1.58 m - Dispensing box containing 15.80 m	-

5



# MAINTENANCE ACCESSORIES

## MAINTENANCE KITS

Family 3000

### MK-1000 luxe :

- 1 luxury vacuum head VL-480,
- 1 luxury leaf rake LR-600,
- 1 luxury wall brush WB-500,
- 1 Cl-pH test kit,
- 1 thermometer.



Code	Reference	Description	Price exVAT
863300	MK-1000	Luxury Maintenance Kit MK-1000	-

## TELESCOPIC POLES

Family 3000



Code	Reference	Description	Price exVAT
Blue anodised aluminium poles – 2 Sections			
871500	TP 815	Telescopic pole 2.4 × 4.8m / 2 sections	-
871500	TP 815	<b>Telescopic pole 2.4 × 4.8m / 2 sections</b>	<b>box of 20, per unit</b>
872200	TP 612	Telescopic pole 1.8 × 3.6m / 2 sections	-
Blue anodised aluminium poles – 3 Sections			
872400	TP 512	Telescopic pole 1.0 × 3.0m / 3 sections	-
872500	TP 515	Telescopic pole 1.6 × 4.8m / 3 sections	-
873000	TP 1086	Telescopic pole 2.4 × 6.4m / 3 sections	-

## WALL BRUSHES

Families 2100 & 3000



Code	Reference	Description	Unit price	Set of 24, unit price
PVC wall brush				
2	863600	AQ-500 45cm PVC wall brush	-	-
Aluminium reinforced wall brush				
3	875400	WB-500 45cm aluminium reinforced wall brush	-	-
Steel wire brush				
4	875700	AB-910 25cm luxury steel wire brush	-	-
Waterline brushes				
5	876200	TS-200 Cleanette water line brush	-	-

VACUUM HEADS, LINER POOLS

Family 3000



	Code	Reference	Description	Price exVAT
1	861400	VL-300	Adjustable flow Liner vacuum head	-
	861400	VL-300	<b>Adjustable flow Liner vacuum head</b>	<b>Set of 6, per unit</b>
2	861500	VL-440	Luxury weighted Liner vacuum head	-
	861500	VL-440	<b>Luxury weighted Liner vacuum head</b>	<b>Set of 24, per unit</b>
3	863000	VL-480	Luxury weighted Liner vacuum head with lateral brushes	-
	863000	VL-480	<b>Luxury weighted Liner vacuum head with lateral brushes</b>	<b>Set of 24, per unit</b>
4	861700	VL-550	Luxury transparent triangular Liner vacuum head	-
	861700	VL-550	<b>Luxury transparent triangular Liner vacuum head</b>	<b>Set of 12, per unit</b>

VACUUM HEADS, CONCRETE POOLS

Family 3000



	Code	Reference	Description	Price exVAT
Vacuum heads, concrete pools				
5	862600	FM-120	Luxury Concrete vacuum head with lateral brushes	-
	862600	FM-120	<b>Luxury Concrete vacuum head with lateral brushes</b>	<b>Set of 12, per unit</b>
6	862100	-	Concrete metal vacuum head 35 cm	-
Fairlock vacuum heads				
7	860000	FAIRLOCK	Liner/Concrete vacuum head (48 cm) with brushes and wheels	-

# MAINTENANCE ACCESSORIES

## HAND SKIMMERS AND LEAF RAKES


Family 3000



	Code	Reference	Description	Unit price	Set of 24, unit price
	Hand skimmers				
1	874200	LS-310	PVC hand skimmer	-	-
2	874400	LS-400	Luxury hand skimmer, aluminium frame	-	-
	Leaf rakes				
3	863400	AQ-600	Leaf rake, PVC	-	-
4	874800	LR-600	Luxury leaf rake, aluminium frame	-	-
5	874700	LR-700	Luxury leaf rake, extra-large leaf bag	-	-

THERMOMETERS

Family 3000



	Code	Description	Price ExVAT
	Floating thermometers		
1	882800	Luxury thermometer: floating ring (flexible)	-
2	883050	Floating thermometer: blue ball	-
3	883100	Floating thermometer: boat	-

CHLORINE DISPENSER

Family 3000

	Code	Description	Price ExVAT
	892300	Retractable, floating chlorine dispenser	-





# 12

## WATER TREATMENT

**Complies with the following standards:**

NF EN 60335-1 May 2013: Safety of household devices. General requirements.  
Directive 2014/35/EU: the Low Voltage directive.

NF EN 55014-1+A2 February 2012: Electromagnetic compatibility. Part 1. Emission.

NF EN 55014-2+A2 July 2015: Electromagnetic compatibility. Part 2. Immunity

Directive 2014/30/EC, the Electromagnetic compatibility directive

Pool technical directive DTP No. 15 : Electronic chlorination systems used to treat pool water.



- 246** BWT PEARL WATER MANAGEMENT
- 248** PROFESSIONAL TEST KITS
- 249** TEST KITS
- 250** AUTOMATIC REGULATION
- 252** BWT PEARL WATER
- 253** SALT WATER ELECTROLYSIS
- 257** ENVIRONMENTAL SOLUTIONS

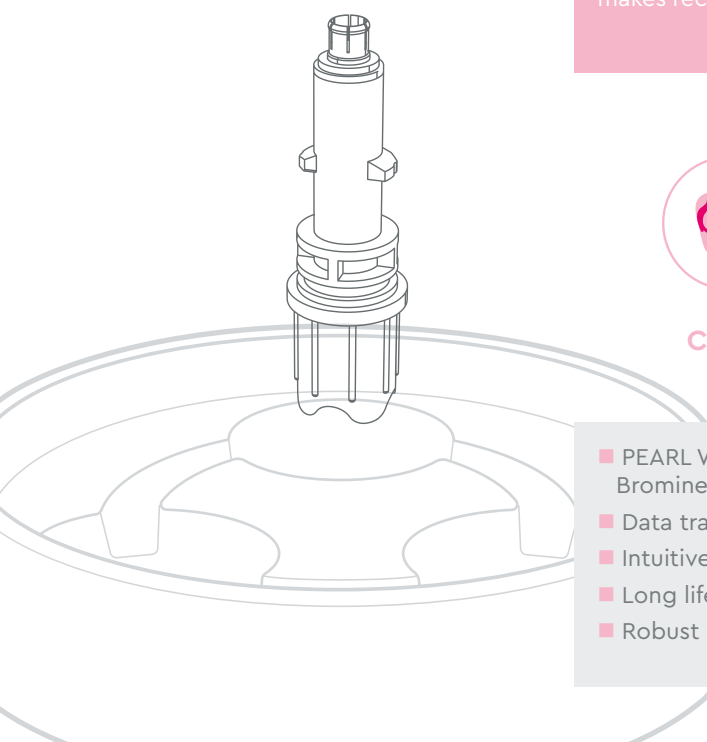
# BWT Pearl Water Manager

## *A guardian angel for your pool*

### TREATING YOUR POOL WATER?

#### IT'S EASY WITH PEARL WATER MANAGER!

PEARL WATER MANAGER is a compact smart module that analyses and tests your pool water parameters in real time. It predicts local weather patterns, makes recommendations and sends them to your smartphone.



Comfort



Health



Control



Savings

- PEARL WATER MANAGER can watch over pools treated with Chlorine, Bromine and by salt electrolysis.
- Data transferred by WiFi.
- Intuitive, scalable application.
- Long life battery: charge the module once each season.
- Robust Plug&Play sensors, guaranteed 2 years.





**BWT PEARL WATER MANAGER**

Temperature, pH, Redox, salinity, conductivity, algae and scale content, the presence of invisible bacteria, etc. PEARL WATER MANAGER keeps you continuously informed if your pool water is really safe for swimming or if it requires attention. A precious tool for a worry-free safe and pleasant bathing experience.




PEARL WATER MANAGER's on-board artificial intelligence monitors local weather forecasts and modifies its recommendations to adapt to sudden temperature spikes or storms. Just what you need to act in time and prevent your pool water turning green.

By continuously monitoring the pool water, PEARL WATER MANAGER predicts water imbalances and reduces the use of pool chemicals. Good for you, good for the environment.

PEARL WATER MANAGER radically simplifies pool care and maintenance. It prevents dosing errors and avoids the unpleasantness of water that irritates the skin and attacks pool equipment.

Constantly connected, PEARL WATER MANAGER watches over your pool water 24/7. Information is sent to you wherever you are, in real time.



		
Analysis	Notifications	Recommendations

Code	Description	Price exVAT	Unit of sale	Unit price exVAT
125503399	BWT Pearl Water Manager WIFI connected test station	-	6	-
125503400	BWT Pearl Water Manager WIFI connected salt test station	-	6	-



WATER TREATMENT

# PROFESSIONAL TEST KITS

## ELECTRONIC TEST KITS

Family 2300



	Code	Description	Net price exVAT
Electronic testers			
1	889500	Electronic tester/ Redox	-
2	889300	TDS tester (to measure the salt concentration)	-
3	889400	Electronic pH tester	-

## COLORIMETRIC KITS

Family 2300



	Code	Description	Net price exVAT
	885450	DPD no. 1 tablets Box of 250 tablets	-
	885850	DPD no. 3 tablets Box of 250 tablets	-
	886250	pH tablets Box of 250 tablets	-

## PROFESSIONAL PHOTOMETERS

Family 2300



	Code	Description	Net price exVAT
Palintest photometers			
1	808050	Photometer Pooltest 3 Lumiso: Cl (free and total) - pH - cyanuric acid	-
2	808100	Photometer Pooltest 6 Lumiso: Cl (free and total) - Br - pH - cyanuric acid - TAC - TH	-
Reagents for photometers			
3	885450	DPD no. 1 tablets box of 250 tablets	-
	885850	DPD no. 3 tablets box of 250 tablets	-
	886250	pH tablets box of 250 tablets	-
	886450	Stabiliser tablets - Cyanuric acid box of 250 tablets	-
	886650	TH no.1 and no.2 Calcium hardness tablets box of 2 x 250 tablets	-
	886550	Alcalinity tablets box of 250 tablets	-

**+** NOTE: the tablets that should be used with Palintest photometers have black writing on them. These tablets are only suitable for DPD and pH colorimeters.



## NEUTRAL- CHLORINE AND BROMINE NEUTRALISER

Family 4400



- Reduces the concentration of Chlorine and Bromine.
- May be used to remedy overchlorination or overbromination.
- Used to reduce the concentration of Chlorine or Bromine in backwash water or water drained from the pool.

Code	Description	Units per pallet	Sold as	Unit price
8848105	Chlorine/ Bromine neutraliser, Neutral, 5 L	128	Box of 4	-

VISUAL TEST KITS

Family 4450



Note: tablets to be used with the Palintest visual test kit have green writing on them.

	Code	Descriptions	Parameters and quantities					Price exVAT
			pH	Free Chlorine	Bromine	Stabiliser (cyanuric acid)	TAC (alkalinity)	
1	889200	Duo Test : 1 bottle pH, 1 bottle Chlorine (orthotolidine)	✓	✓				-
	889200	<b>Duo Test Set of 24, per unit</b>	✓	✓				-
1	889201	Duo Test: refills	✓	✓				-
2	885200	Pooltest kit	20	20				-
	885201	Pooltest kit : refills	30	20				-
3	885250	Palintest pooltester – Chlorine	20	20			10	-
3	885260	Palintest pooltester – Bromine	20		20		10	-
	885251	Palintest pooltester Chlorine or Bromine: refill	20	20			10	-
4	885000	Palintest cyanuric acid				50		-
	885001	Palintest cyanuric acid: refills				50		-

**+** The kits and test strips shown above are intended for use by the general public. The readings provided by these devices will not have the precision of a professional device.

REGUL SYSTEM BWT - P 



# Reliable, robust, efficient



	REGUL SYSTEM BWT - P Free mounting	REGUL SYSTEM BWT - P Pre-mounted on a panel
Regul-System BWT - P	✓	✓ mounted on a panel with 2 analysis chambers, one with a filter
pH sensor with 6 m cable	✓	✓
Redox sensor with 6 m cable	✓	✓
Saddle clamps (x2)	✓ for sensors	✓ for sampling
Sampling rods 5x8 - 1"1/2M (x2)		✓ mounted on a 1/4 turn valve
1 PE tube 5x8, 5m		✓ to supply the analysis chambers
Saddle clamps for injection (x2)	✓	✓
Injection rods 4x6 - 1"1/2 M (x2)	✓	✓
Suction strainers, 4x6 (x2)	✓	✓
Transparent tubing 4x6, 2.5m for suction (x2)	✓	✓
PE tubing 4x6, 2.5m for injection (x2)	✓	✓
pH 7 solution and one 465mV Redox solution	✓	✓
Roll of Teflon	✓	✓
Fastening kit, bushings, screws, washers, nuts	✓	✓ + rubber bumper to hold the panel away from the wall



**+** **New legislation governing explosive precursors:**

- Regul System BWT-P systems are 100% compatible with Sulphuric acid and Hydrogen Peroxide concentrations recommended in the new legislation in effect in France.

REGUL SYSTEM BWT - P 

*Packed full of technology, so easy to operate!*



**Simple, efficient treatment of your pool water.**

The BWT-P Regul System is packed with latest generation technology and is very easy to use. Regul System BWT-P automatic regulation guarantees uninterrupted, flawless water treatment for your total peace of mind.

Programming, using its touch screen, is easy and intuitive. On the pre-mounted panel version, the sensors installed in the analysis chambers are protected during the pool season and can be easily winterized thanks to the two 1/4 turn valves installed on the sampling lines.

**Automatic regulation 100% made in France.**

- + BWT-P regulation advantages:**
- Electronic regulation of pH and disinfection of the pool.
  - Easy, intuitive programming thanks to the touch screen for simple, direct navigation.
  - Silent, reliable, self-priming peristaltic 2.4l/h pumps for pools up to 100m<sup>3</sup>.



**General specifications**

- pH and Redox sensors delivered with winterizing sleeves
- Pressure: 3 bar
- Cable length: 6 m
- Continuous self-diagnostics of electrodes
- Choice of dosing modes: proportional or hysteresis
- Control over the quantity of injected products with overdosing alarm
- Daily dosing time safety, can be adjusted to the pool volume
- Independent timer relay (for injection of flocculant for example)
- 100% French design and manufacture
- 3 year guarantee – excluding wear parts (sensors, tubing, etc.)

	Code	Description	Price exVAT
1	9148500	Regul System BWT - P - Free mounting	-
2	9148600	Regul System BWT - P - Pre-mounted on a panel	-

2

WATER TREATMENT

# BWT PEARL WATER FOR YOUR POOL

*Silky-soft, limescale free & pH-neutral*



Feel the difference with silky soft Procopi BWT Group pearl water; velvety smooth skin, soft shiny hair brought to you by the BWT Home Pearl water generator.

Limescale deposits along the water line, on the pool cover and throughout the installation become a thing of the past because Procopi BWT Group Pearl water is soft. A true source of wellness, protection and savings – as good for the environment as it is for your pocket!

Our in-house developers worked hard to come up with a compact, modular design that allows the BWT Home Pearl water generator to slot easily into any pool equipment room.

**An entirely new set of unique features were developed for the BWT Home Pearl water generator. The smart control system continuously adapts the machine's production to the pool water meaning it is energy efficient and consumes fewer resources.**

### Automatic operation

Once configured, the pearl water system runs completely automatically.

### Status display

LED indicator to signal low operating product levels and system malfunctions.

### Smart

Configuration of the BWT Pearl water generator via WLAN is simple and uncomplicated.

### Autonomous

An in-built booster pump maintains a constant pressure, the pool's filter pump is not solicited.

### Efficient

Completely new functionality, the Home Pearl water generator's production continuously adapts to the current condition of the pool water. Efficiency and energy savings are guaranteed.

### Compact

Compact design with space-saving dimensions..

### Can be retrofitted to existing pools

Compatible with new and existing pool installations.



## Technical specifications

- Installation: Plug & play
- Power supply: 1~230 V/50 Hz
- Power cable: 1 m
- Operating product: BWT Perla Tabs
- Salt storage: 12 kg
- Pool size: up to 100 m<sup>3</sup>
- Partial flow: 1200 l/h
- Operating mode: automatic
- WIFI: yes
- LED indicator light: yes
- Dimensions (L x W x H): 480 x 540 x 1000 mm
- Weight: 75 kg

Code	Description	Price exVAT
125298982	BWT Pearl Water Generator Home	-

# New generation electrolyser



## Technical data

- Salt electrolyser with a wide range of Chlorine production levels 8, 16, 22 g/h
- Selection of the Cl production level via the LCD display
- Transparent cell allows visual monitoring of production
- Water flow rate controlled by gas sensor included as standard (if the cell is mounted vertically)
- Flow sensor kit available as an option
- 5 production level settings (20, 40, 60 , 80 and 100%)



	BWT E8	BWT E16	BWT E22
Production g/h	8	16	22
Pools up to m <sup>3</sup>	35	75	100
Salinity	3 to 35 g/L, ideal range 3.5 to 4 g/L		
Display	LED		
Safety rating	IP 65		
Super chlorination mode	✓	✓	✓
Manual Cl regulation, as a %	✓	✓	✓
Water level control by gas sensor	✓	✓	✓
Chlorine production reduced on detection of an automatic cover	✓	✓	✓
Flow rate sensor	Option		
Alarms	Salt level/ flow rate		

Code	Description	Price exVAT
125254488	BWT Electrolyser E8	-
125254489	BWT Electrolyser E16	-
125254490	BWT Electrolyser E22	-

## BWT ELECTROLYSER OPTIONS

Code	Description	Price exVAT
125254491	Flow switch for Electrolysers E, PRO & LS	-
125254504	Wifi module for Electrolyser PRO & LS	-
1 125254565	pH kit for Electrolyser PRO & LS	-
2 125254566	Redox kit for Electrolyser PRO & LS	-



## SALT PELLETS

Code	Description	Price exVAT
9109100	Pallet of pool grade salt in pellets 1000 kg pellet	-



Pool grade salt complies with the standard EN 16-401



**+** Options available for the 3 models  
: pH, Rx, Wifi, remote control via smartphone, Flow sensor

### Technical data

- Salt electrolyser that can pilot pool equipment
- Wide range of Chlorine production levels 16, 22, 33 g/h to cover the requirement of all pools on the market
- Transparent cell to allow visual monitoring of production
- Water flow rate controlled by gas sensor included as standard (if the cell is mounted vertically)
- Slaving of the filtration pump and lighting
- No need for an additional transformer for LED underwater lights up to 50W, power is supplied directly by the control box
- pH, Redox regulation kits and mechanical flow sensor available as options.
- WiFi connection kit available as an option: Allows all functions to be controlled and saved at a distance

	BWT PRO A16	BWT PRO A22	BWT PRO A33
Production g/h	16	22	33
Pools up to m <sup>3</sup>	75	100	150
Salinity	3 to 35 g/L, ideal range 3.5 to 4 g/L		
Display	Graphic display, displays current production level, cover, pH*, mV*, temp.*		
Protection	IP 65		
Language selection (12 languages)	✓	✓	✓
Super chlorination mode	✓	✓	✓
Manual regulation of Chlorine in 1 g steps	✓	✓	✓
Automatic Chlorine regulation	Option		
pH regulation	Option		
Control of underwater lights (up to 50 W)	✓	✓	✓
Control of the filtration pump	✓	✓	✓
Slaving VS pumps	✓	✓	✓
Chlorine production reduced on detection of an automatic cover	✓	✓	✓
Cl production adjustment Smart mode	✓	✓	✓
Water level control by gas sensor	✓	✓	✓
Automatic cleaning	Programmable up to 999 min.		
Alarms	Low salt level / no flow / pH		
Dimensions of the control box	254 × 298 × 133		

\*optional

Code	Description	Price exVAT
125254492	BWT Electrolyser PRO A16	-
125254495	BWT Electrolyser PRO A16 + standard pH kit	-
125254501	BWT Electrolyser PRO A16 + Standard pH + Redox kit	-
125254493	BWT Electrolyser PRO A22	-
125254496	BWT Electrolyser PRO A22 + standard pH kit	-
125254502	BWT Electrolyser PRO A22 + Standard pH + Redox kit	-
125254494	BWT Electrolyser PRO A33	-
125254497	BWT Electrolyser PRO A33 + standard pH kit	-
125254503	BWT Electrolyser PRO A33 + kit pH + Redox standard	-





- Innovative water disinfection technology that combines two types of disinfection: active Chlorine generated by the electrolysis of salt water (1.5 g/l salt in the pool water) and free radicals, produced by the hydrolysis of water, that have twice the disinfection potential of free Chlorine.

The BWT Pro LS electrolyser requires a salt concentration of only 1.5 g/L, much lower than conventional salt electrolyzers, which has several advantages:

- Less oxidation of metal parts because there is less salt,
- Less salt consumed,
- Lower maintenance costs,
- Fewer chloramines.



### Technical data

- Salt electrolyser that can control pool equipment.
- Wide range of Chlorine production levels 16, 22, 33 g/h to cover the requirement of all pools on the market.
- Transparent cell to allow visual monitoring of production (except for the LS300 model that is controlled with a flow switch).
- Water flow rate controlled by gas sensor included as standard (if the cell is mounted vertically, except for the LS300 which is controlled with a flow switch as standard).
- Mechanical flow sensor as an option (except LS300).
- Slaving of the filtration pump and lighting.
- No need for an additional transformer for LED underwater lights up to 50W, power is supplied directly by the control box.
- pH, Redox regulation kits available as an option.
- WiFi connection kit available as an option: Allows all functions to be controlled and saved at a distance via an app.
- Temperature sensor as standard for Chlorine generation in smart mode.



# SALT WATER ELECTROLYSERS

## BWT PRO LS ELECTROLYSER - LOW SALINITY

Family 4600

	BWT PRO LS 65	BWT PRO LS 200	BWT PRO LS 300
Production g/h	16	22	33
Pools up to m <sup>3</sup>	65	200	300
Salinity	from 1.5gr/L		
Display	Graphic display, displays current production level, cover, pH*, mV*, temp.*		
Protection	IP 65		
Language selection (12 languages)	✓	✓	✓
Super chlorination mode	✓	✓	✓
Manual regulation of Chlorine in 1 % steps	✓	✓	✓
Automatic Chlorine regulation via Redox measurements	Option		
pH regulation	Option		
Control of underwater lights (up to 50 W)	✓	✓	✓
Control of the filtration pump	✓	✓	✓
Slaving variable speed pumps	✓	✓	✓
Chlorine production reduced on detection of an automatic cover	✓	✓	✓
Cl production adjustment Smart mode	✓	✓	✓
Water level control by gas sensor	✓	✓	Flow switch
Automatic cleaning	Programmable up to 999 min.		
Alarms	Low salt level / no flow / pH		
Dimensions of the control box	254 × 298 × 133		
Flow switch	Option	Option	✓
Wifi module	Option		

Code	BWT PRO LS electrolyser	Price exVAT
125300676	BWT Electrolyser PRO LS 65	-
125300677	BWT Electrolyser PRO LS 200	-
125300678	BWT Electrolyser PRO LS 300	-
125300679	BWT Electrolyser PRO LS 65 + kit pH Std	-
125300680	BWT Electrolyser PRO LS 200 + kit pH Std	-
125300681	BWT Electrolyser PRO LS 300 + kit pH Std	-
125300682	BWT Electrolyser PRO LS 65 + kit pH + Rx Std	-
125300683	BWT Electrolyser PRO LS 200 + kit pH + Rx Std	-
125300684	BWT Electrolyser PRO LS 300 + kit pH + Rx Std	-

## BWT ELECTROLYSER OPTION

Family 4640



2



Code	Electrolysers and options	Price exVAT
125254491	Flow switch for Electrolysers E, PRO & LS	-
125254504	Wifi module for Electrolyser PRO & LS	-
1 125254565	pH kit for Electrolyser PRO & LS	-
2 125254566	Redox kit for Electrolyser PRO & LS	-

DECHLORINATOR

Family 4400

Being highly aware of the impact that chlorinated waste water can have on the environment, Procopi BWT Group developed the backwash water dechlorinator.

The system can be installed quickly and easily on the waste line of any filter. During a back wash, or while draining the pool, waste chlorinated water is mixed with a neutralising agent (2) by a venturi system (1), the resulting dechlorinated water can then be released to waste.

This "neutralised water" can be stored and subsequently used to water the garden or wash the car.

	Code	Description	Union	Unit price exVAT
1	9120010	Venturi dechlorinator of backwash water	union Ø 50, solvent	-
2	8848105	Chlorine neutraliser, Neutral, 5 L		-



*The right thing for the environment*

WATER TREATMENT

A large, octagonal wooden pool is the central focus, surrounded by a wide wooden deck. In the foreground, a wooden table is set with dishes, glasses, and a bottle. Two wooden chairs are tucked under the table. In the background, a metal railing separates the deck from a vast, clear blue sea. Beyond the water, a lush green hill rises, topped with a small, cylindrical lighthouse. The sky is a clear, bright blue.

# 13 WOODEN POOLS




- 262** WOOD - A NATURAL MATERIAL
- 266** TREATMENT & HYGIENE
- 267** WINTERIZING
- 268** BWT AT YOUR SIDE
- 269** PROTECTION & SAFETY
- 270** PISTOCHE - ABOVE GROUND CHILDRENS' POOL
- 276** TROPIC JUNIOR
- 278** POOL'N BOX JUNIOR
- 282** URBAN POOLS - YOUR DREAM WITHIN YOUR GRASP!
- 284** URBAN POOLS - 4 LEVELS OF EQUIPMENT
- 286** URBAN POOLS 4.20 M X 3.50 M
- 288** URBAN POOLS 6.00 M X 2.50 M
- 290** URBAN POOLS XL 6.50 M X 3.50 M
- 294** POOL'N BOX
- 298** THE TROPIC RANGE
- 302** THE WEVA RANGE
- 308** BUBBLE COVERS FOR WOODEN POOLS
- 309** WINTER & SAFETY COVERS
- 311** COVER SURFACE AREA CALCULATIONS
- 312** LINERS FOR WOODEN POOLS
- 313** WOODEN POOL PACKAGING DATA





# Wooden pools





**+** STORAGE

If you do not intend to assemble your pool immediately, you should store it without opening it in a well-ventilated room, or failing this, in an area protected from humidity and sunlight. If, however, you were obliged to unpack your pool, redo and restrap the pallet. Once the pallets are undone, the kit must be assembled within 24 to 48 hours.



## SUSTAINABLE FORESTRY

BWT is committed to using wood from sustainably managed forests. As a guarantee, we have had our products certified by a renowned organisation and we organise regular inspections by an independent body.

BWT is PEFC certified (chain of custody: FCBA/12-01382) for procurement of wood from sustainably managed forests according to the regulations set out by the Programme for the Endorsement of

Forest Certification.

The PEFC label pertains to wood from European forests. This programme promotes the preservation of our heritage.

Being a natural material, wood will have some imperfections. These are normal and have no impact on the service life of the product.

A certain number are superficial and are not covered within the scope of the guarantee.



### NORTHERN SPRUCE COPING

For more beautiful, flatter coping with a longer service life, BWT chose class III treated Northern Spruce, selected based on its resilience, mechanical strength and excellent weatherability. Beautiful wood, properly cured, dense, top quality, for pools that will delight your customers for years to come.



## CAREFULLY SELECTED, CAREFULLY TREATED WOOD

**Class IV autoclaved northern wood:**  
the right choice for the pool structure.

The mechanical and aesthetic properties of this wood are the result of its slow growth imposed by rigorous climatic conditions north of the 57th parallel. Class IV treatment in the autoclave makes this wood perfect for use outdoors in contact with the ground.

**Composite French wood:**  
ideal for pool coping.

A balanced mix of fine wood particles and a thermoplastic polymer, composite wood is free of knots, splinters and boasts an excellent service life outdoors. Soft to the touch, it is also low maintenance and comes in a range of colours (Coastal Grey or Havana).



All in-ground and partially in-ground pools must be protected using a Delta MS drainage membrane..



### COLOUR VARIATIONS

Colour variations are common to every species of wood. Treatment brings them out because the depth of penetration of the product will depend on the wood density and grain. Weathering of wood outdoors will significantly attenuate these colour variations.



### SALT STAINS

Small green stains are frequently found on the surface of autoclaved wood. These can be removed with light sanding. If left untreated, this colour will fade over time.



### SPLITTING AND CRACKING

Wood expands and contracts when exposed to variations in humidity and temperature. As it dries, wood contracts unevenly resulting in the appearance of cracks. While these can seem to be cause for concern, they have no impact on the mechanical properties of the product and therefore do not fall within the scope of the guarantee.



### SURFACE MOULD

Mould, caused by microscopic fungi, can grow on wood, particularly on resinous species, on which the growth can appear as "blueing". It is a surface phenomenon, exacerbated by heat, humidity and inadequate aeration and is characterised by stains ranging from light to dark blue. They can be removed by wiping the surface.

Remember that class IV treated wood is protected against attack by fungi that could destroy the physical and mechanical properties of the wood. For further information, please refer to Procopi BWT Group's guarantees concerning the types of wood and their treatment.



### RESIN BEADING

When resinous wood species are autoclaved, the alternating pressure and vacuum can cause sticky resin residues to rise to the surface. To remove them, scrape them carefully with an appropriate tool, being careful not to touch the wood. Turpentine spirits could also be effective, but could stain the wood if too much is applied.



### GREYING

Wood exposed to sunlight is susceptible to greying. Some people like the silvery sheen of this natural patina. If, however, you would prefer the wood to keep its original colour with brown tones, apply a protective coating (lasure, oil) when the product is assembled.



### KNOTS

Knots mark the places where branches were attached. The quantity and size depends on the species of wood and the sorting process. For outdoor installations, small adherent knots are acceptable. The more stringent the sorting process to limit the number and size of knots, the more expensive the wood will be.



### JOINED WOOD

To ensure the highest quality in the selection of our wood, it is sorted meticulously before planing. Planks that feature defects on both sides are taken out. Defects (knots, cracks, flashes) are removed and the planks are joined together (see the image).



### CURVED WOOD

Due to the constant pressure exerted by the water, the walls of the pool may curve slightly over time.

This phenomenon, attributable to the natural elasticity of wood, will stabilise of its own accord and in no way would lead to failure of the wooden slats.

It is not a defect, and would not constitute grounds for a guarantee claim.

# THE LABEL ORIGINE FRANCE GARANTIE



The Origine France Garantie label is awarded to products that meet the following 2 criteria.

- At least 50 % of the unit cost price is generated in France,
- It acquires its key characteristics in France.

The label allows companies to promote "manufacturing in France" and allows consumers to choose to buy French.

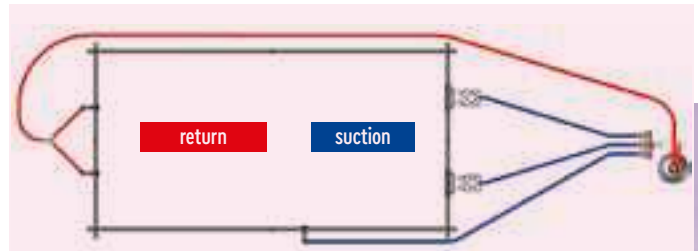
# The right filtration group

The majority of the fittings and accessories equipping BWT myPOOL pools are made in France. You can be sure of excellent manufacturing quality, stringent quality control and perfect suitability.

Notably, each pool is fitted with a filtration group, that is a pump-filter combination, selected to filter the pool water in accordance with the standards in effect.

Only a good balance between the power of the pump and filtration surface area can ensure efficient filtration. If the through rate is too high for the surface area of the sand (determined by the diameter of the filter), filtration will not be optimal. The maximum filtration rate for sand filters as defined by the standards is  $50\text{m}^3/\text{h}/\text{m}^2$ .

For this reason, BWT tests each pool model/filtration group configuration in situ and monitors the flow rates and through put rates. These tests are evaluated by independent laboratories who issue certificates of compliance.



## THE PUMP DRIVES WATER CIRCULATION:

it draws water in through the skimmers and vacuum points (if any), pushes it through the filter and then returns the water to the pool through the return fittings.

## THE SAND FILTER RETAINS IMPURITIES:

As it passes through the filter medium, impurities (leaves, dust, etc.) are retained and the water is purified. It flows out of the filter clear.

# A few basic principles

As regards hygiene, there are no official regulations governing private pools. However, for the sake of your own health and that of those closest to you, we have provided some information on water treatment and basic maintenance of the filtration group.

## WATER TREATMENT


To get the most out of your pool, you will need to optimise pool water treatment. Follow the recommendations concerning use of your filtration group: commissioning, frequency of use, bather load, water regeneration, maintenance and monitoring of this system (pipes, bolts, screws) and build-up of dirt in the filter (refer to the back washing procedure in the installation instructions enclosed with the filter).

Failure to respect maintenance recommendations will entail serious health risks, notably for children.

## HYGIENE

For the sake of your own health and that of those closest to you, you need to follow some rules!

This starts with good personal hygiene for the respect of all. Next, to ensure crystal clear water, follow the instructions set out under the "operation and maintenance" heading of the installation instructions. Pay particular attention to water treatment and testing intervals, as well as filtration and back wash cycles. Your pool water equilibrium depends mainly on you. Do not hesitate to consult any relevant documentation and follow the advice of professionals.



# Winterizing

## THE POOL AND THE HYDRAULIC INSTALLATION



### The wood

Wood is a living material, variations in temperature and humidity can cause it to contract or expand causing the wood to split or crack, this a natural phenomenon and in no way effects the service life of our products.

The wood is subjected to a class IV autoclaving treatment that complies with standards in effect and presents absolutely no danger to people or animals in direct contact with the wood.


Under no circumstances should you apply any product such as wood stain, paint, oil, micro-porous product, etc. to the wood.

Over time, the wood of the pool will inevitably get dirty. Clean the wood once a year using a high pressure jet, to remove dirt lodged in the pores in the wood. Regulate the water pressure to avoid damaging the surface of the wood or raising and fibres.

Inspect the wooden structure regularly (particularly the coping and access steps) and eliminate any splinters that may have appeared.

- » Carry out a prolonged filter back wash..
- » Do not leave the pool empty over the winter period (or for a long period of time). In fact, the liquid mass plays a dual role acting as both thermal insulation and ballast, keeping the liner and the pool structure in good condition. The water level, however, should be lowered to 10cm below the mouth of the skimmer.
- » To drain water from the pool, either use a siphon, or turn the handle on the multi-port pump to Drain and allow the water to run out under the effect of gravity.
- » Water will flow out through the waste line. Do not run the pump during procedure.
- » Disconnect the pipe underneath the skimmer to allow the skimmer to act as an overflow in the event that precipitation causes the water level to rise too high. Remove any water treatment products from the skimmer (Chlorine tablets, flocculent, etc.).
- » Unscrew the face ring on the return fitting inside the pool.
- » Using a threaded or rubber winterizing cap (not supplied), seal the return fitting from inside the pool.
- » Disconnect the return line at the pump.
- » Drain water from the filter by unscrewing the drain plug at the bottom of the filter tank.
- » Do not replace the drain plug until the filter is being put back into service.
- » Unscrew the drain plugs on the pump and prefilter. In the case of unprotected outdoor installations, remove and store the pump.
- » Cut power to the filtration control panel.
- » Add an aglaecide and a winterizing product to the pool water (not supplied).
- » Remove the stainless steel ladder.
- Deploy the winterizing cover over the pool.

NOTE: Winterizing is not mandatory, especially in climates where temperatures do not drop below zero. In this case, simply maintain the usual water level in the pool and run filtration for 2 to 3 hours each day. Check the water level in the pool at regular intervals.



#### WOODEN STRUCTURE GUARANTEE:

The quality of the wood selected and the class IV autoclave treatment labelled CTB-B+ SP by the CTBA (SP: this denomination was created for CTB-P+ and CTB-B+ certifications to designate enhanced retention of organic copper type products). The wood is autoclaved after it is machined, this allows us to offer a 10 year guarantee on our wooden structures.



# BWT DOES NOT JUST OFFER A COMPREHENSIVE RANGE OF PRODUCTS

*from home deliveries to technical advice we are there for you every step of the way.*

## AN E-MAIL ADDRESS FOR YOUR TECHNICAL QUESTIONS

Our technicians are ready to answer your questions, take your feedback, provide support and assistance with installation, guarantees, servicing, etc.

[hotline.technique@procopi.com](mailto:hotline.technique@procopi.com)

## DELIVERY TO YOUR DOOR

Please contact us to discuss terms.

## THE INTERNET SITE

- » Product data sheets
- » Installation and operating instructions
- » Customer account, order tracking




NF P90-307-1 standard



NF P90-308 standard



NF P90-306 standard



BWT myPOOL wooden pools may be installed above-ground, in-ground or partially in-ground. Partially in-ground refers to a configuration where the pool structure is under the ground level, irrespective of the depth to which the structure is sunk

All in-ground and partially in-ground pools must be equipped with at least one of 4 safety standard compliant devices designed to prevent the risk of drowning

In the case of above-ground pools, the pool must be secured by removing the access ladder. All BWT myPOOL pools are fitted with ladders that fold upwards as standard. However, to make your pool even safer, BWT recommends the installation of one of the systems mandatory for in-ground and partially in-ground pools.

### FRENCH LAW PROVIDES FOR 4 MEANS OF SECURING THE POOL:

- **French standard NF P90-306** | Security fence, minimum height 110cm measured from the ground with a gate that is held closed,
- **French standard NF P90-307-1** | P-AS fall detection alarm,
- **French standard NF P90-308** | Safety cover,
- **French standard NF P90-309** | Pool shelter.

In this catalogue, you will find a range of standard compliant security systems: the P-AS alarm, winter and safety covers, bar covers and P-HS E automatic covers.

**+** Standard compliant safety measures are no substitute for supervision by parents or responsible adults.

### STANDARD COMPLIANT EQUIPMENT

Accreditation testing is carried out by an independent laboratory that may, if it is deemed necessary, request modification of the equipment or the installation instructions, and/ or in our own laboratory.

Once all tests have been successfully passed, the laboratory issues a certificate of compliance for each pool model tested.

Every BWT myPOOL pool and mini-pool complies with French and European standards in effect:

- **NF EN 16582-1** | Private family pools/ part 1: general safety requirements and test methods.
- **NF EN 16582-2** | Private family pools/ part 2: general safety requirements and test methods for in-ground pools.
- **NF EN 16582-3** | Private family pools/ part 3: general requirements concerning security and test methods for above-ground pools.
- **NF EN 16713-1** | Private family pools/ Water distribution systems – Part 1: Filtration systems/ Requirements and test methods
- **NF EN 16713-2** | Private family pools/ Water distribution systems – Part 2: Circulation systems/ Requirements and test methods.
- **NF EN 16927** | Specific requirement, safety requirements and test methods.

## Pistoche



## URBAN POOLS



## TROPIC





01 | a

WOODEN POOLS

*mini wooden pools*





## Everyone into Pistoche!

*Safe, solid, beautiful and very safe, the little Pistoche pool is an instant hit with small children and ensures instant peace of mind for the adults watching over them. Carefully designed for enjoyment and safety, Pistoche is the ideal pool for little children and cautious parents.*



### STYLISH FINISH!

» Pistoche pools are now equipped with Aluminium coping.





## PROTECTED

### SELF-RETRACTING PROTECTIVE COVER. \*

Pistoche is equipped with a protective cover that closes the pool to prevent access while the pool is not in use; and because we can never be too careful, the cover can bear the weight of a child that climbs onto it\*.

The cover also protects the pool against evaporation and night time cooling and stops pollen, dust and leaves from falling into the pool. The water stays clean, always ready for your little swimmers. A Pistoche exclusive!



**1** The cover is built into a cover pit that is hidden under the edging.

**2** Once the edging on all 4 sides has been lifted, the cover can be rolled out in just a few seconds by pulling on the strap, a sharp tug will cause the cover to automatically roll up.

**3** Strong and hard wearing and fitted with a purpose designed fastening system, the protective cover can bear the weight of a small child.

\* This cover is no substitute for common sense or individual responsibility. Nor is it intended to replace the vigilance of parents and/or responsible adults which remains the key factor in ensuring the safety of young children.

## SOLID

**MADE IN FRANCE  
2 YEAR GUARANTEE.**

Pistoche pools are made in Brittany in Northern France. Hard wearing materials and manufacturing quality are fully guaranteed.



## WOODEN STRUCTURE

**BOTTOM STRUCTURE MADE OF SOLID, CLASS IV TREATED AUTOCLAVED WOOD (CTB-B+SP).**

**TOP STRUCTURE MADE OF CLASS III TREATED NORTHERN PINE. GUARANTEED 2 YEARS.**

Sturdy and aesthetic, Pistoche has a place in every garden.





## EVOLUTIVE

**ADJUSTABLE FILTRATION HEIGHT, FOR A WATER LEVEL BETWEEN 40 AND 60CM.**

The cartridge filter, that ensures the quality of water in the pool, may be installed in any of the four corners so that it faces into the prevailing wind. The depth of the water may be adjusted depending on the height and age of the children: forty centimetres for the youngest children to splash around, and up to sixty centimetres for older children to start swimming. A Pistoche exclusive!



A Pistoche exclusive just for us!





# Pistoche by PROCOPI

DBWT GROUP



## COPING

- May be locked
- Lacquered, light grey Aluminium laqué Light grey

## PROTECTIVE COVER

- Grey, reinforced 450g/m<sup>2</sup> PVC fabric

## SELF-RETRACTING ROLLER

- Housed discreetly under the coping

## LINER

- 0.50 mm, dark blue



## UNDERLAY

- Underlay to be fitted under the liner.



## CARTRIDGE FILTER

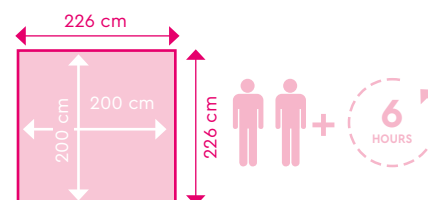
- Adjustable to a water level between 40 and 60cm



## INTERLOCKING STRUCTURE

- Northern pine, class III and IV
- Thickness, 28 mm

Code	Description	Unit price exVAT
27160209	Pistoche 2x2 wooden pool, dark blue	-




## STANDARD EQUIPMENT

Description	
Lockable, light grey lacquered Aluminium coping	included
Planks of solid, class III and IV treated Northern Pine, thickness in mm, tolerance + or - 1mm	28
Liner thickness	0.50 mm
Liner colour	Dark blue
Self-retracting protective cover	Grey

Description	
Height adjustable cartridge filter, water level from 40 to 60cm	included
Underlay	included
Guarantee on the structure	2 years
Liner guarantee	2 years
Filter guarantee	1 year

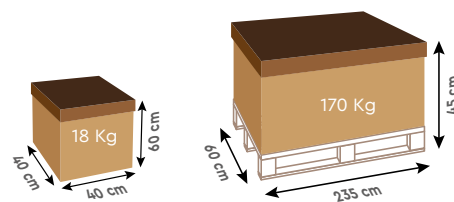
# PISTOCHE - ABOVE GROUND CHILDREN'S POOL



## TWO PACKAGES

### THE PISTOCHE POOL COMES IN TWO PACKAGES.

Package 1 contains: the height adjustable filtration system, the blue 0.50mm liner, the underlay and the screws. The wooden structure is enclosed in the second package (included in the advertised price), this package contains all the wooden elements, the aluminium coping, the PVC profiles and the roller pre-fitted with the protective cover and its strap.



## ACCESSORIES




**1**  
**WATER TREATMENT KIT:**  
1 Kg of active oxygen pellets,  
1 l of algacide,  
10 test strips.



Code	Description	Unit price exVAT
Pistoche accessories and maintenance		
1	27900210 Pistoche 1 month water treatment kit	-
2	27900215 Pistoche reversible winter cover (PE 200g/m <sup>2</sup> ) with 8 eyelets around the periphery	-
3	27931650 Pistoche spare cartridge	-



Designed especially for small above-ground pools, the rechargeable BC02 line pool vacuum from BWT is the ideal solution to keep your pool perfectly clean (see page 234).



# A pool

## FOR EVERY-ONE!



### NORTHERN SPRUCE COPING

For more beautiful, flatter coping with a longer service life, BWT chose class III treated Northern Spruce, selected based on its resilience, mechanical strength and excellent weatherability. Beautiful wood, properly cured, dense, top quality, for pools that will delight your customers for years to come.

### COPING

- Class IV treated pine, 28mm thick and 145mm wide

### LINER

- 0.50 mm, dark blue



### CARTRIDGE FILTER

### UNDERLAY

- Underlay to be fitted under the liner.



### INTERLOCKING STRUCTURE

- Class III and IV treated solid Northern pine
- Thickness, 28 mm

## STANDARD EQUIPMENT

Description	
Class III treated, single width pine coping, thickness in mm, width 145mm	28
Planks of sold class III and class IV treated Northern Pine, thickness in mm, tolerance + or - 1mm	28
Liner thickness	0.50 mm
Liner colour	Dark blue

Description	
Submerged cartridge filter	included
Underlay	included
Structure guarantee	2 years
Liner guarantee	2 years
Filter guarantee	1 year



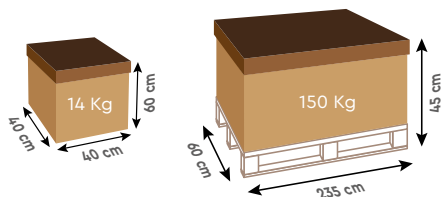
# PERFECT FOR ANY GARDEN

## TROPIC JUNIOR

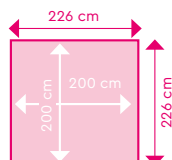
Particularly well designed, this small above-ground TROPIC JUNIOR pool is practical, robust, beautiful and made in France. With a very small foot print, only 2m x 2m, it is the perfect size for small children. TROPIC JUNIOR provides fun for the whole family.

TROPIC JUNIOR is packaged in two boxes:

- Box 1/2 contains the filter cartridge, the 0.50mm dark blue liner and the nuts and bolts.
- Box 2/2 (pallet) contains the wooden structure



Description	Detail
Outer dimensions (cm)	226 × 226
Inner dimensions (cm)	200 × 200
Height coping included (cm)	68
Water volume (m <sup>3</sup> )	2.30
Water surface area (m <sup>2</sup> )	4
Packaging	1 box + 1 pallet



Code	Description	Unit price exVAT
27160409	Tropic Junior 2x2x 0.64m	-

## ACCESSORIES

Code	Description	Unit price exVAT
Pistoche accessories and maintenance		
1	27900210 Pistoche 1 month water treatment kit	-
2	27900215 Pistoche reversible winter cover (PE 200g/m <sup>2</sup> ) with 8 eyelets around the periphery	-
3	27931650 Pistoche spare cartridge	-

**+** Designed especially for small above-ground pools, the rechargeable BC02 line pool vacuum from BWT is the ideal solution to keep your pool perfectly clean (see page 234).



# Boxing

CLEVER!

ABOVE-GROUND ONLY



**COPING**

- Northern spruce, 28 mm thick 195 mm wide.

**LINER**

- 0.50 mm Dark blue.

**LOCKING MECHANISM**

- for total safety.

**INTERLOCKING STRUCTURE**

- Solid class IV treated, autoclaved Northern Pine, rounded finish,
- Thickness, 45 mm,
- Galvanised steel supporting braces



**+** Northern pine: a hard, almost rot-proof wood that grows slowly in sustainably managed Scandinavian forests. The Pool'n Box Junior structure is CTB B+ SP treated, it is guaranteed 10 years.



**SUCTION AND RETURN FITTINGS**

- 1 return fitting,
- 1 suction grate.



**UNDERLAY**

- Underlay to be fitted under the liner.



**CARTRIDGE FILTER**







POOL'N BOX JUNIOR

Pool'n Box Junior is an elegant, high quality pool designed to stand the test of time. The best proof – 10 year guarantees on the wooden structure and the filter.

A CLEVER STORAGE SOLUTION!


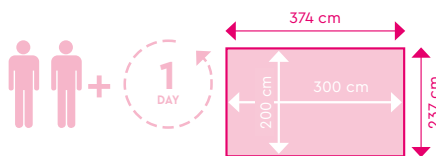
Pool'n Box Junior is cleverly designed with a storage box tucked under the coping. Balls, swimming aids, water toys: all the clutter can be cleared away in the blink of an eye to leave the pool area beautifully tidy.

Even better, Pool'n Box Junior is very attractively priced.

Advantages:

- Pool'n Box Junior has a very small footprint so it fits easily into tight spaces.
- Pool'n Box Junior is equipped with a proper cartridge filter.
- No need for plant housing: the filtration system fits into the generously sized integrated box leaving plenty of space for storage.
- The structure is made of solid Northern Pine, the industry standard, this guarantees a long service life and a sound investment.


**+** **OPTIONAL UNDERWATER LIGHTS**  
 SeaMaid LED underwater lights, in white (44100019) or RGB (44072019). These lights can be simply mounted on a 1.5" return fitting..

POOL'N BOX JUNIOR, A CLEVER POOL

FAMILY FUN MODE

Toys, rings, floats of every colour thrown everywhere.



NO MORE HOSES CLUTTERING THE LAWN OR TERRACE!

PLEASURE TO BEHOLD, DESIGN MODE  
 After the fun, return to style and elegance. The pool area is clutter free with no trip hazards! Picture perfect.



IN THE BLINK OF AN EYE, ALL TIDIED AWAY !



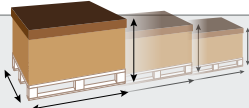
Description	Detail
Outer dimensions with box (cm)	374 × 237
Water surface area dimensions (cm)	300 × 200
Height coping included (cm)	76
Water volume (m³)	4.2
Water surface area (m²)	6

Code	Description	Unit price exVAT
27169218	Pool'n Box junior wooden pool, 3.70 × 2.40m, DB, H :76 cm	-

STANDARD EQUIPMENT

Description	
Metallic structural braces	included
Northern Spruce coping, class III treated, 28 mm thick, 195 mm wide	included
Planks of solid, class IV treated Northern Pine, thickness 45 mm	included
Liner thickness	0.50 mm
Liner colour	Dark blue

Description	
Number of suction grates	1
Number of return fittings	1
Hydraulic connections, Ø32 mm	included
Cartridge filter	included
Return/ suction fitting winterizing caps	included
Underlay	included

**+**  **PACKAGING DATA**  
page 313

01 | b

WOODEN POOLS

*Urban pools*





# My beautiful pool

WHERE I WANT,  
WHEN I WANT!

## URBAN POOLS ARE INNOVATIVE:

they combine the advantages usually associated with top-end pools, with the practical advantages of more modestly sized pools. Thanks to its small size, you can install your URBAN pool wherever you want.



## WOODEN STRUCTURE QUALITY GUARANTEE

URBAN pools are made using wood from sustainably managed forests.

The quality of the wood selected and the class IV autoclave treatment are labelled CTB-B+ SP by the CTBA.

The autoclave treatment is carried out after machining, this allows us to offer a 10 year guarantee on the structure.

## THE BEST OF TECHNICAL KNOW-HOW AND SAFETY

Fitted with submerged automatic covers that comply with the French pool safety standard (NF P 90-308), URBAN pools provide optimal safety and comfort of use.

Secreted under the pool edging, the submerged cover keeps the pool water clean and warm. It secures and protects your pool with total discretion.

In addition, URBAN pools are fitted out with high-end, state of the art technical equipment: LED underwater lights, automatic filtration management, in-pool ABS/ Aluminium ladder (2 sections), Wooden access ladder, skimmer and return fittings the same colour as the liner and the automatic cover.



In just a few seconds, with the turn of a key, the cover hidden under the coping rolls out over the surface of the water. Effortless protection for your pool.



## PURE LINES

The intelligent, elegant design of the URBAN POOL guarantees seamless aesthetic integration into your garden. The structure, made of carefully selected solid wood, is compatible with in-ground, partially in-ground or above-ground installation. If the pool is installed in-ground or partially in-ground, a wooden plant housing (option) must also be installed to allow access to the filtration equipment.



URBAN pools embellish any space, giving it instant visual appeal.

ABOVE-GROUND/ PARTIALLY IN-GROUND / IN-GROUND

# Achieve The impossible

YOUR DREAMS WITHIN YOUR GRASP



URBAN pools are the answer! A real pool secured by a submerged automatic cover, that, with its small foot print of less than 10m<sup>2</sup> it can be slipped into any space).

## TOTAL FREEDOM

URBAN pools were purpose designed for small spaces. Their dimensions are carefully adapted to the restrictions of urban living, they fit in anywhere. They come in two versions, square and rectangular, with a surface area never exceeding 10 m<sup>2</sup>..



## A SEDUCTIVE PRICE POINT

URBAN pools are real pools, fitted out like luxury pools and offered at a very interesting price. The Secret? Industrialisation of the design and manufacturing process. The factory in France where URBAN Pools are made, is a reference in this sector; it relies on tried and tested know-how and uses the best, state-of-the-art manufacturing equipment.



## IDEAL FOR A BUSY LIFE-STYLE!

The URBAN pool is designed for busy city living. Its clever design simplifies and reduces maintenance, and the consumption of water, energy and pool chemicals is very low.

## WARM, LIMPID WATER

URBAN pools were designed to accept optional equipment usually reserved to large top of the range pools. Notably a plant housing large enough to hold a sand filter and/or a heat pump. Warm, clean water so you can enjoy an extended pool season.



## SWIM!

Whether for pleasure, or to train, URBAN pools may be fitted with static swim belts (included as standard); ideal for working out at the intensity that you want. Comprised of a neoprene belt (waist circumference 60-105cm) and an elastic strap (length 200cm), and peg to be sealed into the deck, it is the ideal system for an aquatic work out in a small pool.



# My beautiful pool

## 4 LEVELS OF EQUIPMENT



STRUCTURE  
POOL FITTINGS



AUTOMATIC  
COVERS



LADDER  
LINER FILTRATION



### Integrated, automatic cover and compact cartridge filter

#### AUTOMATIC COVER\*

Housed discreetly in the pool, the submerged cover keeps the pool water clean and warm. It effortlessly secures and protects your pool.

\* Version without plant housing, above-ground only



### Integrated, automatic cover and wooden plant housing

#### WOODEN PLANT HOUSING

The wooden housing is made of slats 28mm thick, the profile matches the pool coping. In accordance with the French safety standard NFP 90-308, the lid is hinged and fitted with a lock. The plant housing is mounted at a corner to house the electrical components of the automatic cover and the filtration system. The plant housing is mandatory for in-ground and partially in-ground installation configurations.



### Integrated, automatic cover, wooden plant housing, and sand filtration group

#### SAND FILTER

Comprised of a light grey sand filter P-GFI 400, 4m<sup>3</sup>/h, (delivered with the filter medium) with a removable lid, a self-priming pump with a pre-filter, a 6-way valve, a pump/ filter connection kit and a black ABS base.



### Integrated, automatic cover, wooden plant housing, sand filtration group, and heating

#### HEATING

The BWT myPOOL Inverter heat pump is ideal for URBAN pools. It is delivered with a P-GFI 400, 6m<sup>3</sup>/h sand filtration group, a by-pass and 9m of piping to allow the heat pump to be installed up to 3.50m from the pool.

## ABOVE-GROUND / PARTIALLY IN-GROUND / IN-GROUND

### LADDER

- Aluminium/ABS ladder, 2 sections, 3 treads
- Wooden access ladder, 4 treads



### COPING

- Northern Spruce
- Thickness 28mm
- Width 290mm



### LINER

- 0.75 mm, light grey.

### AUTOMATIC COVER

- Light grey



### INTERLOCKING STRUCTURE

- Class IV treated solid Northern pine
- Thickness 45mm

### SWIM TETHER

- Neoprene belt
- Tether with click 2m
- Pool deck fastener, 1 stainless steel peg with bushing D6



### CARTRIDGE FILTER

- Filtration 4 m<sup>3</sup>/h

### UNDERLAY

- Underlay to be fitted under the liner.



### SAND FILTER (OPTION)

- Light grey sand filter P-GFI 400 4m<sup>3</sup>/h
- Removable lid
- 6-way valve
- Self-priming pump with pre-filter
- Pump/ filter connection kit
- Black ABS base
- Delivered with the filter medium



# URBAN POOLS 4.20 M X 3.50 M

ABOVE-GROUND / PARTIALLY IN-GROUND / IN-GROUND

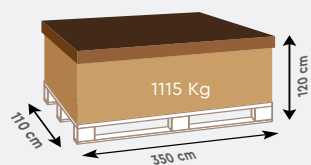


## Square model

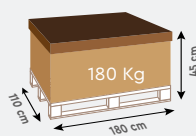
### STANDARD EQUIPMENT

Description	
Northern Spruce coping, thickness 28mm, width 290mm	included
Planks of solid, class IV treated Northern Pine, thickness in mm, tolerance + or - 1mm	included
Liner thickness	0.75 mm
Liner colour	Light grey
Number of skimmers P-PM body (colour matched to the liner)	1
Number of return fittings (colour matched to the liner)	1
Hydraulic connections	included
Filtration 4 m <sup>3</sup> /h	see version
Metallic structural braces	4

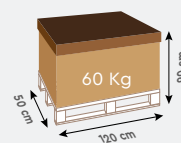
Description	
LED underwater light	1
Flow rate at the return fitting (m <sup>3</sup> /h)	4
Automatic safety cover	Light grey
Electrical control panel (cover, filtration and UW light)	included
In-pool ladder in 2 sections: aluminium/ ABS treads and stainless steel hand rails	3 treads
Wooden access ladder	4 treads
Swim tether	included
Underlay	included



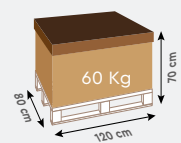
PACKAGING, URBAN POOL 4.20 X 3.50 WITH CARTRIDGE FILTER



PLANT HOUSING PACKAGING



SAND FILTRATION GROUP PACKAGING



HEAT PUMP PACKAGING

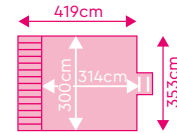
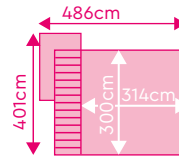
**+** **PACKAGING DATA**  
page 313

EQUIPMENT  
Packaging data



# URBAN POOLS 4.20 M X 3.50 M

ABOVE-GROUND / PARTIALLY IN-GROUND / IN-GROUND



Outer dimensions (cm)	419 × 353
Outer dimensions with plant housing (cm)	486 × 401
Water surface dimensions (cm)	314 × 300
Height coping included (cm)	133
Water volume (m <sup>3</sup> )	13.30
Water surface area (m <sup>2</sup> )	9.42

## + Urban pool installation configurations



Code	Description	Unit price exVAT
27181614	Urban pool 4.20×3.50, GR, Ht:1.33 with automatic cover	-
27181314	Urban pool 4.20×3.50, GR, Ht:1.33, automatic cover, plant housing and sand filter	-
27181414	Urban pool 4.20×3.50, GR, Ht:1.33, automatic cover, plant housing, sand filter and heating	-

## OPTIONAL EQUIPMENT FOR RETROFITTING TO EXISTING POOLS

Code	Description	Unit price exVAT
27900320	Filtration cartridge for Urban pools	-
27900300	Plant housing for in-ground or partially in-ground Urban Pools	-

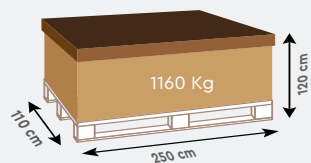


## Rectangular model

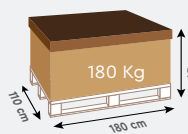
### STANDARD EQUIPMENT

Description	
Northern Spruce coping, thickness 28mm, width 290mm	included
Planks of solid, class IV treated Northern Pine, thickness in mm, tolerance + or - 1mm	included
Liner thickness	0.75 m <sup>m</sup>
Liner colour	Light grey
Number of skimmers P-PM body (colour matched to the liner)	1
Number of return fittings (colour matched to the liner)	1
Hydraulic connections	included
Filtration 4 m <sup>3</sup> /h	see version
Metallic structural braces	4

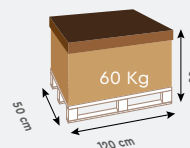
Description	
LED underwater light	1
Flow rate at the return fitting (m <sup>3</sup> /h)	4
Automatic safety cover	Light grey
Electrical control panel (cover, filtration and UW light)	included
In-pool ladder in 2 sections: aluminium/ ABS treads and stainless steel hand rails	3 treads
Wooden access ladder	4 treads
Swim tether	included
Underlay	included



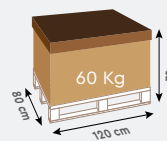
PACKAGING, URBAN POOL 6.00 X 2.50 WITH CARTRIDGE FILTER



PLANT HOUSING PACKAGING



SAND FILTRATION GROUP PACKAGING

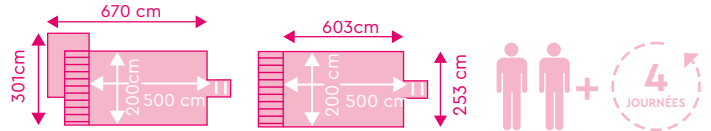


HEAT PUMP PACKAGING

PACKAGING DATA page 313

# URBAN POOLS 6.00 M X 2.50 M

ABOVE-GROUND / PARTIALLY IN-GROUND / IN-GROUND



Outer dimensions (cm)	603 × 253
Outer dimensions with plant housing (cm)	670 × 301
Water surface dimensions (cm)	500 × 200
Height coping included (cm)	133
Water volume (m <sup>3</sup> )	13,40
Water surface area (m <sup>2</sup> )	9,99

## + Urban pool installation configurations



Code	Description	Unit price exVAT
27180614	Urban pool 6.00×2.50, GR, Ht:1.33 with automatic cover	-
27180314	Urban pool 6.00×2.50, GR, Ht:1.33, automatic cover, plant housing and sand filter	-
27180414	Urban pool 6.00×2.50, GR, Ht:1.33, automatic cover, plant housing, sand filter and heating	-

## OPTIONAL EQUIPMENT FOR RETROFITTING TO EXISTING POOLS

Code	Description	Unit price exVAT
27900320	Filtration cartridge for Urban pools	-
27900300	Plant housing for in-ground or partially in-ground Urban Pools	-

# Large

## AND WELL EQUIPPED



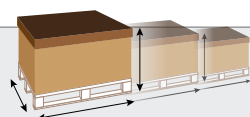
## XL model

### TOP OF THE LINE EQUIPMENT AS STANDARD

- A light grey, automatic slat cover,
- A generously sized sand filtration group,
- Northern pine coping,
- A light grey liner, 0.75 mm,
- 2 return fittings and 2 skimmers,
- Underlay to be fitted under the liner.
- In-pool stainless steel 3 tread ladder and wooden 4 tread access ladder.

Description	
Metallic structural braces	included
Coping made of class III treated Northern Spruce, 28 mm thick, 290mm wide (2x 145mm).	included
Planks of solid, class IV treated Northern Pine, thickness in mm, tolerance + or - 1mm	45
Liner thickness	0.75 mm
Liner colour	Light grey
Number of wide mouth skimmers P-GM Long	2
Number of return fittings	2
45 mm buriable	included
LED underwater light	1
Sand filter	P-FI 500

Description	
Sand filter diameter (mm)	500
Flow rate at the return fitting (m <sup>3</sup> /h)	9,70
Quantity of sand included (Kg)	50
6-way valve	included
¼ turn return/ suction shut-off valves	included
In-pool ladder in 2 sections: aluminium/ ABS treads and stainless steel hand rails	3 treads
Wooden access ladder	4 treads
Underlay	included
Automatic safety cover	Light grey
Electrical control panel	included

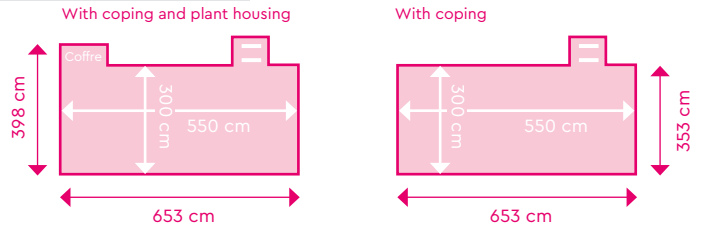


PACKAGING DATA  
page 313

# URBAN POOL XL 6.50 M X 3.50 M



## ABOVE-GROUND / PARTIALLY IN-GROUND / IN-GROUND



Outer dimensions with coping and housing (cm)	653 × 398
Outer dimensions with coping (cm)	653 × 353
Dimensions of the water surface (cm)	550 × 300
Height coping included (cm)	133
Water volume (m <sup>3</sup> )	21.90
Water surface area (m <sup>2</sup> )	16.44




### + Urban pool installation configurations



+ The filtration group is installed in a plant housing.

#### OPTIONS

6.5 × 3.5 m URBAN POOLS can be fitted with additional equipment such as a heat pump, etc. See pages 284.



■ You can find the XL Urban pool assembly video clip on the Procopi BWT Group youtube channel.

Code	Description	Unit price exVAT
27184218	Wooden pool/auto cover, 6.5×3.5, GR, Ht:133	-
27900350	Plant housing, for Urban Pools XL, 6.5 × 3.5	-



otic

WOODEN POOLS

*Pool'n box*



# Boxing

CLEVER




### COPING

- Northern Spruce, 28mm thick and 195mm wide.

### LOCKING MECHANISM

- for total safety



### RETURN FITTING AND SKIMMER

- 1 return fitting,
- 1 skimmer P-PM Corps.



### LADDERS

- SS in-pool ladder, 3 treads
- Wooden access ladder, 4 treads



### LINER

- 0.75 mm Light grey.



### INTERLOCKING STRUCTURE

- Solid class IV treated, autoclaved Northern Pine, rounded finish,
- Thickness, 45 mm,
- Galvanised steel supporting braces



### FILTRATION GROUP

- Flow rate at the return fitting 4 m<sup>3</sup>/h (clean filter)
- Sand filter P-FI, Ø 400, anti-UV treated
- 6-way valve; filtration/backwash/rinse/circulation/drain/closed
- Powerful filtration pump; 0.33kW

### UNDERLAY

- Underlay to be fitted under the liner.



**+** Northern pine: a hard, almost rot-proof wood that grows slowly in sustainably managed Scandinavian forests. The Pool'n Box structure is CTB-B+ SP treated, it is guaranteed 10 years..







**POOL'N BOX**

Pool'n Box is an elegant, high quality pool designed to stand the test of time. The best proof – 10 year guarantees on the wooden structure and the filter.

**A CLEVER STORAGE SOLUTION!**


Pool'n Box is cleverly designed with a storage box tucked under the coping. Balls, swimming aids, water toys: all the clutter can be cleared away in the blink of an eye to leave the pool area beautifully tidy.

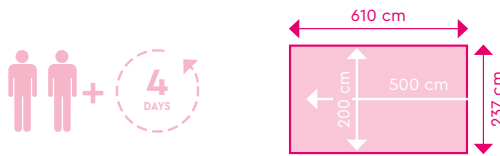
Even better, Pool'n Box is very attractively priced.

**ADVANTAGES**

- Pool'n Box has a very small footprint so its fits easily into tight spaces.
- Pool'n Box is equipped with a proper cartridge filter.
- No need for plant housing: the filtration system fits into the generously sized integrated box leaving plenty of space for storage.
- The structure is made of solid Northern Pine, the industry standard, this guarantees a long service life and a sound investment.

**+** **OPTIONAL UNDERWATER LIGHTS**  
 SeaMaid LED underwater lights, in white (44100019) or RGB (44072019). These lights can be simply mounted on a 1.5" return fitting.






**POOL'N BOX JUNIOR, A CLEVER POOL**

**FAMILY FUN MODE**

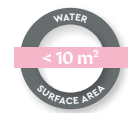
Toys, rings, floats of every colour thrown everywhere.



**NO MORE HOSES CLUTTERING THE LAWN OR TERRACE!**

**PLEASURE TO BEHOLD, DESIGN MODE**

After the fun, return to style and elegance. The pool area is clutter free with no trip hazards! Picture perfect.



**IN THE BLINK OF AN EYE, ALL TIDIED AWAY !**

Description	Detail
Outer dimensions with box (cm)	610 × 237
Water surface area dimensions (cm)	500 × 200
Height coping included (cm)	133
Water volume (m³)	12,20
Water surface area (m²)	9.99

Code	Description	Unit price exVAT
27180018	Pool'n Box wooden pool 6.20×2.50 m, GR ,Ht : 133 m	-

**STANDARD EQUIPMENT**

Description	
Metallic structural braces	included
Northern Spruce coping, class III treated, 28 mm thick, 195 mm wide	included
Planks of solid, class IV treated Northern Pine, thickness 45 mm	included
Liner thickness	0.75 mm
Liner colour	Light grey
Number of small mouth skimmers with no throat extension (P-PM body)	1
Number of return fittings	1
Buriable hydraulic fittings, Ø 45mm	included

Description	
Sand filter	P-FI
Sand filter diameter (mm)	400
Hydraulic connections	included
Filtration	4 m³/h
Sand supplied (kg)	25
6-way valve	included
1/4 turn valve, return/ suction	included
Stainless steel in-pool ladder	3 treads
Wooden access ladder	4 treads
Underlay	included

**+**  **PACKAGING DATA page 313**



01 | d

WOODEN POOLS

*Tropic and Weva*



# A pool is not a luxury anymore!

ABOVE-GROUND ONLY



## NORTHERN SPRUCE COPING!

For more beautiful, flatter coping with a longer service life, BWT chose class III treated Northern Spruce, selected based on its resilience, mechanical strength and excellent weatherability. Beautiful wood, properly cured, dense, top quality, for pools that will delight your customers for years to come..

## COPING

- Class III treated Northern Spruce, 28mm thick and 195mm wide



## LINER

- Liner 0.50 mm Dark blue.



## LADDERS

- SS in-pool ladder, 3 treads
- Wooden access ladder, 4 treads



## INTERLOCKING STRUCTURE

- Solid class IV treated, autoclaved Northern Pine, rounded finish
- Thickness, 45mm
- Galvanised steel supporting brace for Octo+ models



## RETURN FITTING & SKIMMER

- 1 return fitting,
- 1 skimmer P-PM Body.



## FILTRATION GROUP

- Flow rate at the return fitting 5.2m<sup>3</sup>/h (clean filter)
- Sand filter P-F1, Ø 400, anti-UV treated
- 6-way valve (filtration/ back-wash/ rinse/ circulation/ drain/closed)
- Filtration pump fitted with a pre-filter; 0.33kW

## UNDERLAY

- Underlay to be fitted under the liner.





### OPTIONAL UNDERWATER LIGHT:

SeaMaid LED underwater lights, white (44100019) or RGB (44072019). Mounted on a 1.5" return fitting, no building work required.

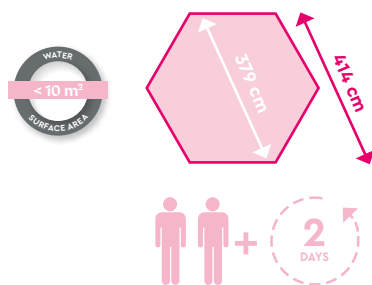


### OTHER OPTIONS AVAILABLE:

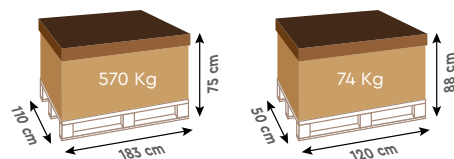
- Pine plant housing
- Summer cover
- Winter safety cover
- Bar cover
- Heat pump

### TROPIC OCTO 414

Code	Description	Unit price exVAT
27111205	Octo 414	-

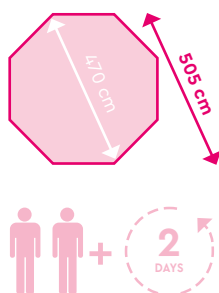


Description	Detail
Outer dimensions (cm)	414
Inner dimensions (cm)	379
Height coping included (cm)	120
Water volume (m <sup>3</sup> )	11,17
Water surface area (m <sup>2</sup> )	9.92
Packaging	2 pallets

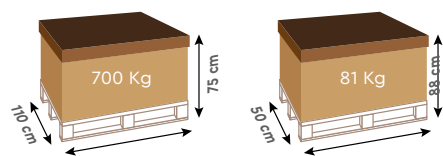


### TROPIC OCTO 505

Code	Description	Unit price exVAT
27112205	Octo 505	-



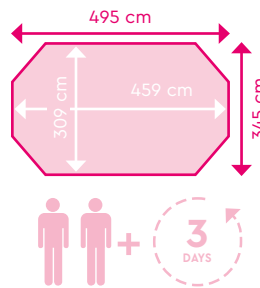
Description	Detail
Outer dimensions (cm)	505
Inner dimensions (cm)	470
Height coping included (cm)	120
Water volume (m <sup>3</sup> )	17.20
Water surface area (m <sup>2</sup> )	15.64
Packaging	2 pallets



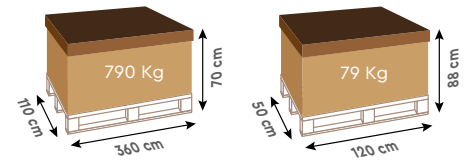


TROPIC OCTO+ 510

Code	Description	Unit price exVAT
27113205	Octo+ 510	-

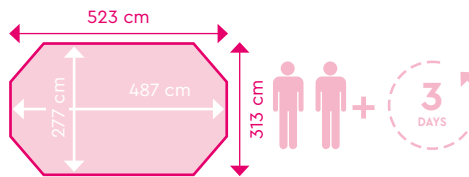


Description	Detail
Outer dimensions (cm)	495×345
Inner dimensions (cm)	459×309
Height coping included (cm)	120
Water volume (m³)	14.14
Water surface area (m²)	12.85
Packaging	2 pallets

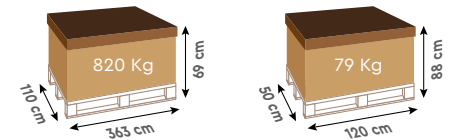


TROPIC OCTO+ 540

Code	Description	Unit price exVAT
27115205	Octo+ 540	-



Description	Detail
Outer dimensions (cm)	523×313
Inner dimensions (cm)	487×277
Height coping included (cm)	120
Water volume (m³)	13,43
Water surface area (m²)	12,21
Packaging	2 pallets



STANDARD EQUIPMENT

**+** PACKAGING DATA page 313



**10 YEARS** GUARANTEE  
STRUCTURE POOL FITTINGS

**5 YEARS** GUARANTEE  
FILTER

**2 YEARS** GUARANTEE  
LADDER, PUMP LINER

Description	
Northern Spruce coping, thickness 28mm, width 195mm	included
Planks of solid, class IV treated Northern Pine, thickness in mm, tolerance + or - 1mm	45
Liner thickness	0.50 mm
Liner colour	Dark blue
Number of skimmers P-PM body	1
Number of return fittings	1
Hydraulic fittings, 38mm not buriable	included
Sand filter	P-FI
Sand filter diameter (mm)	400

Description	
Flow rate at the return fitting (m³/h)	5.20
Sand supplied (kg)	25
6-way valve (filtration, back-wash, rinse, circulation, drain, closed)	included
In-pool stainless steel ladder	3 treads
Wooden access ladder	4 teads
Underlay	included
Metallic structural braces	not included except OCTO+

The accessible dream!

A HASSLE-FREE PRACTICAL RANGE



NORTHERN SPRUCE COPING !

For more beautiful, flatter coping with a longer service life, BWT chose class III treated Northern Spruce, selected based on its resilience, mechanical strength and excellent weatherability. Beautiful wood, properly cured, dense, top quality, for pools that will delight your customers for years to come.

COPINGS

- Class III treated Northern Spruce, thickness 28mm and width 290mm (2 x 145mm).

LINER

- Liner 0.75 mm Dark blue.

LADDERS

- Stainless steel in-pool ladder, 3 treads
- Wooden access ladder, 4 to 5 treads



INTERLOCKING STRUCTURE

- Class IV treated Northern pine, rounded finish
- Thickness, 45mm
- Galvanised steel supporting brace for elongated octagonal, square and rectangular pool models.



RETURN FITTING AND SKIMMER

- 1 or 2 return fitting(s)
- 1 or 2 skimmer(s)



FILTRATION GROUP

- Flow rate 7.90 to 9.70m<sup>3</sup>/h at the return fitting outlet(s) (depending on the model)
- Sand filter, Ø 500 P-FI, anti-UV treated
- 6-way valve (filtration/ back-wash/ rinse/ circulation/ drain/closed)
- Isolating valves on the return and suction lines
- Filtration pump fitted with a prefilter; power 0.46 to 0.60kW
- Semi-rigid, buriable hydraulic fittings, Ø 45mm

UNDERLAY

- Underlay to be fitted under the liner.







**OPTIONAL UNDERWATER LIGHT:**

SeaMaid LED underwater lights, white (44100019) or RGB (44072019). Mounted on a 1.5" return fittings, no building work required.



**OTHER AVAILABLE OPTIONS:**

- Counter-swim units
- Delta MS drainage membrane
- Pine plant housing
- Automatic cover
- Summer cover
- Safety winter cover
- Bar cover
- Heat pump

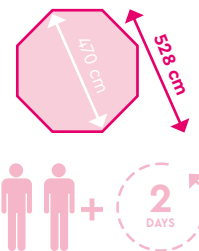




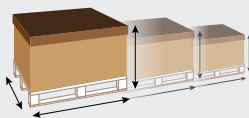
## WEVA OCTO 530

Code	Description	Unit price exVAT
27122210	Octo 530	-

Description	Detail
Outer dimensions (cm)	528
Inner dimensions (cm)	470
Height coping included (cm)	133
Water volume (m <sup>3</sup> )	18.77
Water surface area (m <sup>2</sup> )	15.64
Packaging	2 pallets



## STANDARD EQUIPMENT



PACKAGING DATA page 313



STRUCTURE  
POOL FITTINGS



FILTER



LADDER PUMP  
LINER



Description	
Metallic structural braces	Not included except Octo+
Northern Spruce coping, thickness 28mm and width 290mm (2 x 145mm).	included
Planks of solid, class IV treated Northern Pine, thickness in mm, tolerance + or - 1mm	45
Liner thickness	0.75 mm
Liner colour	Dark blue
Number of skimmers P-PM body	1
Number of return fittings	1
Buriable hydraulic fittings, Ø 45mm	included
Sand filter	P-FI

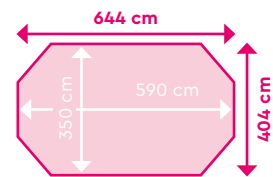
Description	
Sand filter diameter (mm)	500
Flow rate at the return fitting (m <sup>3</sup> /h)	Octo - 7.90 Octo+ - 8.30
Quantity of sand supplied (Kg)	50
6-way valve (filtration/ backwash/ rinse/ circulation/ drain/ closed)	included
¼ turn return/ suction shut-off valves	included
In-pool stainless steel ladder	3 treads
Wooden access ladder	4 treads 5 treads for coping height 146
Underlay	included



WEVA OCTO+ 640

Code	Description	Unit price exVAT
27136210	Octo+ 640	-

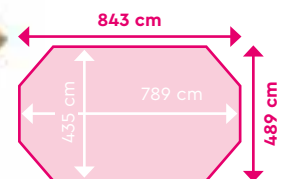
Description	Detail
Outer dimensions (cm)	644x404
Inner dimensions (cm)	590x350
Height coping included (cm)	146
Water volume (m <sup>3</sup> )	24.62
Water surface area (m <sup>2</sup> )	18.51
Packaging	2 pallets



WEVA OCTO+ 840

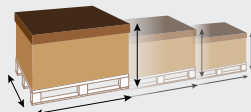
Code	Description	Unit price exVAT
27138210	Octo+ 840	-

Description	Detail
Outer dimensions (cm)	843x489
Inner dimensions (cm)	789x435
Height coping included (cm)	146 cm
Water volume (m <sup>3</sup> )	41.25
Water surface area (m <sup>2</sup> )	31.02
Packaging	2 pallets





## STANDARD EQUIPMENT



PACKAGING DATA page 313



STRUCTURE  
POOL FITTINGS



FILTER



LADDER PUMP  
LINER

Description	
Metallic structural braces	included
Northern Spruce coping, thickness 28mm and width 290mm (2 x 145mm).	included
Planks of solid, class IV treated Northern Pine, thickness in mm, tolerance + or - 1mm	45
Liner thickness	0.75 mm
Liner colour	Dark blue
Number of skimmers P-GM Long	2
Number of return fittings	2
Buriable hydraulic fittings, Ø 45mm	included
Sand filter	P-FI
Sand filter diameter (mm)	500

Description	
Flow rate at the return fitting (m <sup>3</sup> /h)	9.70
Quantity of sand supplied (Kg)	75
6-way valve (filtration/ backwash/ rinse/ circulation/ drain/ closed)	included
¼ turn return/ suction shut-off valves	included
In-pool stainless steel ladder	3 treads
Wooden access ladder	5 treads
Underlay	included

ABOVE-GROUND / PARTIALLY IN-GROUND / IN-GROUND

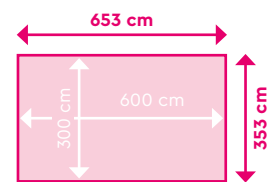


WEVA RECTANGLE 6X3

Code	Description	Unit price exVAT
27194210	Rectangle 6x3	-



Description	Detail
Outer dimensions (cm)	653x353
Inner dimensions (cm)	600x300
Height coping included (cm)	146
Water volume (m <sup>3</sup> )	24
Water surface area (m <sup>2</sup> )	18
Packaging	4 pallets

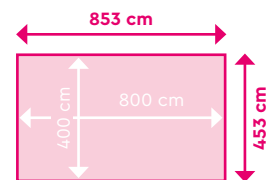


WEVA RECTANGLE 8X4

Code	Description	Unit price exVAT
27196210	Rectangle 8x4	-



Description	Detail
Outer dimensions (cm)	853x453
Inner dimensions (cm)	800x400
Height coping included (cm)	146
Water volume (m <sup>3</sup> )	42.56
Water surface area (m <sup>2</sup> )	32.00
Packaging	5 pallets





### Economical

The cover prevents evaporation. A must for indoor pools, and even more important for outdoor pools as the even higher rate of evaporation is even more costly in terms of water and pool chemicals.

### Hard wearing and durable

This 300/ 400 bubble cover is made of anti UV treated alveolar polyethylene 280 microns thick. It is hemmed across each width and edged down each length to protect it from friction where it touches the pool wall.

### Tough

The cover is solidly hemmed across the width to withstand the tensile stress exerted by the roller straps.

In addition, the cover features an eyelet at approx 50 cm intervals on the roller side.

### Technical data:

- Polyéthylène 280 µ.
- Edged down each length.
- Hemmed across each width.



Code	Description	Unit price exVAT
2061256	P-280 bubble cover, wooden pools, 414 or 440	-
2061456	P-280 bubble cover, wooden pools, 505 or 530	-
2061458	P-280 bubble cover, wooden pools, +510	-
2061556	P-280 bubble cover, wooden pools, +540	-
2061756	P-280 bubble cover, wooden pools, +640	-
2061956	P-280 bubble cover, wooden pools, +840	-
2061455	P-280 bubble cover, wooden pools, 6×3	-
2061655	P-280 bubble cover, wooden pools, 8×4	-
2061055	P-280 bubble cover, Pool'n Box pools, 5×2	-
2061050	P-280 bubble cover, Pool'n Box Junior, 3×2	-

## P-PB 580 WOODEN POOL WINTER & SAFETY COVERS



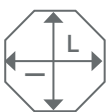
### Technical data:

- Cover made of PVC coated fabric (580 g/m<sup>2</sup>). The top side is grey while the underside is beige.
- The cover overlaps the entire periphery of the pool structure (coping included) by 10 cm.
- Fastened in position with individual bungee straps and stainless steel hooks that are fixed under the coping,
- Complies with the French standard NF P90-308.

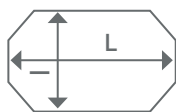


Code	Description	Unit price exVAT
2183256	P-PB 580 winter safety cover, grey, 414 or 440	-
1 2183456	P-PB 580 winter safety cover, grey, 505 or 530	-
2183458	P-PB 580 winter safety cover, grey, +510	-
2183556	P-PB 580 winter safety cover, grey, +540	-
2183756	P-PB 580 winter safety cover, grey, +640	-
2183956	P-PB 580 winter safety cover, grey, +840	-
2 2183254	P-PB 580 winter safety cover, grey, 6x3	-
2183654	P-PB 580 winter safety cover, grey, 8x4	-
2183054	P-PB 580 winter safety cover, grey, Pool'n Box	-
2183150	P-PB 580 winter safety cover, grey, Pool'n Box Junior	-

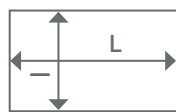
### POOL SHAPE/ COVER CORRESPONDENCE



OCTAGONAL POOLS



ELONGATED OCTAGONAL POOLS



RECTANGULAR POOLS

Code	Description	Cover shape	Max. pool length, coping included (m)	Max. pool width, coping included (m)	Cover length (m)	Cover width (m)
2183256	P-PB 580 winter safety cover, grey, 440	Octagonal	4.03	4.03	4.23	4.23
2183456	P-PB 580 winter safety cover, grey, 530	Octagonal	4.88	4.88	5.08	5.08
2183458	P-PB 580 winter safety cover, grey, +510	Elongated octagonal	4.95	3.45	5.15	3.65
2183556	P-PB 580 winter safety cover, grey, +540	Elongated octagonal	5.23	3.13	5.43	3.33
2183756	P-PB 580 winter safety cover, grey, +640	Elongated octagonal	6.43	4.03	6.63	4.23
2183956	P-PB 580 winter safety cover, grey, +840	Elongated octagonal	8.42	4.88	8.62	5.08
2183254	P-PB 580 winter safety cover, grey, 6x3	Rectangle	6.53	3.53	6.73	3.73
2183654	P-PB 580 winter safety cover, grey, 8x4	Rectangle	8.53	4.53	8.73	4.73
2183054	P-PB 580 winter safety cover, grey, Pool'n Box	Rectangle	6.10	2.37	6.30	2.57
2183150	P-PB 580 winter safety cover, grey, Pool'n Box Junior	Rectangle	3.74	2.37	3.94	2.57



## P-PB 580 WINTER AND SAFETY COVERS - CUSTOM MADE



### Technical data:

- Cover made of PVC coated fabric (580 g/m<sup>2</sup>). The top side is grey while the underside is beige.
- The cover overlaps the entire periphery of the pool structure (coping included) by 10 cm.
- Fastened in position with individual bungee straps and stainless steel hooks that are fixed under the coping,
- Complies with the French standard NF P90-308.



Code	EAN13	Description	Unit price exVAT
2173100	3566837073459	P-PB 580 winter and safety cover, per m <sup>2</sup>	-

## BWT myPOOL P-580 BAR COVER FOR WOODEN POOLS



Code	Description	Unit price exVAT
6304146	P-580 bar cover/ wooden pools 414 or 440	-
6304346	P-580 bar cover/ wooden pools 505 or 530	-
6304247	P-580 bar cover/ wooden pools +510	-
6304147	P-580 bar cover/ wooden pools +540	-
6304447	P-580 bar cover/ wooden pools +640	-
6304747	P-580 bar cover/ wooden pools +840	-
6304245	P-580 bar cover/ wooden pools 6 x 3	-
6304645	P-580 bar cover/ wooden pools 8 x 4	-
6304045	P-580 bar cover/ Pool'n Box	-

### The bar cover is easy to use

- To deploy the cover, simply pull on the central strap.
- The cover is rolled up using a flywheel or a hand crank. No complicated mechanisms or risk of break down.

### The bar cover is practical

- A single cover to install for years of care-free enjoyment. You escape the nuisance of seasonal cover changes and the drudgery: cleaning, folding and storing the cover removed unfolding and installation of the other cover. Choose comfort, choose a bar cover.

### The bar cover is easy to maintain

- With its two lacquered surfaces, the bar cover stays clean, it is easily washed down with a blast of water.

### The bar cover is tough

- To increase the service life of the cover, the bars are made of natural anodised aluminium.

### The bar cover is strong

- The cover is made is of hard wearing polyester (580g/m<sup>2</sup>), treated to withstand the effects of UV radiation.
- To increase the mechanical strength of the cover, the cover fabric is not cut where it passes under the bars. Both surfaces of this resilient cover are lacquered to help withstand chemical attacks and the effects of wear and tear.
- The straps are attached to the vertical wall by stainless steel hooks (supplied).



Grey

Handcrank included

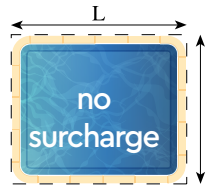
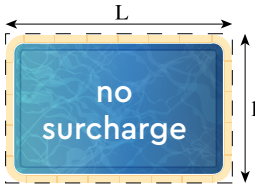






Winter and summer covers are invoiced at a price per m<sup>2</sup> applied to a surface area calculated as described below. The surface area is calculated based on pool dimensions and the shape of the pool.

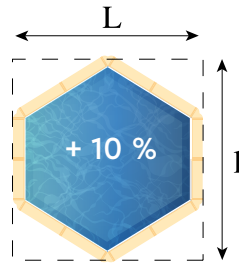
## CALCULATION OF THE SURFACE AREA



### Forme simple

A simple shape is a perfectly symmetrical square or rectangle. The calculation formulae apply with no surcharge.

$$\text{Surface area} = L \times W$$



### Geometric shape

A geometric shape is a perfectly symmetrical shape that may include rounded corners, re-entrant corners and truncated corners that can be traced with a ruler or a compass, without any need for triangulation (point coordinates).

In the case of a geometric shape, a surcharge of 10% is applied to the surface area calculated by our design office.

The price of the geometrically shaped winter or summer cover is then calculated by multiplying the surface area by the price per m<sup>2</sup> listed on the relevant pages.

$$\text{Surface area} = 1.10 \times (L \times W)$$

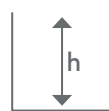
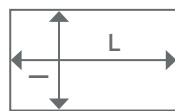
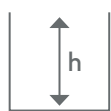
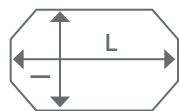
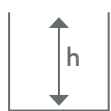
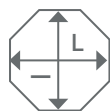
### PRICE CALCULATION

$$\text{Price} = \text{Surface area} \times \text{Price per m}^2$$



# LINERS AND ACCESSORIES FOR WOODEN POOLS

## LINERS P-0.75 MM - FOR WOODEN POOLS



Grey

Dark Blue

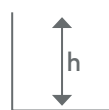
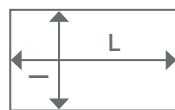
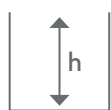
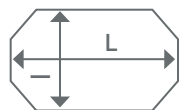
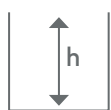
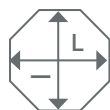
OCTAGNOAL POOLS

ELONGATED OCTAGONAL POOLS

RECTANGULAR POOLS

Code	Description	Dimensions L x W x H	Unit price exVAT
Pool'n box pools			
72220113	Liner for Pool'n box pool, grey	5.00 × 2.00 × 1.33	-
Weva pools			
5264820	Liner for Weva Octo 530 pool, H= 133, Dark blue	4.35 × 4.35 × 1.33	-
5277820	Liner for Weva Octo +640 pool, H= 146, Dark blue	5.91 × 3.50 × 1.46	-
5278820	Liner for Weva Octo +840 pool, H= 146, Dark blue	7.91 × 4.35 × 1.46	-
72206125	Liner for Weva rectangular 6×3 pool, H= 146, Dark blue	6.00 × 3.00 × 1.46	-
4815725	Liner for Weva rectangular 8 × 4 pool, H= 146, Dark blue	8.00 × 4.00 × 1.46	-
Urban pools			
72220160	Liner for Urban pools, 6.00 × 2.50 m, H= 133, Grey	5.50 × 2.00 × 1.33	-
72220163	Liner for Urban pools, 4.20 × 3.50 m, H= 133, Grey	3.70 × 3.00 × 1.33	-
72220169	Liner for Urban pools, 6.50 × 3.50 m, H= 133, Grey	6.00 × 3.00 × 1.33	-

## LINERS 0.50 MM FOR WOODEN POOLS



Dark Blue

OCTAGONAL POOLS

ELONGATED OCTAGONAL POOLS

RECTANGULAR POOLS

Code	Description	Dimensions L x W x H	Unit price exVAT
Octagonal pools			
5253420	Liner P-50, wooden pools, Octo 414 or 440, H= 120, Dark blue	3,50 × 3,50 × 1,20	-
5254420	Liner P-50, wooden pools, Octo 505 or 530, H= 120, Dark blue	4,35 × 4,35 × 1,20	-
Elongated octagonal pools			
72106073	Liner P-50, wooden pools, Octo +510, H= 120, Dark blue	4,59 × 3,02 × 1,20	-
5250420	Liner P-50, wooden pools, Octo +540, H= 120, Dark blue	4,88 × 2,78 × 1,20	-
Pistoche, Tropic & Pool'n box Junior pools			
72506100	Liner P-50, Pistoche and Tropic Junior, 2×2, H=68, Dark blue	2,00 × 2,00 × 0,68	-
72506171	Liner P-50, Pool'n Box Junior, 3×2, H=74, Dark blue	3,00 × 2,00 × 0,74	-

## DELTA MS DRAINAGE MEMBRANE



- Roll width, 1.50 m.
- Mandatory to protect the wood and provide insulation from backfill in the case of in-ground and partially in-ground pools

Code	Description	Unit price exVAT
3360650	Delta MS, width 1.50 m, 20 m roll	-

# PACKAGING DATA - WOODEN POOLS

Code	Model	Pack	Length (cm)	Width (cm)	Height (cm)	Weight (Kg)	Total weight (Kg)
<b>Mini pools</b>							
27160209	Wooden pool, Pistoche 2x2, Dark blue	Wooden elements	235	60	45	152	166
		Accessories	40	40	60	16	
27160409	Wooden pool, TropicJunior 2x2, Dark blue	Wooden elements	235	60	45	134	148
		Accessories	40	40	60	14	
27169218	Wooden pool, Pool'n Box Junior 2x2, Dark blue	Wooden elements	240	110	40	850	974
		Pack accessoires	120	50	85	124	
<b>Urban pools</b>							
27181614	Urban pool 4.20x3.50, GR, Ht:1.33 with AC	Wooden elements	350	110	120	1 115	1 115
27181314	Urban pool 4.20x3.50, GR, Ht:1.33, filtration	Wooden elements	350	110	120	1 115	1 355
		Plant housing	180	110	45	180	
		Filtration	120	50	90	60	
27181414	Urban pool 4,20x3.50, GR, Ht:1.33, Heating	Wooden elements	350	110	120	1 115	1 415
		Plant housing	180	110	45	180	
		Filtration	120	50	90	60	
		Heat pump	120	80	70	60	
27180614	Urban pool 6.00x2.50, GR, Ht:1.33 with AC	Wooden elements	250	110	120	1 160	1 160
27180314	Urban pool 6.00x2.50, GR, Ht:1.33, filtration	Wooden elements	250	110	120	1 160	1 400
		Plant housing	180	110	45	180	
		Filtration	120	50	90	60	
27180414	Urban pool 6.00x2.50, GR, Ht:1.33, heating	Wooden elements	250	110	120	1 160	1 460
		Plant housing	180	110	45	180	
		Filtration	120	50	90	60	
		Heat pump	120	80	70	60	
27184218	Urban pool 6.50x3.50, GR, Ht:1.33	Wood+coping	170	110	95	585	1599
		Wooden elements	180	110	58	430	
		Accessories	120	100	101	212	
		Steel elements	150	80	32	152	
		Automatic cover	350	110	40	220	
<b>POOL'N BOX pools</b>							
27180018	Wooden pool, Pool'n Box 6,2x2,5, GR ,Ht: 133	Wood+copingCoping	244	105	107	940	1125
		Accessories	120	100	88	100	
		Steel elements	150	150	30	85	
<b>TROPIC pools</b>							
27111205	Wooden pool, Tropic 414, pine, DB, Ht:120	Wooden elements	183	110	75	570	644
		Accessories	120	50	88	74	
27112205	Wooden pool, Tropic505, pine, DB, Ht:120	Wooden elements	215	110	75	700	781
		Accessories	120	50	88	81	
27113206	Wooden pool, Tropic+510, pine, DB-75, Ht:120	Wooden elements	360	110	70	790	869
		Accessories	120	50	88	79	
27115205	Wooden pool, Tropic+540, pine, DB, Ht:120	Wooden elements	363	110	69	820	902
		Accessories	120	50	88	82	
<b>WEVA pools</b>							
27122210	Wooden pool Weva 530, pine, DB, Ht:133	Wooden elements	215	110	83	820	946
		Accessories	120	100	63	126	
27136210	Wooden pool Weva +640, pine, DB, Ht:146	Wooden elements	422	110	69	1 200	1 363
		Accessories	120	100	63	163	
27138210	Wooden pool Weva +840, pine, DB, Ht:146	Wooden elements	572	110	69	1 565	1 749
		Accessories	120	100	80	184	
27194210	Wooden pool Weva 6x3, pine, DB, Ht:146	Wooden elements	180	110	84	1358	2 154
		Wooden elements	180	110	58	430	
		Steel elements	150	150	35	155	
		Accessories	120	100	100	211	
27196210	Wooden pool Weva 8x4, pine, DB, Ht:146	Wooden elements	215	110	83	570	1 986
		Wooden elements	180	110	58	430	
		Wooden elements	180	110	69	505	
		Steel elements	150	150	45	262	
		Accessories	120	100	122	219	



# 14

## COMMERCIAL POOLS



- 316** EXPERT DESIGN OFFICE
- 318** OVERFLOW CHANNELS
- 320** POOL FITTINGS
- 321** FILTER MEDIA
- 322** PYTHON POLAR FILTERS
- 324** FILTRATION PUMPS
- 328** ROBOTIC POOL CLEANERS



# AN EXPERT DESIGN OFFICE AT YOUR SERVICE

Procopi BWT Group's design office has the people, the skills and the tools necessary to correctly size air and water ductwork, and precisely calibrate equipment for commercial swimming pools: a multi-discipline team of hydraulic, aeraulic, chemical and electro-mechanical engineers are at your service.

Procopi BWT Group is in a position to propose studies that cover every component of the pool, as well as global solutions that optimise the consumption of energy while respecting the standards in effect.



## Hydraulics: renowned experts

At Procopi BWT Group, hydraulic sizing studies place energy savings at the very heart of your construction or renovation project. These studies also calculate the exact lengths and cross sections of pipework necessary to optimise the operation of your installations.

Hydraulic studies also calculate the filtration pump power required for a perfect flow of water, in total compliance with regulations in effect.

## Filtration: specialists in quality solutions

Over the last few years, new types of filter media have appeared on the market; Procopi BWT Group built a test bench, unique in Europe, to assess and compare the efficiency of these new materials. This innovative equipment, coupled with the wealth of knowledge gained, has ensured Procopi BWT Group's place as a recognised specialist in filtration.

Procopi BWT Group offers a range of filters designed for optimal hydraulic efficiency and perfectly adapted to the constraints of commercial pools. Furthermore, given their lateral free technology, they do not require maintenance.

## Safety: sized to your needs

Procopi BWT Group is one of the few automatic cover manufacturers to offer safety covers for pools up to 25 × 12 m. Ideal for pool protection and for significant savings on pool heating bills.

## Water treatment: advice, training and help from seasoned professionals

Procopi BWT Group offers a comprehensive range of pool chemicals and automatic treatment solutions.

Procopi BWT Group's design office can provide advice concerning installation, training and the use of procedures, and assistance to resolve water treatment issues.

Contact our design office  
**+33 2 99 61 24 64**  
or by e-mail: [betech@procopi.com](mailto:betech@procopi.com)



## Heating: Guaranteed Thermal performance

Thermal studies executed by Procopi BWT Group rely on a calculation core developed in collaboration with the CSTB (Centre Scientifique et Technique du Bâtiment – French centre for science and building technologies).

The application tracks the thermal losses and gains at hourly intervals in order to precisely determine the power necessary to meet the pool's heating demand, and uses this information to deduce the calorific requirement. It integrates detailed performance data of the various heating systems, taking into consideration weather conditions and a large number of parameters concerning the pool, its installation site and its operation.

To meet your needs, Procopi BWT Group offers unique products, equipped with the latest thermodynamic innovations introduced onto the market, notably Power Inverter, and Zubadan heat pumps.

## Procopi BWT Group, The advantages of a French manufacturer: intelligent design and ease of integration

Procopi BWT Group designs and manufactures the majority of the products that it sells, this means that Procopi BWT Group can provide you CAD files in dxf format to facilitate integration of the device into your project.

Procopi BWT Group axes the development of its products around the reduction of load losses, and the optimisation of hydraulic network performance and energy consumption.

For your air and water ductwork studies, call Procopi BWT Group's design office.

## Download your study request form from [procoshop.com](http://procoshop.com)

- Private & commercial pools
- Hydraulic study
- Heating & dehumidification study
- Reinforced membranes
- Integrated cleaning
- Concrete spas
- Commercial electrical panel

You will find these forms in your professional space

<http://procoshop.com/en/espace-pro#demande-etude>

## Air conditioning: the best applications, the best specialists

Procopi BWT Group is an expert in the sizing of air conditioning units.

Using purpose developed software that integrates aeraulic optimisation, comprehensive, optimised and balanced ductwork diagrams can be drawn up. In addition, by collaborating with the leading air conditioning experts, Procopi BWT Group offers a range of energy efficient equipment.

*intelligent  
design and  
ease of  
integration*



# OVERFLOW CHANNEL GRATINGS

## FLEXIBLE MODULES, 690 MM

Family 2400



Module width	Minimum internal bending radius	Minimum external bending radius
195 mm	415 mm	610 mm
245 mm	521 mm	766 mm
295 mm	627 mm	922 mm
335 mm	712 mm	1047 mm

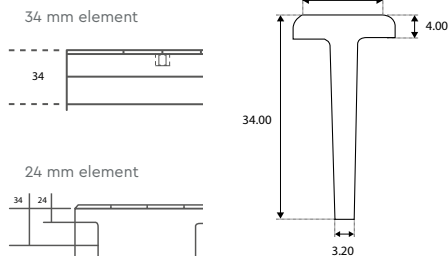


The flexible modules described above are 690 mm long and comprise 33 indissociable bars. Grating modules come in a range of 4 widths and 2 heights, 24 or 34 mm. Prices per bar per metre and per 33 bar module are listed below. For orders of 500 modules or more, the grating modules can be manufactured in other colours (on request).

Internal radius



External radius



Code	Description	Price exVAT		
		Metre	Bar	Module
Flexible overflow channel grating module, comprised of 33 bars				
White – 24 mm thick				
815312	Module 690 × 195 m. for 200 mm overflow channel. white	-	-	-
815322	Module 690 × 245 m. for 250 mm overflow channel. white	-	-	-
815332	Module 690 × 295 m. for 300 mm overflow channel. white*	-	-	-
815342	Module 690 × 335 m. for 340 mm overflow channel. white*	-	-	-
White – 34 mm thick				
815313	Module 690 × 195 m. for 200 mm overflow channel. white	-	-	-
815323	Module 690 × 245 m. for 250 mm overflow channel. white	-	-	-
815333	Module 690 × 295 m. for 300 mm overflow channel. white*	-	-	-
815343	Module 690 × 335 m. for 340 mm overflow channel. white*	-	-	-




## 90° CORNER PIECES

Family 2400


Description	White	
	Code	Price exVAT
90° corner, 195 mm for 200 mm overflow channel, thickness 24 mm per unit	814312	-
90° corner, 245 mm for 250 mm overflow channel, thickness 24 mm per unit	814322	-
90° corner, 295 mm for 300 mm overflow channel, thickness 24 mm per unit	814332	-
90° corner, 335 mm for 250 mm overflow channel, thickness 24 mm per unit	814342	-
90° corner, 195 mm for 200 mm overflow channel, thickness 34 mm per unit	814313	-
90° corner, 245 mm for 250 mm overflow channel, thickness 34 mm per unit	814323	-
90° corner, 295 mm for 300 mm overflow channel, thickness 34 mm per unit	814333	-
90° corner, 335 mm for 340 mm overflow channel, thickness 34 mm per unit	814343	-



 90° corner pieces can be manufactured in a variety of colours (on order). For orders of 500 modules or more, the grating modules can be manufactured in grey or beige, for other colours please inquire.

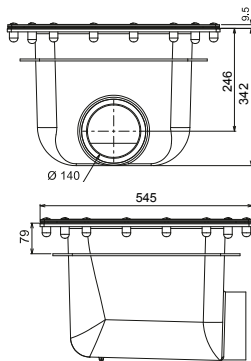
## OVERFLOW CHANNEL BARS

Family 2400

 The overflow channel bars described above are sold separately. They come in a range of 4 widths, all bars are 35 mm thick. There are 42 bars in 1 metre of overflow channel grating. Prices per bar and per unit are listed below.

Code	Description	Price exVAT	
		per meter	per bar
There are 42 bars in 1 metre of overflow channel grating			
813313	Bar 195 mm x 35 mm, for 200 mm overflow channel	109.62	-
813323	Bar 245 mm x 35 mm, for 250 mm overflow channel	101.64	-
813333	Bar 295 mm x 35 mm, for 300 mm overflow channel	120.12	-






- 1** Raised stainless steel grate allows peripheral suction in the event that the grate is obstructed.
- 2** A4 stainless steel stove head screw to avoid any risk of wounding.
- 3** Anti-capillary lip to ensure a perfect seal (concrete, tiled pool).
- 4** Bactericide impregnated Isophthalic polyester resin to prevent the growth of bacteria and micro-organisms.
- 5** Protective Iso NPG GelCoat on the outer and inner surfaces to ensure leaktightness and prevent the growth of micro-organisms.

pipe Ø in mm	PN	Through rate in m/s	Flow rate in m <sup>3</sup> /h
75	16	1.5	17.26
90	10	1.5	28.10
90	16	1.5	24.89
110	10	1.5	41.90
110	16	1.5	37.32
140	10	1.5	69.27
140	16	1.5	62.51
160	10	1.5	92.40
160	16	1.5	84.32

Compliant with the French decree dated April 1981



### Technical data:

- Fibreglass reinforced polyester body,
- Body made using Resin Transfer Moulding technology:
  - Both sides of the main drain are watertight,
  - Perfect surface on both sides of the main drain body,
- PVC outlet (solvnt),
- Stainless steel grate,
- Grating held in position by a brass insert, M8,
- The interior shape of the main drain was designed to facilitate water throughput and limit load losses,
- Anti-capillary lip,
- Capacity: 46 litres.

Code	Description	Price exVat
Square main drains – concrete		
41690000	Square main drain 500 × 500 outlet Ø 75 mm, for concrete pools	-
41691000	Square main drain 500 × 500 outlet Ø 90 mm, for concrete pools	-
41692000	Square main drain 500 × 500 outlet Ø 110 mm, for concrete pools	-
41693000	Square main drain 500 × 500 outlet Ø 140 mm, for concrete pools	-
41694000	Square main drain 500 × 500 outlet Ø 160 mm, for concrete pools	-
Square main drains -liner		
41090000	Square main drain 500 × 500 outlet Ø 75 mm, for liner pools	-
41091000	Square main drain 500 × 500 outlet Ø 90 mm, for liner pools	-
41092000	Square main drain 500 × 500 outlet Ø 110 mm, for liner pools	-
41093000	Square main drain 500 × 500 outlet Ø 140 mm, for liner pools	-
41094000	Square main drain 500 × 500 outlet Ø 160 mm, for liner pools	-

(\*) article available on order

FILTRATION MEDIUM, 5 LAYERS, FOR PYTHON POLAR

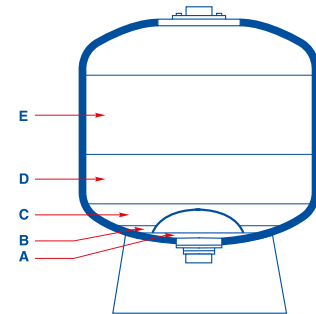
Family 610

Filter media – 5 layers of sand:

- Commercial pool grade filtration,
- Through rate 30 to 40 m<sup>3</sup>/h/m<sup>2</sup>.

Code	Description	Price exVAT
240124	For PP-1200 polar filters 1 pallet	-
240144	For PP-1400 polar filters 2 pallets	-
240164	For PP-1600 polar filters 2 pallets	-
240184	For PP-1800 polar filters 3 pallets	-
240204	For PP-2000 polar filters 4 pallets	-
240234	For PP-2350 polar filters 6 pallets	-

**+** Pallets of filter media are complete, numbered and film wrapped. Bags are arranged on the pallets according to how they should be positioned inside the filter.



Weight of the layers of filter media (in Kg)

	PP 1200	pp 1400	pp 1600	pp 1800	pp 2000	pp 2350	Grain size in mm
A	50	50	50	50	50	50	40 – 80
B	50	50	100	125	150	250	20 – 40
C	150	175	275	350	450	800	9 – 18
D	200	275	375	550	750	1250	2 – 4
E	750	1150	1675	2350	2900	4900	0.6 – 1.25
Total weight	1200	1700	2475	3425	4300	7250	-

ULTRA-HIGH FILTRATION PERFORMANCE SILICA

Family 600

The new Ultra-High Filtration Performance calibrated silica was formulated especially for Procopi BWT Group, the super fine filtration it provides plays an important role in meeting the challenges we set; to reduce the consumption of pool chemicals and decrease the consumption of energy.


Code	Description	Price exVAT
Calibrated silica		
247600	Ultra high performance UHFP calibrated silica 2.5 /5 mm Pallet of 48 bags, that is 1,200 Kg	-
Sand and gravel		
241100	High filtration performance sand 0.6/1.25 Pallet of 48 bags, that is 1,200 Kg	-
243100	High filtration performance gravel 2.0/4.0 Pallet of 48 bags, that is 1,200 Kg	-



PRESSURE GAUGES AND SAMPLING

Families 2310, 5650

	Code	Description	Price exVAT
		Adjustable pressure gauges	
1	811400	Valve kit with 2 pressure gauges and sampling points	-
		Sampling	
2	1416020	1/2" x 20 sampling valve	-

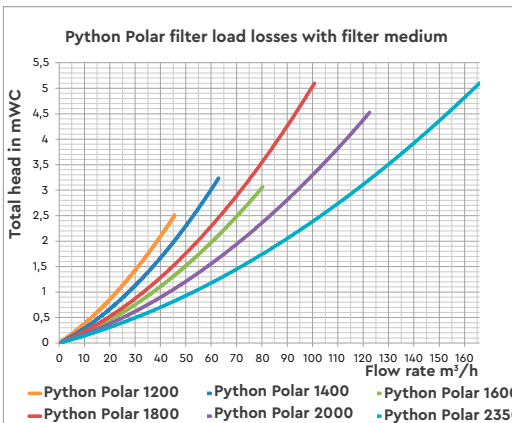




- Smooth, anti-bacterial inner surface for more hygienic filtration,
- The design of the interior components (diffuser and deflector system), the very best in hydraulic optimisation, ensures extremely low load loss,
- Python Polar EH filters create 50% less load loss than equivalent SIDE models.
- This means that a less powerful pump can be used, which leads to significant energy savings.
- Diameter 1200 to 2350 mm.

### Technical data:

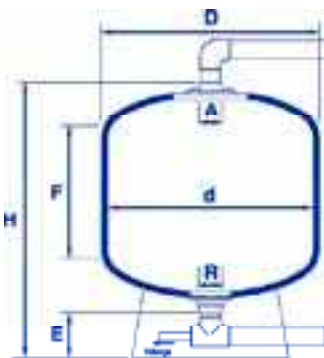
- Wound filter with fibreglass reinforced polyester lining,
- Assembled with PVC headers and diffusers,
- Polar inlet and outlet,
- 2 inspection ports on the base plate,
- Drain Ø 50 mm,
- Rose diffuser, no laterals to be replaced during the service life of the filter,
- Guarantee 10 years on the filter tank
- Maximum operating pressure: 2.5 bar,
- Static test pressure: 3.75 bar,
- Compatible with saline water,
- All the filters are fitted with a Ø 333 mm man-hole and a polyester base.



Operating pressure 2.5 bar

Description	Connection in mm	Code	Price exVAT
Filter PP-1200	110	8003700	-
Filter PP-1400	110	8004200	-
Filter PP-1600	140	8004800	-
Filter PP-1800	140	8005200	-
Filter PP-2000	160	8005800	-
Filter PP-2350	160	8006200	-
Filter PP-2350	225	please inquire	

**+** Other connection diameters are available on request.




	PP-1200	PP-1400	PP-1600	PP-1800	PP-2000	PP-2350
Flow rate at 30 m <sup>3</sup> /h/m <sup>2</sup>	34	46	60	76	92	124
Flow rate at 35 m <sup>3</sup> /h/m <sup>2</sup>	40	54	70	89	107	145
Flow rate at 40 m <sup>3</sup> /h/m <sup>2</sup>	45	62	80	101	122	166
D - Outer diameter (mm)	1225	1425	1625	1820	2000	2320
d - Inner diameter (mm)	1200	1400	1600	1795	1975	2295
S - Filtration surface area (m <sup>2</sup> )	1,13	1,54	2,01	2,53	3,06	4,14
H - Overall height (mm)	1580	1710	2060	2250	2160	2620
F - Tank height (mm)	650	555	745	880	800	1100
E - Height at outlet (mm)	215	220	287	355	344	358
A - Inlet diameter (mm)	110	110	140	140	160	160-225
R - Outlet diameter (mm)	110	110	140	140	160	160-225
Necessary room height (mm)	1870	2000	2390	2580	2520	2980
Height, bottom outlet - ground (mm)	91	96	138	206	175	189
Outlet interaxial distance (mm)	1610	1735	2069	2191	2155	2601
Weight of empty filter (kg)	140	195	228	290	370	410
Weight of filter medium (kg)	1150	1650	2425	3375	4250	7200
Total weight with media (kg)	1870	2660	3900	5375	6750	10200
Maximum operating pressure (bar)	2.5	2.5	2.5	2.5	2.5	2.5
Test pressure (bar)	3.75	3.75	3.75	3.75	3.75	3.75
Upper diffuser	Deflector					
Rose diffuser	yes					
Man hole Ø 330	yes					
Polyester base plate	yes					

**+** Comment: a 100 mm margin is allowed for the ceiling height

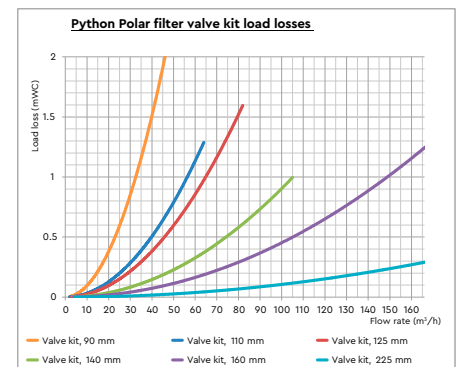
Description		
Polar valve kit with 5 PVC butterfly valves		
Connection in mm	Code	Price exVAT
Ø 90	8092050	-
Ø 110	8092550	-
Ø 125	8093050	-
Ø 140	8093550	-
Ø 160	8094050	-
Ø 225	8095050	-



**+** **BWT TOP TIP**  
Small diameters are listed as of page 66



**+** Valve kits come with zinc-plated steel nuts and bolts (stainless steel on request), the full kits are delivered pre-assembled. They come without the sight glass or the pressure gauge. The installer is responsible for assembly and glueing.



Code	Description	Price exVAT
Accessories		
<b>1</b> 8091900	Valve kit support, 110	-
8091910	Valve kit support, 140	-
8091920	Valve kit support, 160	-
8091930	Valve kit support, 225	-
<b>2</b> 811400	Valve kit with 2 pressure gauges and sampling points	-



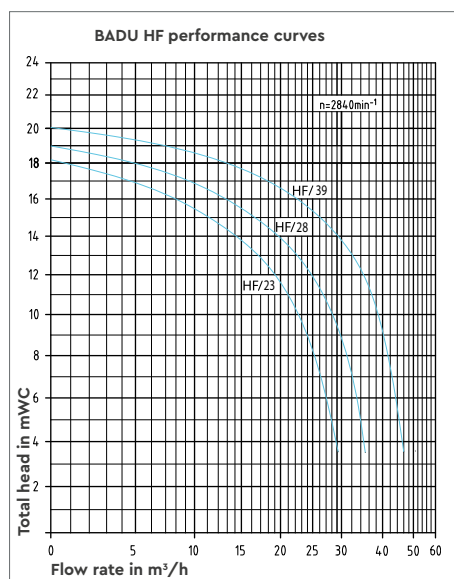
**SPECK X**  
pumpen



Maximum length 83 cm  
(model HF-39)

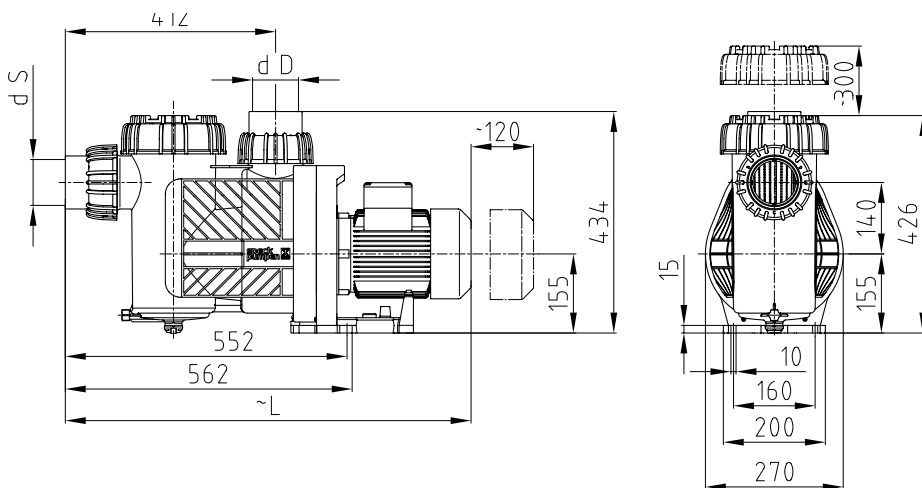


Tool for opening  
the filter lid



### Technical data:

- Comes with two 75 or 90 mm, solvent unions depending on the pump model,
- A tool is provided to facilitate opening of the prefilter lid
- Self-priming: On the contrary to many other pumps belonging to this category, these pumps are self-priming and may be installed above the water level,
- Perfectly leaktight, maintenance free mechanical seal
- Now even safer: thanks to the impeller's original design, the motor shaft never comes into contact with water. This means that stray current will never leak into the pool,
- Badu HF pumps are perfectly compatible with pool water treatment by salt electrolysis,
- Power supply: 230/ 400 V 3ph, 50 Hz..



Code	Description	Flow rate m³/h at 10 mWC	Max current (A)	P1 kW	P2 kW	Voltage	Acoustic pressure at 1m (dBA)	Acoustic power (dBA)	Ø Outlets Suct	Ret	Price exVAT
52051300	Badu HF/23	23	3.3	1.65	1.30	3ph	65.1	73	75	75	-
52052300	Badu HF/28	28	3.7	1.90	1.50	3ph	67.5	76	75	75	-
52053300	Badu HF/39	39	5.1	2.70	2.20	3ph	72.4	80	90	90	-

P1 indicates the total power consumed by the pump. Thus the value of P1 should be taken into consideration when choosing the thermal magnetic circuit breaker.

P2 indicates the power actually available at the motor shaft. Therefore P2 should be used to define the power of a pump.

## BADU 95 - 2840 RPM PUMPS

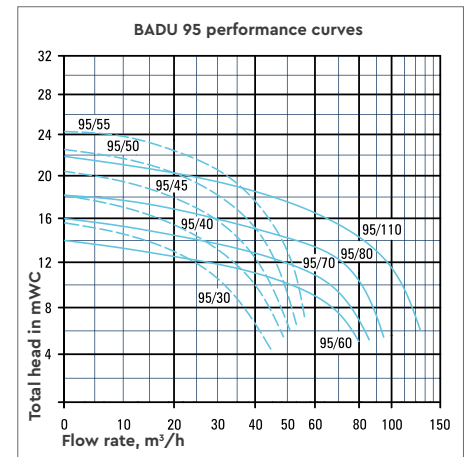
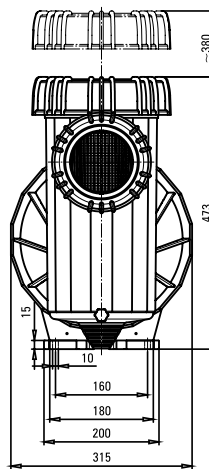
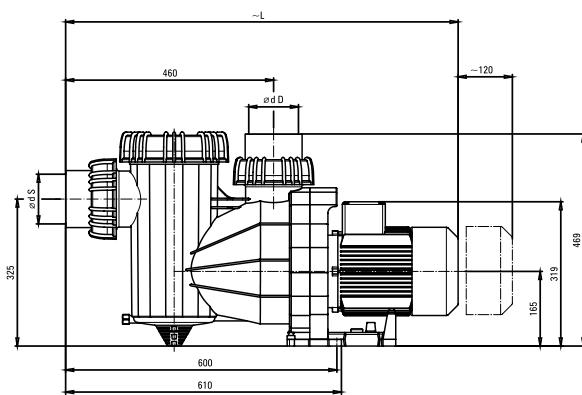
Family 1300

### Technical data:

- Comes with two solvent unions, 75 to 110 mm, depending on the pump model,
- A tool is provided to facilitate opening of the prefilter lid,
- Self-priming: On the contrary to many other pumps belonging to this category, these pumps are self-priming and may be installed above the water level,
- Perfectly leaktight, maintenance free mechanical seal,
- Now even safer: thanks to the impeller's original design, the motor shaft never comes into contact with water. This means that stray current will never leak into the pool,
- Badu 95 pumps are perfectly compatible with pool water treatment by salt electrolysis.



Tool for opening the filter lid



Code	Description	Flowrate m³/h at 10 mWC	Max current (A)	P1 kW	P2 kW	Voltage	Acoustic pressure at 1m (dBA)	Acoustic power (dBA)	Ø Outlets		Price exVAT
									Suct	Ret	
BADU 95 pumps											
52001300	Badu 95/30	32	3.7	1.90	1.50	3ph	62.9	71	75	75	-
52002300	Badu 95/40	40	5.1	2.70	2.20	3ph	67.2	72	90	90	-
52003300	Badu 95/45	45	6	3.30	2.60	3ph	70.4	78	90	90	-
52004300	Badu 95/50	49	6.7	3.80	3.00	3ph	74.7	83	110	110	-
52005300	Badu 95/55	54	8.4	4.80	4.00	3ph	78.3	86	110	110	-
52006300	Badu 95/60	54	6	3.30	2.60	3ph	68.7	77	110	110	-
52007300	Badu 95/70	67	6.7	3.80	3.00	3ph	70.2	78	110	110	-
52008300	Badu 95/80	82	8.4	4.80	4.00	3ph	73.7	82	110	110	-
52009300	Badu 95/110	110	10.9	6.40	5.50	3ph	74.2	82	110	110	-

# ELECTRICAL PANELS

*for commercial pools*

EACH OF OUR CONTROL PANELS IS MADE OF TOP QUALITY COMPONENTS CAREFULLY SELECTED ON THE BASIS OF THEIR EXCELLENT PERFORMANCE DATA.

*A comprehensive range for a precise match to your needs*



**Our custom built electrical panels can be equipped with a number of modules, among these:**

- Powering and control of electrical equipment (1ph and/ or 3ph): Filtration pump, massage pump, booster pumps, heating, water treatment devices, blowers, underwater lights, counter-swim units, fans, etc.
- Filter clogging alarm (system comprising a pressure gauge and visual and/ or aural alarms)
- Pool or buffer tank water level regulation
- Slaving of equipment to filtration pumps (water treatment, heating ,etc.)

**Each power supply is equipped with a suitably rated thermal magnetic circuit breaker. You may choose to add the following modules;**

- Clock
- Timer with power reserve (continues to run in the event of a power cut)
- Control switch on the front panel of the cabinet (2 positions if there is no timer, 3 positions if there is a timer)
- Running light
- Fault light
- Timer
- Pneumatic controls

**The following modules are also available for your electrical panel:**

- Protection by a 30 mA RCD at the head of the line
- External 16A plus
- Cabinet ventilation
- Internal cabinet lighting
- Key switch emergency stop
- Remote installed emergency stop (standard or key type)





# Study requests by our Design Office

**Study request**  
**Electrical panel**  
for a commercial pool

**BWT**

Client code: \_\_\_\_\_  
Company name: \_\_\_\_\_  
Contact name: \_\_\_\_\_

Study reference: \_\_\_\_\_  
Date study requested: \_\_\_\_\_  
Project deadline: \_\_\_\_\_

**Electrical panel power supply**

- Electrical panel power supply:  230 V  400 V
- Power supply frequency:  50 Hz  60 Hz
- Ambient temperature: \_\_\_\_\_ °C
- Equip the electrical panel with a 30 mA RCCB at the head of the line:  Yes  No

Note: The presence of a 30 mA residual current device is mandatory. This device may be installed at the head of the line in the electrical panel or upstream of the electrical panel power supply.

**Additional functions**

- Clogging alarm:  Yes  No Number of filters: \_\_\_\_\_
- Water level regulation RED-1\* (for skimmer pool):  Yes  No Qty: \_\_\_\_\_
- \*Delivered with a 20 m cable for the sensor
- Water level regulation with 5 sensors RED-2\*\* (for buffer tank):  Yes  No Qty: \_\_\_\_\_
- Water level regulation with 7 sensors RED-3\*\* (for buffer tank):  Yes  No Qty: \_\_\_\_\_
- \*\*Delivered with 5 m of cable for each sensor

**Electrical panel options**

- Emergency stop on the facade:  Without key (included)  With key
- Remote emergency stop: without key?  Yes  No Qty: \_\_\_\_\_
- with key?  Yes  No Qty: \_\_\_\_\_
- External 16A 1ph connection:  Yes  No Qty: \_\_\_\_\_
- Ventilation of the electrical panel (163 m³/h):  Yes  No
- Note: The electrical panel ventilation option may be mandatory depending on the equipment mounted in the electrical panel
- Lighting in the electrical panel:  Yes  No
- Free space left in the electrical panel for installation of equipment in the future (as a percentage): \_\_\_\_\_ %
- Electrical panel door swing direction (By default, the hinge is mounted on the right; Hinge on the left  Note: If the cabinet width is greater than or equal to 1000 mm, it will be fixed with two doors)
- Location of the breaker and any external 16A sockets\*\*\* (By default on the left side of the electrical panel; right side of the electrical panel

Notes: \_\_\_\_\_

Executed at: \_\_\_\_\_ on \_\_\_\_\_  
Name: \_\_\_\_\_  
Signature: \_\_\_\_\_

Save the PDF file and send it to your sales agency or directly to the design office using the following address:  
batac@procopi.com

Copyright Procopi - 05/2024

IN THE EVENT THAT SINGLE PHASE EQUIPMENT IS CONNECTED TO A THREE PHASE ELECTRICAL SUPPLY, OUR DESIGN OFFICE WILL TAKE CARE OF BALANCING THE 3 PHASES.

EACH UNDERWATER LIGHT IS EQUIPPED WITH A 230/12V TRANSFORMER IN ACCORDANCE WITH THE STANDARD NF EN 61558-2-6 WITH A THERMAL MAGNETIC CIRCUIT BREAKER ON THE PRIMARY OR SECONDARY CIRCUIT.

## Technical data

Irrespective of the options selected, the electrical panel is delivered with the following as standard:

- 1 Waterproof metal cabinet (IP55 rated) with a key lock
- 1 External main disconnect switch
- 1 Pilot light on the front panel
- 1 Emergency stop PALM BUTTON on the front panel
- 1 Wiring and connection diagram
- Cable glands to pass all the cables

## Free quotes

### for your custom built electrical panel

Procopi BWT Group can size your custom built electrical panel and provide you with a quote, free of charge. To receive your quote, simply fill out the study request form (available for download from [www.procoshop.com](http://www.procoshop.com) or from your sales agency) and send it to your Procopi BWT Group agency.



*The best cleaning solution for small commercial pools.*



Pool size	For commercial pools up to 20 m long, any shape any surface finish
Cleaning type	Floors and walls
Duration of the cleaning cycle	3 hours, 4 hours or 5 hours
Filter type	4D, hyperfine microfibre, 1 XL bag
Filter access	easy top acces
Full filter indicator	Yes
Brush type	4 PVA brushing wheels
Power supply	230V / 180W
Navigation system	Aqua Smart System
Platform	2 drive motors and a pump
Suction flow rate	19 m <sup>3</sup> / h
Cable length	23 m
Anti-tangle swivel	Yes
Remote control	Yes
Dimensions (L x W x H)	39 x 44.5 x 27 cm
Storage	Trolley
Guarantee	3 years



Code	Description	Price exVAT
125258752	Aquarius with trolley + 23 m cable	-

## MAGNUM JUNIOR

Family 3665

Magnum Junior is designed to clean every inch of your pool. Magnum Junior is the only pool robot to offer so much functionality for such a small price.



Pool size	For small commercial pools up to 25 m long, all shapes and surface finishes
Cleaning type	Floor and walls
Duration of the cleaning cycle	3 hours, 4 hours or 5 hours
Type of filter	4D, hyperfine microfibre, 1 XL bag
Filter access	Easy bottom access
Full filter indicator	Yes
Brush type	4 PVA brush wheels
Power supply	230V / 180W
Navigation system	Aqua Smart System
Platform	2 drive motors and a pump
Suction flow rate	19 m <sup>3</sup> / h
Cable length	30 m
Anti-tangle swivel	Yes, hand operated
Compatible with an external timer	Yes
Remote control	Yes
Dimensions (L x W x H)	39 x 43.5 x 26 cm
Weight	9.46 Kg
Storage accessory	Caddy
Guarantee	3 years

Code	Description	Price exVAT
125258753	Magnum junior, with transport caddy and 30 m cable	-

## MAGNUM

Family 3665

The Magnum robotic pool cleaner ensures fast thorough cleaning. This robotic pool cleaner features two drive motors and a filtration pump that provides a suction flow rate of 19 m<sup>3</sup>/h.



Pool size	For small commercial pools up to 30 m long, all shapes and surface finishes
Cleaning type	Floor and walls
Duration of the cleaning cycle	3 hours, 4 hours or 5 hours
Type of filter	4D, hyperfine microfibre, 1 XL bag
Filter access	Easy bottom access
Full filter indicator	Yes
Brush type	4 PVA brush wheels
Power supply	230V / 180W
Navigation system	Aqua Smart System
Platform	2 drive motors and a pump
Suction flow rate	19 m <sup>3</sup> / h
Cable length	36 m
Anti-tangle swivel	Yes, hand operated
Compatible with an external timer	Yes
Remote control	Yes
Dimensions (L x W x H)	39 x 53 x 26 cm
Weight	11.2 Kg
Storage accessory	Caddy
Guarantee	3 years

Code	Description	Price exVAT
125258754	Magnum, with transport caddy and 36 m cable	-



## ULTRAMAX JUNIOR

Family 3665

Thanks to its compact size, UltraMax Junior is particularly suited to commercial and semi-olympic pools. Water is passed through a filter bag that retains particles as small as 2 microns, your pool water is crystal clear in no time.

Pool size	For semi-olympic pools up to 35 m long, all shapes and surface finishes
Cleaning type	Floor
Duration of the cleaning cycle	3 hours, 4 hours or 6 hours
Type of filter	4D, hyperfine microfibre, 1 XL bag
Filter access	Easy bottom access
Brush type	4 PVA brush wheels
Power supply	230V / 180W
Navigation system	Aqua Smart System
Platform	2 drive motors and 2 pumps
Suction flow rate	38 m <sup>3</sup> / h
Cable length	36 m
Anti-tangle swivel	Yes, hand operated
Remote control	Yes
Dimensions (L x W x H)	40 x 54 x 31.5 cm
Storage accessory	Caddy
Guarantee	2 years



Code	Description	Price exVAT
125258755	UltraMax junior, with transport caddy and 36m cable*	-

## ULTRAMAX

Family 3665

The UltraMax robotic pool cleaner was purpose designed for commercial and olympic pools. UltraMax offers a selection of cleaning programmes to adapt to your pool's cleaning needs, the cleaning intensity required, pool dimensions and the pool waterproofing finish, timed start, etc

Pool size	For olympic pools up to 50 m long, all shapes and surface finishes
Cleaning type	Floor
Duration of the cleaning cycle	3 hours, 4 hours or 6 hours
Type of filter	4D, microfibre hyperfine, 2 XL bags
Filter access	Easy bottom access
Brush type	4 wide PVA brush wheels
Power supply	230V / 180W
Navigation system	Aqua Smart System
Platform	2 drive motors and 2 pumps
Suction flow rate	38 m <sup>3</sup> / h
Cable length	45 m
Anti-tangle swivel	Yes, hand operated
Remote control	Yes
Dimensions (L x W x H)	40 x 81 x 29 cm
Storage accessory	Caddy
Guarantee	2 years



Code	Description	Price exVAT
125258756	UltraMax, with transport caddy and 45m cable*	-

# INDEX



- A**
- ACCESSORIES FOR WINTER COVERS .....180
- ALKORPLAN 3D TOUCH.....132
- ALKORPLAN 3D VOGUE.....132
- ALKORPLAN 1000 - PLAIN - 1.65 M .....129
- ALKORPLAN 2000 - PLAIN - 1.65 M.....127
- ALKORPLAN 2000 - PLAIN - 2.05 M .....127
- ALKORPLAN 2000 NON-SLIP - 1.8 MM - PLAIN - 1.65 M.....129
- ALKORPLAN 3D TOUCH - 2.00 MM.....133
- AQUADECK EC .....147
- AQUALINER 0.75 MM - FRIEZES AND TILE BANDS .107
- AQUALINER 0.75 MM - PLAIN AND PATTERNED .....105, 106
- AQUARIUS.....329
- AQUASENSE .....135
- AUTOMATIC COVER EXTENSION .....112
- AUTOMATIC COVER PITS .....112
- B**
- BADU 95 - 2840 RPM PUMPS.....325
- BADU HF PUMPS.....324
- BIOCOL GLUE .....118
- BUBBLE COVERS - WOODEN POOLS .....308
- BWT B LINE.....213
- BWT BC CORDLESS ROBOTIC POOL CLEANER WITH ACTIVE BRUSHING.....213
- BWT BC RECHARGEABLE POOL VACUUMS .....213
- BWT BIOTEX UNDERLAY .....119
- BWT CLEANING ACCESSORIES .....238
- BWT CORDLESS PRO PK .....212
- BWT COVERDECK .....149
- BWT COVERDECK AX-IN & COVERDECK AX-IN HIGH WATER LEVEL.....149, 156, 157
- BWT D LINE.....213
- BWT DEFORMABLE, UNIVERSAL GUTS PACK, CLIPPED, FOR UNDERWATER LIGHT .....44
- BWT ELECTROLYSER E.....253
- BWT ELECTROLYSER OPTIONS.....253, 256
- BWT ELECTROLYSER PRO A .....254
- BWT INITIALE V1F PLAIN - 1.65 M .....125
- BWT INITIALE V1F PLAIN - 2.05 M .....125
- BWT INITIALE V1F PLAIN - NON-SLIP - 1.65 M .....125
- BWT INVERTER CONNECT .....202
- BWT INVERTER HORIZONTAL.....198, 199
- BWT LED LAMPS.....47
- BWT LED UNDERWATER LIGHTS .....46
- BWT MITSUBISHI POWER INVERTER - M.P.I. ....196
- BWT MITSUBISHI ZUBADAN - M.Z.I.....195
- BWT MYPOOL P-580 BAR COVER FOR WOODEN POOLS .....310
- BWT P LINE.....212
- BWT P400+ ROBOTIC POOL CLEANER .....220
- BWT P500+ LITE ROBOTIC POOL CLEANER .....220
- BWT P500+ ROBOTIC POOL CLEANER .....221
- BWT P600 APP ROBOTIC POOL CLEANER.....221
- BWT PEARL CONNECT .....86, 87
- BWT PEARL WATER GENERATOR HOME .....252
- BWT PRE-ASSEMBLED, TITANIUM HEAT EXCHANGER .....208
- BWT PRO LS ELECTROLYSER - LOW SALINITY255, 256
- BWT PRO PK RECHARGEABLE POOL VACUUM CLEANERS.....213
- BWT STARDECK & STARDECK HIGH WATER LEVEL.....151, 158, 159
- BWT STARDECK AX-IN & STARDECK AX-IN HIGH WATER LEVEL.....151
- BWT STARDECK INÉO AX-IN .....151, 160
- C**
- CALYPSO .....175, 181
- CBE-650.....175, 178

CHLORINE DISPENSER..... 243  
 CLASSIC 500 .....182, 184  
 CLASSIC 400.....182, 185  
 CLEANING ACCESSORIES ..... 238  
 COLORIMETRIC KITS ..... 248  
 CONSUMABLES.....169  
 COSMY 100, 150, 200 & 250.....212

**D**

DECHLORINATOR.....257  
 DECK BOXES ..... 34, 40  
 DELTA MS DRAINAGE MEMBRANE .....312

**E**

EASY AUTOMATIC VALVES..... 69  
 ELECTRONIC TEST KITS ..... 248  
 EVODECK EC.....146  
 EXTRUSION 2 BEADING .....100

**F**

FACE TRIM FOR FIXED UNDERWATER LIGHTS .... 44  
 FAIRLAND CONSOLES ..... 207  
 FILTER MEDIA .....59  
 FILTRATION ELECTRICAL PANEL - SWIMLINE® .... 89  
 FILTRATION ELECTRICAL PANELS - SR-LIGHT® ... 90  
 FILTRATION GROUP P-GFI..... 56  
 FILTRATION GROUP PPF15 - 65 ..... 56  
 FILTRATION GROUP PPF85 - 200 - HIGH FLOW RATE56  
 FILTRATION MEDIUM, 5 LAYERS, FOR PYTHON  
 POLAR .....321  
 FLANGES, GRATINGS AND GASKETS FOR MAIN  
 DRAINS BL-211 / BB-210 ..... 45  
 FLANGES, GRATINGS AND GASKETS FOR MAIN  
 DRAINS BL-311 / BB-310 & RETURN FITTINGS RL303 45  
 FLANGES, GRATINGS AND GASKETS FOR RETURN  
 FITTINGS RL319 ..... 45  
 FLEXIBLE MODULES, 690 MM .....318

FLOW RATES FOR PVC PIPES ..... 50  
 FUNCTIONAL EARTH ..... 48

**H**

HAND SKIMMERS AND LEAF RAKES ..... 242  
 HIGH FLOW RATE MAIN DRAINS AND GRATES .. 320  
 HUNG CRISTAL LINER BEADING (PROCOPI  
 PATENT).....100  
 HUNG HARPON LINER BEADING .....100

**L**

LED UNDERWATER LIGHTS .....34, 37, 40 ,42  
 LEVEL CONTROLLER .....31, 33, 38, 39  
 LEVEL CONTROLLERS - POLYESTER POOLS .....41  
 LINER LOCKING TRACK..... 116  
 LINER REPAIR KITS AND ACCESSORIES ..... 239  
 LINER STEPS .....108-111  
 LINER WITH CURVED BASE..... 114  
 LINER WITH DIVING PIT..... 114  
 LINER WITH STEP OR COVER PIT..... 114  
 LINERS 0.50 MM FOR WOODEN POOLS .....312  
 LINERS P-0.75 MM - FOR WOODEN POOLS .....312  
 LIQUID PVC.....135  
 LIQUID PVC - ALKORPLAN 1000 & 2000 .....129  
 LIQUID PVC - ALKORPLAN 3D .....133  
 LIQUID PVC - BWT INITIALE V1F .....125  
 LIQUID PVC - PF4000..... 131

**M**

MAGNUM..... 330  
 MAGNUM JUNIOR..... 330  
 MAIN DRAIN BL-211/ BB-210 .....31  
 MAIN DRAIN BL-311/ BB-310 .....31  
 MAIN DRAINS .....34, 37, 40, 42  
 MAINTENANCE KITS..... 240  
 MIXING STICK FOR LIQUID PVC .....136



MOUTH AND THROAT TRIM FOR CONVENTIONAL SKIMMERS AND MIRROR SKIMMERS, WITH WEIR . 44

## N

NEUTRAL- CHLORINE AND BROMINE NEUTRALISER ..... 248

## O

OVERFLOW CHANNEL BARS .....319

OVERLAP LINER BEADING.....100

## P

PARABOLIC JET WATER BLADES.....43

PATTERNED REINFORCED MEMBRANE .....122

PF4000 - PATTERNED - 1.65M ..... 131

PF4000 NON-SLIP - PATTRNED - 1.65M..... 131

PISTOCHE POOLS.....272

POLY PEARL .....57

POLY PEARL - SIDE FILTERS ..... 62

POLY PEARL - TOP FILTERS .....63

POOL'N BOX ..... 294

POOL'N BOX JUNIOR .....278

P-PB 580 WINTER AND SAFETY COVERS - CUSTOM MADE .....310

P-PB 580 WOODEN POOL WINTER & SAFETY COVERS ..... 309

PRESSURE GAUGES AND SAMPLING .....321

PROFESSIONAL PHOTOMETERS..... 248

PYTHON - SIDE ..... 64

PYTHON POLAR ..... 322

PYTHON POLAR VALVE KITS .....323

PYTHON SIDE .....57

## R

REGUL SYSTEM BWT - P .....250, 251

REINFORCED MEMBRANE - 1 VARNISHED SURFACE | BWT INITIALE V1F.....124

REINFORCED MEMBRANE - 3D | ALKORPLAN 3D TOUCH & VOGUE ..... 132, 133

REINFORCED MEMBRANE - PATTERNED | PF4000..... 130, 131

REINFORCED MEMBRANE - UNVARNISHED | ALKORPLAN 1000..... 128, 129

REINFORCED MEMBRANE VARNISHED ON 1 SURFACE .....122

REINFORCED MEMBRANES - 3D | AQUASENSE 134, 135

RETURN FITTINGS .....31, 39, 42

RETURN FITTING 12 MM DIRECTIONAL JET ..... 45

RETURN FITTING 23 MM DIRECTIONAL JET ..... 45

RETURN FITTINGS 2" .....33, 37

RIGIFLEX FLOATING HOSE Ø 38 MM ..... 239

RTM CS - SIDE .....56, 61

RTM CT - TOP .....56, 61

RTM HF - SIDE ..... 56, 60

## S

SAFETY FASTENERS ..... 144, 155

SALT PELLETS ..... 253

SAND FILTER P-FI .....57

SAND FILTER SF15 - 65 .....57

SAND FILTERS SF85 - 200 - HIGH FLOW RATE ....57

SKIMMERS .....31, 36, 39

SLAT END FINISH .....169

STEP PIECE FINISHES.....169

STEP PIECES FOR CALYPSO COVERS.....180

STEP PIECES FOR CBE-650 COVERS .....180

SUB-COPING SAFETY FASTENER (STANDARD WATER LEVEL) .....144

SUCTION AND RETURN MANIFOLDS ..... 50, 69

SUPERLINER V2F 0.85 MM ..... 101

SUPERLINER V2F 0.85 MM - FRIEZES AND TILE BANDS .....104

SUPERLINER V2F 0.85 MM - PLAIN AND PATTERNED .....102, 103

T

TELESCOPIC POLES ..... 240

THERMOMETERS ..... 243

THROUGHWALL FLANGES & RETURN FITTINGS 33, 36

THROUGHWALL FLANGES & VACUUM POINTS ...33

TITANIUM SPIRAL PLATE HEAT EXCHANGER .... 209

TRANSFORMERS.....91

TRANSMITTERS & RECEIVERS FOR UNDERWATER LIGHTS.....47

TROPIC JUNIOR .....276

TROPIC OCTO 414 ..... 300

TROPIC OCTO 505..... 300

TROPIC OCTO+ 510 .....301

TROPIC OCTO+ 540.....301

TWO COMPONENT GEL.....91

U

UHFP CALIBRATED SILICA & HFP SAND..... 71

ULTRA-HIGH FILTRATION PERFORMANCE SILICA. .321

ULTRAMAX.....331

ULTRAMAX JUNIOR.....331

UNDERWATER LIGHTS.....31

UNVARNISHED REINFORCED MEMBRANE .....122

URBAN POOLS ..... 282

URBAN POOLS 4,2 M X 3,5 M..... 286

URBAN POOLS 6,0 M X 2,5 M ..... 288

URBAN POOLS XL 6,5 M X 3,5 M ..... 290

V

VACUUM FITTING BLANKING CAP ..... 45

VACUUM HEADS, CONCRETE POOLS .....241

VACUUM HEADS, LINER POOLS .....241

VACUUM POINTS ..... 31, 39, 42

VALVES FOR RTM, PYTHON AND VIPER FILTERS... 69

VISUAL TEST KITS..... 249

W

WALL BRUSHES ..... 240

WALL MOUNTED SAFETY FASTENERS (STANDARD WATER LEVEL) .....144

WEVA OCTO 530 ..... 304

WEVA OCTO+ 640 ..... 305

WEVA OCTO+ 840 ..... 305

WEVA RECTANGLE 6X3 ..... 307

WEVA RECTANGLE 8X4 ..... 307

WIFI MODULE FOR FOR BWT INVERTER HORIZONTAL HEAT PUMPS .....198

A series of horizontal dotted lines for writing.

A series of horizontal dotted lines for writing, spanning the width of the page.

# REQUEST TO OPEN A CUSTOMER ACCOUNT

Corporate name:..... Companies Register no. : .....

Company registration no.:.....

VAT no. :..... Legal form : .....

Date of incorporation : \_\_\_ / \_\_\_ / \_\_\_ Capital : .....

Name of the managing director or chairman of the board : .....

Billing address : 1.....  
2.....

Delivery address : 1.....  
2.....

Office Tel. : \_\_ / \_\_ / \_\_ / \_\_ / \_\_ Mobile Tel. : \_\_ / \_\_ / \_\_ / \_\_ / \_\_

Fax : \_\_ / \_\_ / \_\_ / \_\_ / \_\_ e-mail : .....

Bank domiciliation : 1.....  
2.....

Main suppliers : 1..... 2..... 3.....

Preferred method of payment:  Direct bill of exchange  Cheque  Direct credit transfer  
 Cash on delivery  Payment in advance (before goods are shipped or picked up)

Delivery slip with prices :  Yes  No

**(mandatory for trades people, optional for companies)**

Surname and name of the requesting party : ..... Date of birth: \_\_\_ / \_\_\_ / \_\_\_

Home address : 1.....  
2.....

Owner  Renter

Requests to open a business account.  
Our company hereby reserves the right to cancel or suspend an account if the holder fails to abide by our general sales conditions.

***This request to open an account implies acceptance of our general sales conditions.***  
 I have read and accept the general sales conditions set out at the end of this catalogue. Requests to open a business account.

COMPANY STAMP

NAME OF THE SIGNING PARTY, DATE AND SIGNATURE

You must enclose your banking details, a sheet of letterheaded paper, a certificate of good standing less than 3 months old. Furthermore, for this request to be processed, you must supply your business registration numbers, as well as your intra community VAT number.  
(During the time necessary for the account to be opened, payment will be made on delivery.)

RESERVED FOR SALES ADMINISTRATION

Sales rep name: ..... Sales Rep code: ..... Profession: .....

Authorised credit limit incl. : .....

Method of payment (accepted) : .....

# GENERAL SALES CONDITIONS

## ARTICLE 1 - WARNING

In order to improve the quality of its products, Procopi BWT Group hereby reserves the right to modify the technical data of items it manufactures at any time and without advance notice.

The sketches, photos, texts and illustrations included in the catalogues, Aqasoft DVD, the ProcoShop and the Procopi internet site or communicated by any other means by Procopi, are provided for information purposes only and may under no circumstances be considered contractually binding. All copying or representation of the sketches, photos, texts or illustrations published in the catalogues, Aqasoft DVD, ProcoShop or on the Procopi internet site, even partial and irrespective of the means, shall be construed as illegal and fraudulent unless authorised explicitly by Procopi BWT Group.

## ARTICLE 2 - GENERAL PROVISIONS

Clients and Procopi BWT Group hereby mutually recognise each other's status as professionals dealing in the products, materials and services sold.

The general sales terms and conditions hereto shall only govern commercial dealings between Procopi BWT Group and its dealers, hereinafter referred to as the client or clients. They shall under no circumstances govern contractual dealings between Procopi BWT Group dealers and consumers. Orders placed with Procopi BWT Group and contracts dealt with by the latter shall be subject to the general sales terms and conditions set out hereinafter that shall cancel and supersede all clauses contained in documents issued by clients and co-contractors.

Consequently, no other term or condition shall nullify the effect of the general terms and conditions hereto unless Procopi BWT Group explicitly agrees to said in writing.

## ARTICLE 3 - ACCEPTANCE OF ORDERS

No person shall claim or benefit from any sort of tacit understanding with Procopi BWT Group. Only orders accepted by Procopi BWT Group are valid.

As regards orders placed on-line via Procopi BWT Group's internet site (ProcoShop), acceptance of the order and conclusion of the sale are construed as having taken place upon receipt, by the client, of the electronic acknowledgement of receipt.

## ARTICLE 4 - SALES TERMS AND CONDITIONS

The prices indicated in Procopi BWT Group's catalogues, price lists, the Aqasoft DVD and ProcoShop and Procopi BWT Group internet sites are quoted in Euro ex VAT and any other tax. Invoices are payable in Euro and, unless indicated otherwise in the specific terms and conditions, Procopi BWT Group ex-warehouse.

Said prices are susceptible to modification without prior notification at any time to reflect the evolution of the national and international economic and monetary climate.

Any sales terms and conditions granted to clients by Procopi BWT Group's Sales Reps and/or Regional Managers must be confirmed in writing.

In the event of a discrepancy or a dispute arising between Procopi BWT Group and one of its clients concerning the application of these sales terms and conditions, only offers confirmed in writing will be taken into consideration.

## ARTICLE 5 - PAYMENT

Invoices are payable in full, without discount, at the address indicated on the invoice. As regards export sales, goods are payable prior to shipment or by confirmed irrevocable letter of credit drawn on a leading French bank.

However, a discount of 1% shall be applied for settlement by cheque enclosed with the order.

A discount may also be applied, by virtue of specific terms and conditions, for advance payment. The percentage represented by this discount will be indicated on the invoice.

In the event that a discount is allowed, only VAT on the price actually paid will give rise to a discount.

Upon opening a credit line reserved for sustained commercial dealings, invoices shall be payable, without any discount, by Electronic Bill of Exchange payable without prior acceptance, at 30 days end of month as of the date upon which the merchandise was shipped. Electronic Bills of Exchange forwarded for acceptance should be returned within one week of their receipt by the client.

Any delay in payment will, in full right, entail invoicing of late payment penalties to the client as of the day following the date of payment indicated on the invoice and up until the date on which payment of said is made. Late payment charges shall be calculated based on the entire sum outstanding at the rate of 1% per month, or part of month, late, any month begun being due.

Furthermore, any discount previously agreed will be cancelled.

Credit granted to a client shall be construed as a payment facility and may be revoked at any time. Any significant alteration of the client's economic or financial situation may entail the revision of payment conditions, even subsequent to partial execution of orders.

Refusal to accept Electronic Bills of Exchange or failure to pay a trade bill or negotiable instrument upon its due date shall render the whole debt payable immediately and in full without any prior notice and shall entail the suspension of deliveries. Failure to settle an accepted trade bill or negotiable instrument upon its due date will entail the suspension of all terms of credit (delivery upon payment). In the event of late payment, a fixed fee of € 40 exVAT will be charged to cover collection costs.

## ARTICLE 6 - DELIVERY LEAD TIMES AND CHARGES

### Article 6.1 - Charges

#### 6.1.1 - General orders

All delivery charges indicated in the version of the Procopi BWT Group catalogue that is currently in effect will be invoiced for every order worth less than €395 ex VAT (or €110 ex VAT for spare parts orders).

Orders worth more than €395 net ex VAT (or €110 net ex VAT for spares) delivered in one shipment within "mainland France" (metropolitan France, excluding Corsica and the islands not linked by road to the mainland) to the Client's premises or to a Procopi BWT Group agency (for collection by the client) shall be delivered free of charge.

For those orders constituting the subject of this article 6.1.1, should the client wish the delivery to be made within "mainland France" to an address other than those stipulated in the previous paragraph (Procopi BWT Group agency or Client premises):

- The client hereby undertakes to be present at the agreed location at the time of delivery to receive the merchandise;

- A fixed charge of €24.00 ex VAT per shipment will be invoiced for modifying the delivery address;

In the event of a COD delivery, collection charges stipulated in the catalogue currently in effect will be payable by the client.

Express deliveries are also available. However, transport charges will be payable by the addressee.

#### 6.1.2 Specific orders

As an exception to the provisions set out in article 6.1.1 hereinafter:

- Pick-up of reconstituted coping and flagstones, sand, glass, gravel, salt, steps, saunas, spas, wooden pools, BWT automatic covers, Calypso, Mambo and CBE-650 bar covers, prefabricated plant housings, pool structures (BlokIt, ProcoBloc pools) from one of our manufacturing plants or agencies will be invoiced €1 exVAT.

- Delivery of reconstituted stone coping and flagstones, sand, gravel, salt, steps, saunas, spas, wooden pools, BWT automatic covers, Calypso, Mambo and CBE-650 bar covers, prefabricated plant housings, pool structures (BlokIt, ProcoBloc pools) to an address stipulated by the Client, other than a Procopi BWT Group manufacturing plant or agency, will be subject to the transport charges outlined in the Procopi BWT Group catalogue currently in effect, it being stipulated that the Client hereby undertakes to be present at the agreed location upon delivery to receive the merchandise.

- Goods considered dangerous by carriers are, due to this fact, subject to specific

transport costs.

#### 6.1.3 - Ancillary costs

The costs incurred by packaging or customs formalities; inspections or consular visas specific to dangerous goods (liquid PVC, glue, water treatment products, etc.) will be invoiced to the client.

The cost of visas for orders worth more than € 15,000 ex VAT, excluding freight charges and delivered in one shipment and to one address, will be paid by Procopi BWT Group.

#### Article 6.2 - Delivery lead times

Delivery leadtimes are indicated for information purposes, delays shall not entail the cancellation of the order.

However, in the event of a delivery delay, the client may formally request by registered letter that Procopi BWT Group deliver the goods within a time period of 15 days as of the date on which said registered letter is received. Upon expiry of this deadline, the client may cancel the order in question.

## ARTICLE 7 - TRANSFER OF OWNERSHIP

In accordance with the legal provisions in effect, transfer of ownership of the goods delivered shall take place at the time at which the price of said goods is paid in full. However, risks shall be transferred to the client as of such time as the goods are made available to the client, to the client's representative or to the carrier.

## ARTICLE 8 - ACCEPTANCE AND COMPLAINTS

Goods travel at the risk and responsibility of the addressee.

In the event of any dispute or discrepancy concerning the delivery by the carrier the addressee must:

- Note the dispute or discrepancy on the delivery stub: missing package, damaged package, damp package, etc. and under no circumstances: "reserved subject to opening" which is too vague and will be rejected by carriers,

- Notes such as "package damaged", "package wet" etc are not acceptable. Under such circumstances, open the package, identify the exact nature of the damage to the article and record this on the delivery stub,

- Send confirmation of the reservations indicated on the stub to the carrier (not Procopi BWT Group) by registered mail with a copy to Procopi BWT Group, within three working days as of delivery,

- Forward the original of the delivery stub to Procopi BWT Group as quickly as possible, along with a copy of the registered letter sent to the carrier.

CAUTION: A complaint will not be accepted unless these three points have been respected to the letter.

## ARTICLE 9 - RETURNS

Clients may return spare parts within a 30 day period, this does not apply to goods made to order, (BWT covers, liners, etc.) goods that are discontinued (#) or good available only on order (\*).

Past this one month time delay, we reserve the right to refuse the return. In the event that the return is accepted, the materials returned will be subject to depreciation as follows:

Return > 1 month: taken back for 90% of the original value, less any reductions

Return > 2 months: taken back for 80% of the original value, less any reductions

Return > 3 months: taken back for 70% of the original value, less any reductions

Return > 4 months: taken back for 60% of the original value, less any reductions

Return > 5 months: taken back for 50% of the original value, less any reductions

After 6 months, returns will not be accepted.

In the event of a return, said return must:

- be previously agreed to by Aqaservice, said agreement to be embodied by the communication of a goods return number,

- concern goods featured in the Aqaservice catalogue in effect at the time that the goods are returned,

- be accompanied by either the invoice or delivery slip as well as a statement of the grounds for the return,

- be sent post paid,

- be in its original packaging and accompanied by the original documents.

CAUTION: Failure to abide by the aforementioned conditions shall entail either refusal of the goods returned or acceptance of the goods returned with a 25% reduction of the price invoiced.

## ARTICLE 10 - CONTRACTUAL GUARANTEES

All items manufactured or distributed by Procopi BWT Group (Superliner, BWT heat pumps, etc.) are covered by a guarantee of 2 years or more, under the terms and conditions set out in the guarantee enclosed at delivery. These guarantees enter into effect on the client invoice date.

Guarantees are effective subject to the condition that equipment items are installed, maintained or repaired by qualified professionals or abide by the rules of the art laid out in the operating and installation instructions and other standard documents (DTP "Directives Techniques Piscines" (pool technical directives), AFNOR (French standards association) standards, etc.

The repair under guarantee of any item manufactured or distributed by Procopi BWT Group will in no way alter the date on which the contractual guarantee covering said item, and calculated based on its date of invoice, expires.

Similarly, the replacement under guarantee of any item manufactured or distributed by Procopi BWT Group will in no way alter the expiry date of the contractual guarantee covering the replacement item and that is calculated based on the initial invoice date of the latter

Unless otherwise stipulated, coverage shall be limited to the replacement of the part or equipment item acknowledged as defective in our workshops, labour included. Freight costs, call out charges and other damages are not included in the scope of the guarantee. In the event of an intervention by the client, coverage shall be limited to the supply of the part or equipment item acknowledged as defective. Freight costs, call out charges and other damages are not included in the scope of the guarantee.

Repairs carried out by Procopi BWT Group's after sales services outside the scope of any guarantee will themselves be guaranteed 6 months as of the date on which the repair was invoiced. Consumable items (chemicals, maintenance accessories, etc.) and wear parts (seals and gaskets, baskets, belts, bulbs, etc.) are not covered by any guarantee.

Neither the effects of normal wear and tear (Poolbag, cartridges, incandescent bulbs, maintenance accessories, pool paint, above ground pool liners and covers) nor the repercussions of inappropriate usage are covered by any guarantee.

The following are specifically excluded from any guarantee; damage not attributable to the pool or pool equipment, such as that occasioned by impact, fire, frost, infestation by termites or any other parasite, lightning, flooding or any other natural catastrophe.

Should it prove impossible to ascertain the exact cause of the malfunction hindering correct operation of an equipment item, and at the client's explicit request, Procopi BWT Group may send one of its technicians to perform troubleshooting.

In all cases an intervention slip, duly accepted by the client, setting out the intervention in detail will be drafted for such interventions.

Following said troubleshooting, and depending on whether or not the cause of the malfunction falls within the realm of Procopi BWT Group's responsibility or not, Procopi BWT Group may or may not invoice the client labour costs and call out charges as well as any spare parts required.

Nota bene: Guarantee claims from professional clients will only be accepted after diagnostics carried out on the installation site or in the work shop. Information communicated by the professional client in good faith, by the Hot-line or by any other Procopi BWT Group employee prior to the aforementioned diagnostics are under no circumstances omissible by the latter.

#### CAUTION:

- The presence of salt in the pool water is considered to increase the risk of corrosion of metallic equipment items such as the ladder, heater, heat exchanger, condenser,

automated cover axle, etc. The Redox value varies depending on the type of oxidising agent used (stabilised or non-stabilised), the pH and the concentration of Isocyanuric acid. In order to avoid fading of pigments in the waterproofing membrane and corrosion of metals and alloys, the Redox potential must be kept under 750 mV at all times. Otherwise, resulting corrosion and/ or fading will under no circumstances be covered by the guarantee.

- The quality of the water in the pool must at all times comply with the public water supply, notably in terms of its metallic salt content (Copper, iron, manganese, etc.), its mineral salts content (Calcium, magnesium, etc.), and its pH, etc.

Bad quality water in the pool can initiate or facilitate the corrosion of metallic equipment items and premature ageing of waterproofing. Before filling the pool with water from another source, the client must ensure that the physico-chemical characteristics of said alternative pool water supply comply with those of the public water supply. Groupe Procopi BWT Group hereby reserves the right to fully or partially suspend the guarantee in the event that non-compliant water is used to fill the pool.

## ARTICLE 11 - LIABILITY AND INSURANCE

The client and Procopi BWT Group hereby mutually recognise each other's status as professionals dealing in the products sold. The client hereby acknowledges that Procopi BWT Group sells equipment subsequently incorporated into an operational assembly by the client. The client, in its capacity as a swimming pool professional, has sole responsibility regarding the selection of the product, the product's integration into the assembly and its correct usage according to the rules of the art, regulations in effect and the results the client is endeavouring to achieve.

Procopi BWT Group shall under no circumstances be held to any obligation regarding the final result. The client must advise Procopi BWT Group of any defects attributable to the product immediately, providing evidence in support of the latter. The client must provide Procopi BWT Group every opportunity to investigate alleged defects and remedy said.

Procopi BWT Group will be released from its obligations in the event of Force Majeure.

The following shall be understood to constitute Force Majeure and as such to suspend or nullify Procopi BWT Group's obligations without any recourse by the client: accidents effecting production and storage of the products, the total or partial interruption of procurement, a fault committed by the carrier, fire, flood, machine breakdown, total or partial strike, administrative decisions, acts attributable to third parties, war and any other act beyond Procopi BWT Group's control likely to delay or prevent performance of contractual commitments or render said financially unviable. Procopi BWT Group has taken out policies insuring it for the usual risks associated with its activities and to the level usual for this profession. Valid certificates and guarantee tables are available to its clients.

It is hereby explicitly agreed that the client will renounce all recourse of any kind above the ceiling of the guarantee taken out by Procopi BWT Group. This constitutes a substantive clause of the agreement hereto.

## ARTICLE 12 - JURISDICTION OF COMPETENCE

Any discrepancy or dispute arising from the construction hereto shall be brought before the Commercial Courts of RENNES (France) who shall have sole jurisdiction in such matters.

Neither the client's purchasing terms and conditions, if any, nor the location of execution of the order or the contract, nor, more generally, any concession regarding the general sales terms and conditions shall have any effect on this clause attributing jurisdiction of competence, even in the event of a guarantee claim or in the case of multiple defendants.

Last updated: November 29th 2021

#### Note:

Note : These sales conditions apply to customers of Procopi BWT Group

The subsidiary companies of Procopi (Procopi GmbH, Procopi Benelux, Procopi Middle East, Procopi FWI) have separate sales conditions which are available on request and may differ from these conditions.

2021 | 2022 SEASON



SPONSORING

*Hoist the BWT colours!*

Formula 1, Formula 2, Porsche Supercup, GT Masters, Project Forze, Ligue 1 Stade Rennais, Alpine Ski, Ski jumping, etc.



**TO PARTICIPATE IN BWT GROUP SPONSORED EVENTS,  
CONTACT YOUR SALES TEAM!**



**PROCOPI BWT Group**

Les Landes d'Apigné – B.P. 45328  
35653 LE RHEU Cedex – FRANCE

☎ + 33 99 14 78 78 📠 +33 2 99 14 59 05

✉ [rennes@procopi.com](mailto:rennes@procopi.com)

*procoshop.com*

